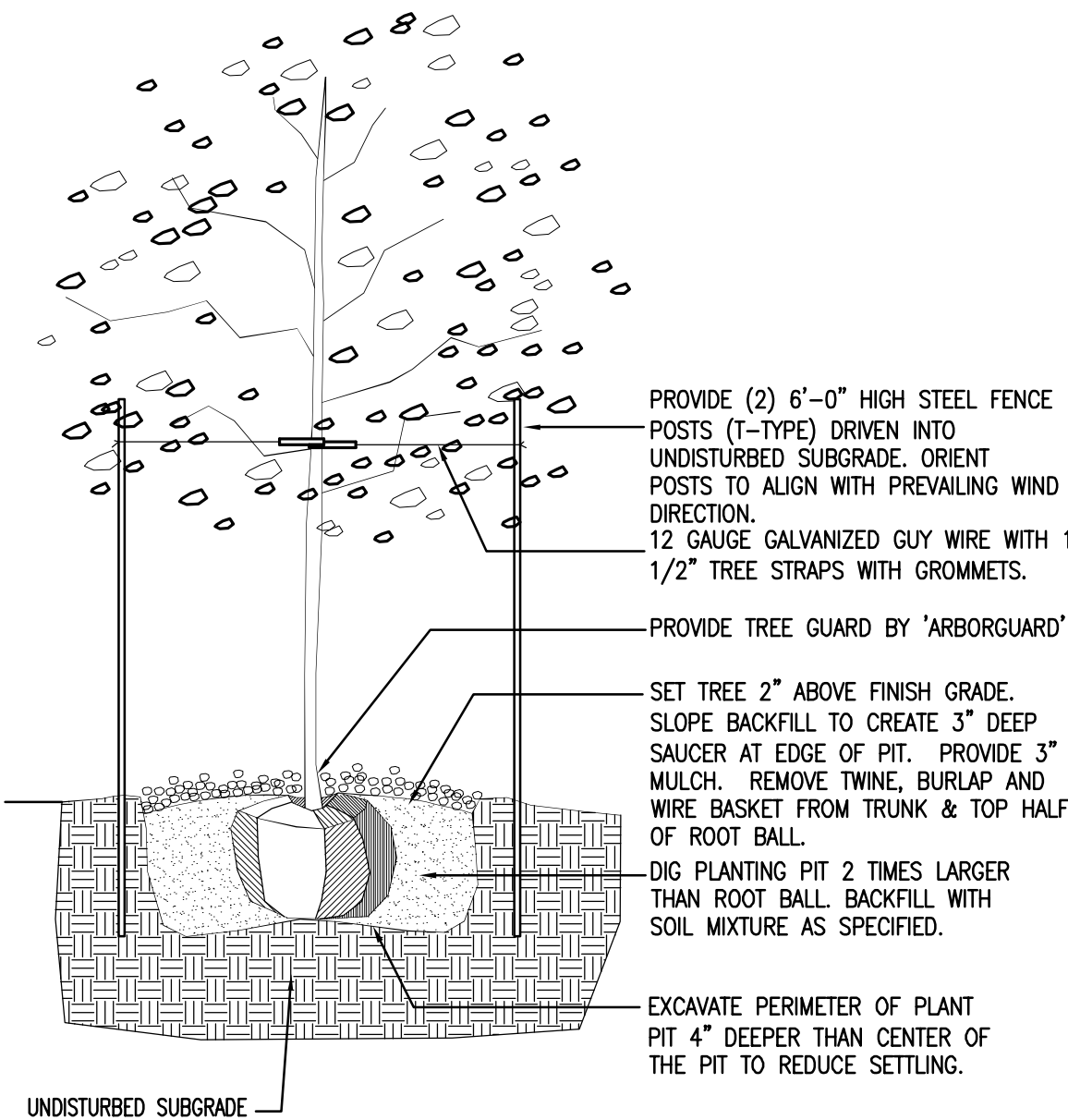


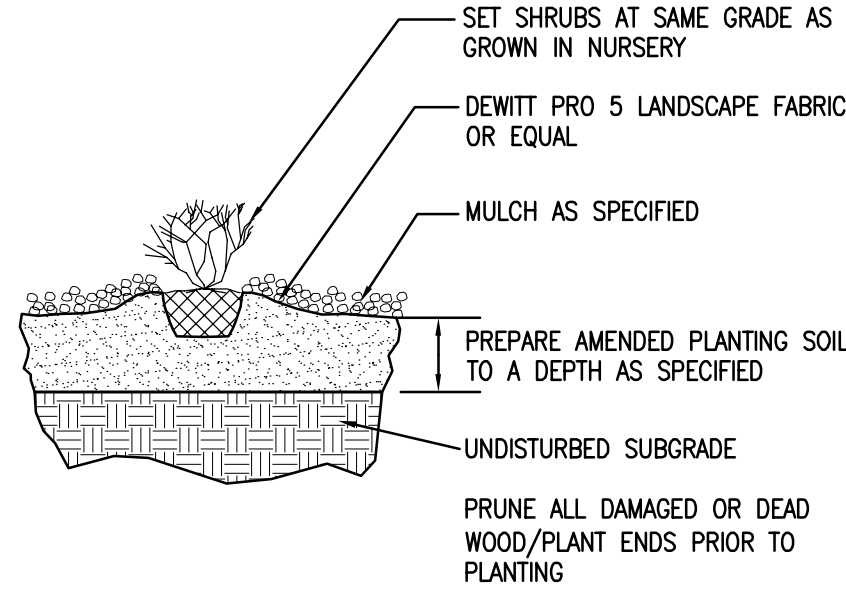
1 LANDSCAPE PLAN
L1.00 SCALE: 1/16"=1'-0"

- LANDSCAPE NOTES:**
1. VERIFY LOCATION OF ROOF DRAIN PIPING, IRRIGATION PIPING, AND ALL OTHER UTILITIES. LANDSCAPE CONTRACTOR ACCEPTS EXISTING CONDITIONS WITH COMMENCEMENT OF LANDSCAPE CONSTRUCTION.
 2. PLANT LOCATIONS ARE APPROXIMATE. LANDSCAPE CONTRACTOR SHALL MAKE ADJUSTMENTS AS NECESSARY.
 3. PLANTING BED AREAS TO BE OVEREXCAVATED TO A DEPTH OF 12" AND BACKFILLED WITH A MIXTURE OF 50 PERCENT TOPSOIL, 30 PERCENT SAND, AND 20 PERCENT COW MANURE (COMPOSTED). MIXTURE IS TO BE AMENDED WITH 2" SHREDDED PINE BARK SOIL CONDITIONER AND HUMATE @ 15 LBS. PER 1,000 S.F. SCARIFY TO 4" DEPTH BEFORE BACKFILLING WITH BLENDED SOIL MIXTURE.
 4. ALL PLANTING BEDS SHALL BE SLOPED TO DRAIN.
 5. FOLLOWING PLANTING, APPLY PRE-EMERGENT HERBICIDE AND 2" SHREDDED PINE MULCH.
 6. NO PLANT MATERIAL SUBSTITUTIONS WILL BE ALLOWED WITHOUT PRIOR APPROVAL OF LANDSCAPE ARCHITECT. PROVIDE ONE YEAR WARRANTY FOR PLANT MATERIALS TO INCLUDE ONE CONTINUOUS GROWING SEASON TO INCLUDE COVERAGE OF PLANTS FROM DEATH OR UNHEALTHY CONDITIONS. REPLACEMENT TO BE OF SAME SIZE AND SPECIES AS SPECIFIED, PLANTED IN THE NEXT GROWING SEASON, ONE TIME ONLY. ALL PLANT MATERIAL TO BE IN COMPLIANCE WITH THE AMERICAN STANDARD FOR NURSERY STOCK ANSI Z60.1-1996, OR MOST RECENT EDITION.
 7. PROVIDE GREEN OR BLACK STEEL EDGING.
 8. COORDINATE FINISH GRADING OF TOPSOIL WITH G.C. PROVIDE SOD (BERMUDA U-3) AT ALL AREAS OF DISTURBED EARTH AND AS INDICATED.
 9. IRRIGATION CONTRACTOR TO PROVIDE SHOP DRAWING OF SYSTEM & SUBMITTALS FOR ALL ELEMENTS OF SYSTEM.

PLANT SCHEDULE				
SYMBOL	BOTANICAL NAME	COMMON NAME	SIZE	QUANTITIES
SO	QUERCUS SHUMARDII	SHUMARD OAK	4" CAL.; DOMINANT LEADER; FULL B&B	3
CP	PISTACIA CHINENSIS	CHINESE PISTACHE	4" CAL.; DOMINANT LEADER; FULL B&B	1
BALD	TAXODIUM DISTICHUM 'MICKELSON'	SHAWNEE BRAVE BALD CYPRESS	4" CAL.; DOMINANT LEADER; FULL B&B	2
PE	ULMUS AMERICANA 'LEWIS & CLARK'	AMERICAN ELM PRAIRIE EXPEDITION	5" CAL.; DOMINANT LEADER; FULL B&B	2
NSH	ILEX HYBRIDA 'NELLIE R. STEVENS'	NELLIE R. STEVENS HOLLY	8'-10' HT.; 3'-4' SPD.; FULL TO GROUND, FULL B&B	5
HY	TASUS X MEDIA 'HICKSII'	HICKS YEW	5 GALLON	9
CL	PRUNUS CAROLINIANA 'MONUS'	BRIGHT 'N TIGHT CAROLINA LAUREL	5 GALLON	3
PA	ABELIA GRANDIFLORA X 'EDWARD GOUCHER'	PINK ABELIA	5 GALLON	7
IH	RHAPHIOLEPIS INDICA 'BALLERINA'	BALLERINA INDIAN HAWTHORN	2 GALLON	26
CV	BIGNONIA CAPREOLATA 'TANGERINE BEAUTY'	TANGERINE BEAUTY CROSSVINE	1 GALLON	15
PMG	MUHLENBERGIA CAPILLARIS 'IRVINE'	PLUMETASTIC PINK MUHLY GRASS	2 GALLON	19
LE	STACHYS BYZANTINA 'BIG EARS'	BIG EARS LAMB'S EAR	1 GALLON	25
VEG	BUXUS SEMPERVIRENS 'VARIAGATA'	VARIEGATED ENGLISH BOXWOOD	2 GALLON	9
BBL	LIRIOPE MUSCARI 'BIG BLUE'	BIG BLUE LILYTURF	1 GALLON; FULL; 12" O.C. STAGGERED	600
DCM	LAGERSTROEMIA INDICA 'WHIT II'/'DYNAMITE'	DYNAMITE CRAPEMYRTLE	6'-8" HT.; 4'-5" SPD.; FULL; TREE-FORM; 2-3 TRUNK	4
WTCRP	EUONYMUS FORTUNEI 'COLORATUS'	WINTERCREEPER	1 GALLON; FULL; 12" O.C. STAGGERED	489
		ANNUALS		330 SF
		SOD		
	BERMUDA (U-3)			




2 TREE PLANTING DETAIL
L1.00 SCALE: NONE



3 SHRUB / ORNAMENTAL GRASS PLANTING DETAIL
L1.00 SCALE: NONE

CONSTRUCTION DOCUMENT - PERMIT SET



BOCKUS PAYNE
ARCHITECTURE

6303 Waterford Blvd, Suite 240
Oklahoma City, OK 73118
p 405-842-0858 | f 405-843-8959
www.bockus-payne.com

COPYRIGHT 2018 BOCKUS PAYNE ASSOCIATES ARCHITECTS, P.C. ALL RIGHTS RESERVED. THIS DRAWING IS PROPERTY OF BOCKUS PAYNE ASSOCIATES ARCHITECTS. ANY MODIFICATION OR USE OF THIS DRAWING WITHOUT EXPRESS WRITTEN AUTHORIZATION OF BOCKUS PAYNE ASSOCIATES ARCHITECTS, P.C. IS PROHIBITED.

CONSULTANT:

REVISIONS:

A NEW HOUSE FOR
**ALPHA CHI OMEGA
PSI CHAPTER**
1115 COLLEGE AVENUE, NORMAN, OK 73072

LANDSCAPE PLAN