



Central Branch

Norman Public Library

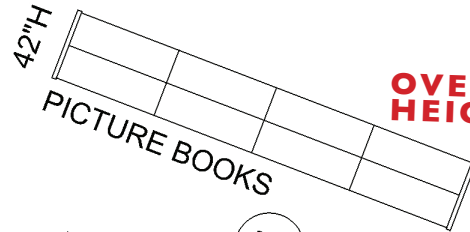
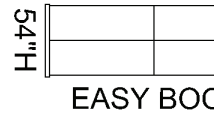
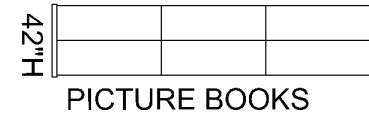
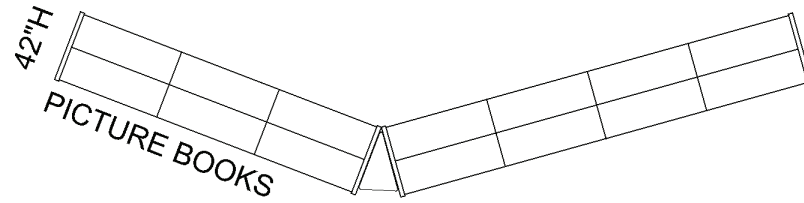
Quote #14683

Early Literacy Area Concepts

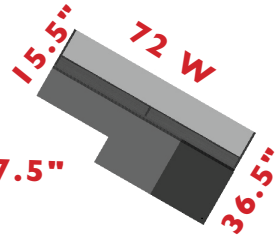
3-8-2019

CHILDREN'S
DISPLAY

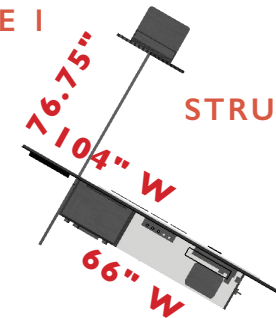
ARCHITECTURAL PLAY AREA



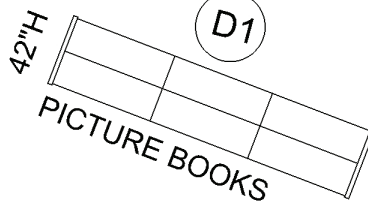
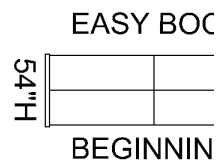
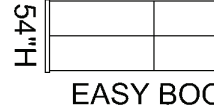
OVER-ALL
HEIGHT 47.5"



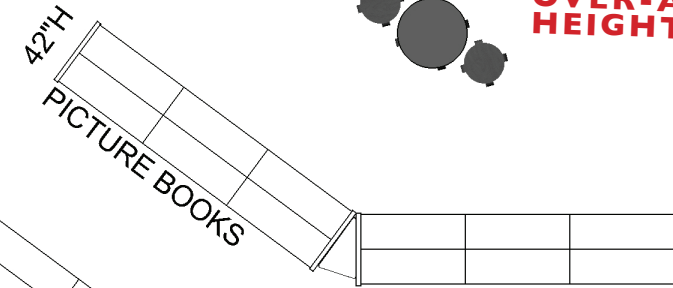
STRUCTURE 1





STRUCTURE 2



D1



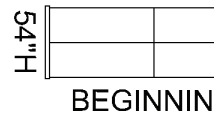
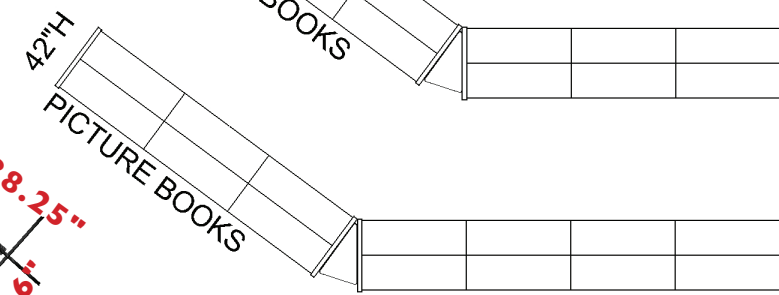
OVER-ALL
HEIGHT 56.25"



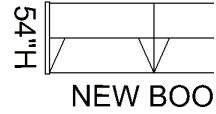
OVER-ALL
HEIGHT 36."



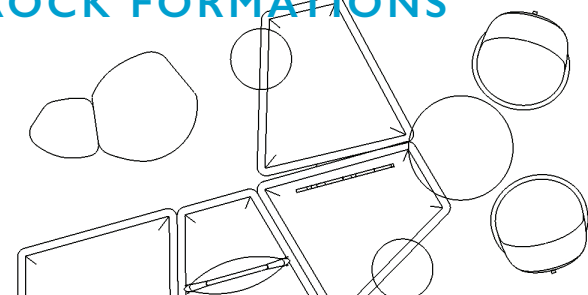
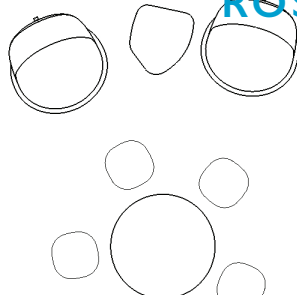
OVER-ALL
HEIGHT 24"




MAGAZIN



ROSE ROCK FORMATIONS



CHILDREN'S
150





ARCHITECTURAL PLAY AREA



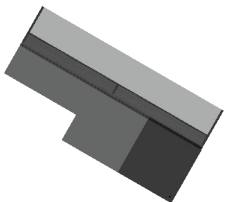


ARCHITECTURAL PLAY AREA - STRUCTURE I



Half workbench
and additional
Duplo Wall

SIDE A OF THE SMALLER STRUCTURE - DUPLO Table running the full length for multiple users. Integrated well for DUPLO storage. Easy to reach and keep tidy. Shelves below for added PLAY items, books, toys. Other option would be half DUPLO worksurface and the other half laminate top for blocks, tangram puzzle, play. Storage below for items and books. Grey DUPLO to integrate with interior color palette.





ARCHITECTURAL PLAY AREA - STRUCTURE I

Custom Animal
appliques in
niches.



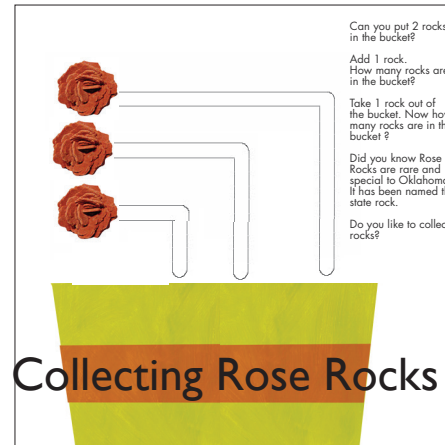

SIDE B OF THE SMALLER STRUCTURE - Children love forts. Here is place to sit and read a book or consider an optional side window that can turn into a puppet theater. Soft oversized pillow for reading books optional. Other back wall options could include an open ended building a story Learning Panel (see next page for options). Architectural element to the left provides pop of color pockets for book display or other. Ties in to the architectural aesthetic of the space.



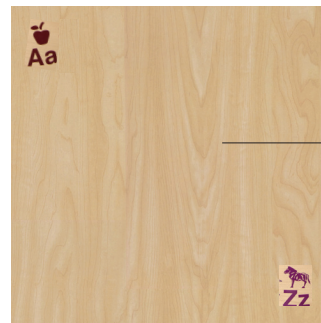
ARCHITECTURAL PLAY AREA - STRUCTURE I



BACK WALL [2] Learning Panels
or [1] Alphabet Square Appliqué



Suggesting a few Learning Panel options.



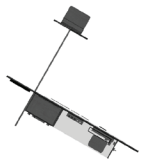
Adapting the Alphabet Table
into a square formatted appliqué.
Approx 24" x 24"



I spy with my little eye
Alphabet Appliqué




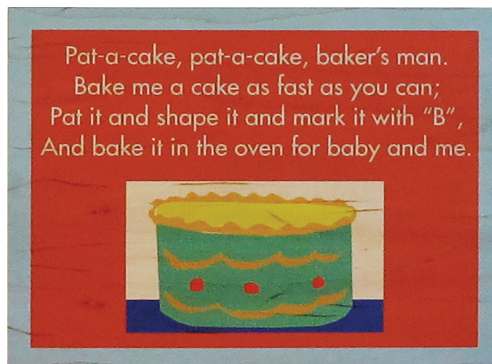
ARCHITECTURAL PLAY AREA - STRUCTURE 2



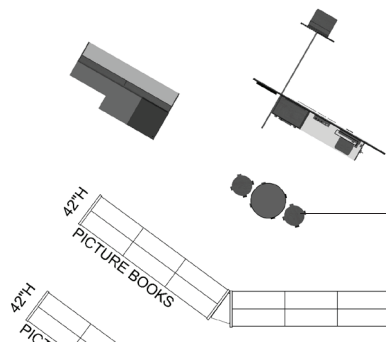
The Kitchen. In one of the intersecting planes is a Kitchen with sink and stove, spoon racks and book shelf. Scope would include spoons, measuring cups, bowls, pans, food, pot holder, apron and other out-sourced items.



ARCHITECTURAL PLAY AREA - STRUCTURE 2



Kitchen Wall suggestions. Select one.



20" DIA small Plover table for meal gathering and conversation. Maybe add 2 stools here for light-weight seating integration.





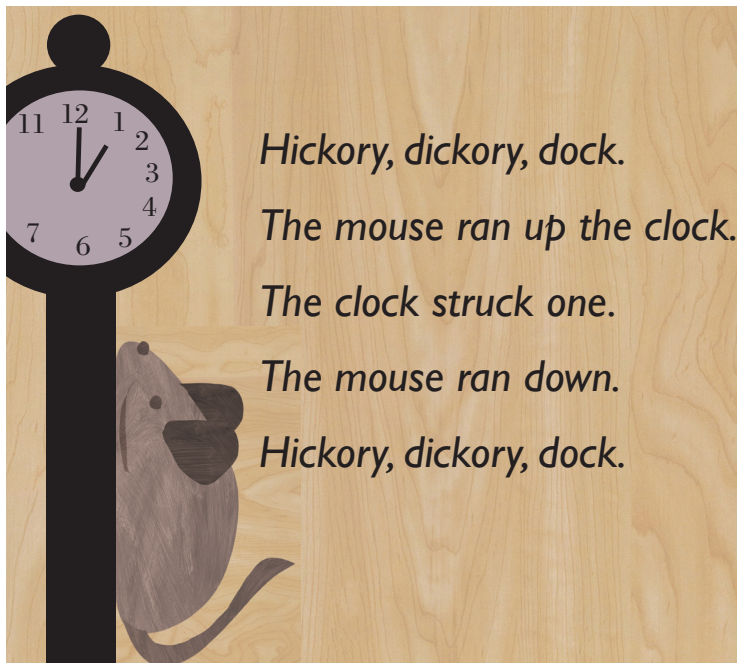
ARCHITECTURAL PLAY AREA - STRUCTURE 2



Downtown Norman Clock with interactive hands.



ARCHITECTURAL PLAY AREA - STRUCTURE 2




Incorporating a nursery rhyme into the early literacy space. Also a Learning Panel that asks questions pertaining to time and the concept of day and night. One way to offer hands on clock interactive to ask what time is breakfast prompt for example.





ARCHITECTURAL PLAY AREA - STRUCTURE 2

Additional
magnetic
measuring stick
for children's
height




No Tablet
Desk

Magnetic Whiteboard and Learning Desk.



ARCHITECTURAL PLAY AREA - STRUCTURE 2



MAGNETIC BLOCKS to create a sandcastle or a house or made from the imagination. The magnetic panel offers changeability, creative problems solving or building a story.

Can you
build the



Train



Car



Sailboat?

MAGNETIC PUZZLE

The magnetic sign at left offers the KEY to make the puzzle blocks at right by identifying shapes and the placement of the shape.



for the smaller children

PICTURE BOOKS

D1

42"H

PICTURE BOOKS

42"H

PICTURE BOOKS

42"H

PICTURE BOOKS


ROSE ROCK FORMATIONS

CHILDREN'S

150



ROSE ROCK FORMATIONS




Baby and Small Children Area - Low, round rock formations that offer a sensory quality. Custom pink hue to capture the rose rock coloration. On these panels could incorporate PLAY sensory textures. These formations would be perfect to engage a baby. Because structure height, 3 plover wood stools is recommended for parent or caregiver to sit comfortably with child.





ROSE ROCK FORMATIONS - LARGE

Additional
Crawl-Thru
opening



1 Learning Desk or Explore the Land Box.
[See following pages for visuals]

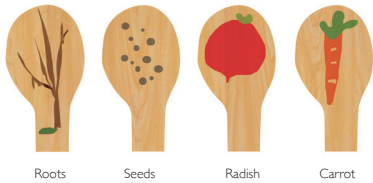
1 Learning Desk or
Explore the Water Box
[See following pages for visuals]

3 Learning panels or 1 Learning Panel with 1 Log and Bunny Panel.
[See following pages for visuals]

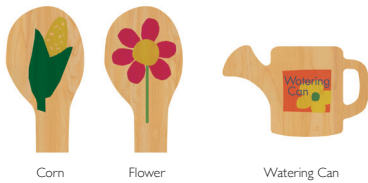


ROSE ROCK FORMATIONS - DISCOVERY BOX

Planting Paddles




Roots Seeds Radish Carrot



Corn Flower Watering Can

Farm Paddles



Barn Cornstalks Cow Tractor



Fence Pony Pig



DISCOVERY BOX - EXPLORE THE LAND - an open ended **PLAY** box for all kinds of subject matter. Pictured Planting Box and visit the Farm. Storage place for paddles and related books. Flexible content.

Other Paddle sets available in future will be bugs, buildings for example.



ROSE ROCK FORMATIONS - DISCOVERY BOX


The Sea Paddles



Barracuda



Dolphin



Porcupine Fish



Shark



Giant Squid



DISCOVERY BOX - EXPLORE THE WATER - an open ended **PLAY** box for all kinds of subject matter. Pictured are creatures that live in the sea. Storage place for paddles and related books. Flexible content.


Other Paddle sets available in future will be boats, lake/river fish for example.



ROSE ROCK FORMATIONS - LEARNING PANEL OPTION A



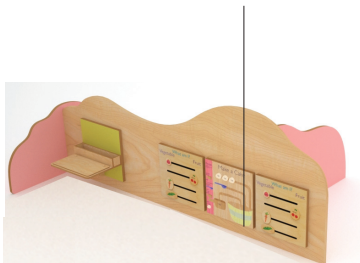
HINGED DOOR STYLE LEARNING PANEL



SENSORY LEARNING PANEL - Mirror sun, Rabbit fur and Rose Rock sand paper texture. Designed to have texture material easily replaceable.

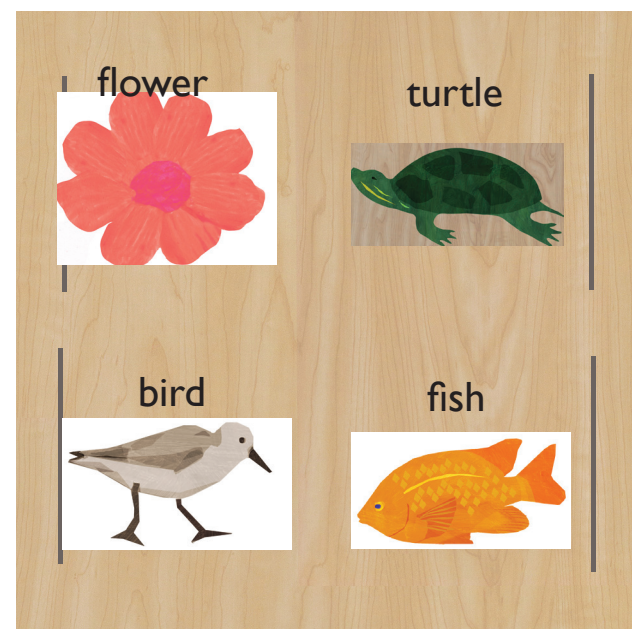


SLIDER STYLE LEARNING PANEL





ROSE ROCK FORMATIONS - LEARNING PANEL OPTIONS



HINGED LEARNING PANEL - MOTOR SKILLS AND CAUSE AND EFFECT - BABIES

Word and phonetics.

Note: white is wood surface. For content representation only.




ROSE ROCK FORMATIONS - LEARNING PANEL OPTION B



SENSORY + HINGED DOOR STYLE LEARNING PANEL - Mirror sun, Rabbit fur and Rose Rock sand paper texture. Hinged log doors for element of surprise. Designed to have texture material easily replaceable.



**ROSE ROCK FORMATIONS - LEARNING PANEL SEA-
EXAMPLE OF HOW PANEL CAN GET REPLACED ONLY**



HINGED LEARNING PANEL - MOTOR SKILLS AND CAUSE AND EFFECT - BABIES


Note: white is wood surface. For content representation only.



ROSE ROCK FORMATIONS




ROUGH COMP- OKLAHOMA CUSTOM SLIDER LEARNING PANEL -
Invite children to drive home and talk about what they see along the way.
Discuss the animals on the prairie or in the pond and flying in the sky.





ROSE ROCK FORMATIONS - SMALL ROCKS



LEARNING PANEL - easy to swap out. Flexible.




ROSE ROCK FORMATIONS - SMALL ROCKS - LEARNING PANELS SUGGESTIONS





ROSE ROCK FORMATIONS - SMALL



PETITE HINGED DOOR LEARNING PANEL OR
BUTTERFLY APPLIQUÉ FOR TACTILE SENSORY ELEMENT



ROSE ROCK FORMATIONS - SMALL ROCKS - Petite hinged panels and appliqués.




Baa, baa, black sheep,
Have you any wool?
Yes, sir, yes, sir,
Three bags full;
One for the master,
And one for the dame,
And one for the little boy
Who lives down the lane

vrooom!



TRAIN TABLE BY WINDOW

Integrated CNC cut
Thomas The Train
track



TRAIN TABLE CONCEPT WITH INTEGRATED BOOK DISPLAY. **PLEASE CONFIRM INTEGRATED CNC CUT TRACKS OR WOOD TRACKS THAT A CHILD BUILDS.** SOFT MATERIAL INSIDE COAL DROP TO DAMPEN SOUND.
OVER-ALL DIMENSION: 60.5" L X 27" WIDE X 30.75" OH AND TRAIN WORKSURFACE 24" X 36" X 19" H.



PROJECT BUDGET

Design, engineering and fabrication of the following areas:

1. Architectural Play Area - Structures 1 & 2
2. Rose Rock Formation Area

Price also includes early literacy Learning Panels (standard and custom), Appliques, Discovery Boxes, magnetic blocks represented in proposal and purchased. Also includes curated out-sourced items for Kitchen, Duplo/Lego materials, magnetic letters and Thomas The Train items.

Net Pricing: \$139, 750.
Includes freight and installation

Thank you!



TMC Furniture Inc.

119 East Ann Street

Ann Arbor, Michigan 48104

Telephone 734-622-0080

Website www.tmc furniture.com

©2019TMC Furniture Inc. All rights reserved