



St. Joseph CATHOLIC CHURCH
IGLESIA CATÓLICA DE *San José*

Go Make Disciples | Wagan y Hagan Discipulos!

Exhibit B

Saint Joseph Catholic Church Wayfinding Sign Package

Saint Joseph Catholic Church Wayfinding Sign Summary

Sign No.	Current Zoning	Proposed Sign Size (SF)	Maximum Allowable Sign Size for Current Zoning (SF)	Location
1	R-3	8.25	10	Two signs (Southern Parking Lot)
2	R-3	8.25	10	Between Old and new parking lot
3	C-2	12.5	Varies	Ground or Wall mounted between Catholic Charities and Rother House
4	R-3	8.25	10	South of new parking lot
5	R-3	14.8	10	North of new parking lot
6	C-2	18.8	Varies	South of old parking lot
7	C-2	Existing	Varies	Porter Avenue signs in front of church building (two signs)
8	R-3	215	10	Wall mounted letters over the gymnasium entrance
9	R-3	2.63 (Address) 4.92 (Office)	10	Wall mounted letters on beam at entrance to Chapel / Offices
10	C-2	11.66	Varies	Thrift Shop
11	R-3	8.25	10	NW corner of Ponca and Tonhawa
12	R-3	14.8	10	NW corner of Ponca and Acres
13	R-3	2.6	10	Entrance to Chapel



1



2 1/2" letter height

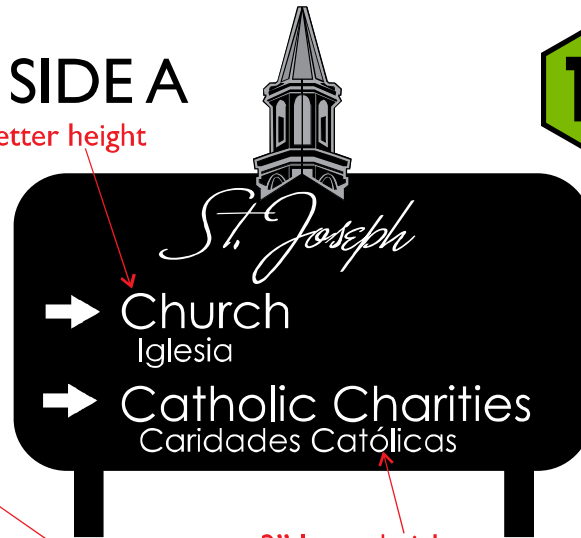
3" letter height

4 1/2" letter height

SIDE A

12

SIDE B



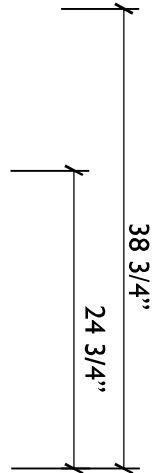
2" letter height



2



2 1/2" 5"



4

3 1/2" letter height



2 1/2" letter height



St. Joseph Catholic Church



4'



St. Joseph

Parish Center →
Centro Parroquial

Chapel →
Capilla

Catholic Charities ↑
Caridades Católicas

Church ↑
Iglesia



SIDE A



SIDE B

St. Joseph

← Parish Center
Centro Parroquial

← Chapel
Capilla

→ Parking
Estacionamiento

→ Church
Iglesia

St. Joseph

Parish Center →
Centro Parroquial

Chapel →
Capilla

Parking ←
Estacionamiento

Church ←
Iglesia

58 1/4"

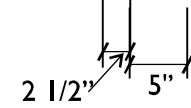
44 3/8"

2" letter height

3" letter height

2 1/2"

5"



2" letter height

3" letter height





(x2)







St. Joseph Church

WO# X

2

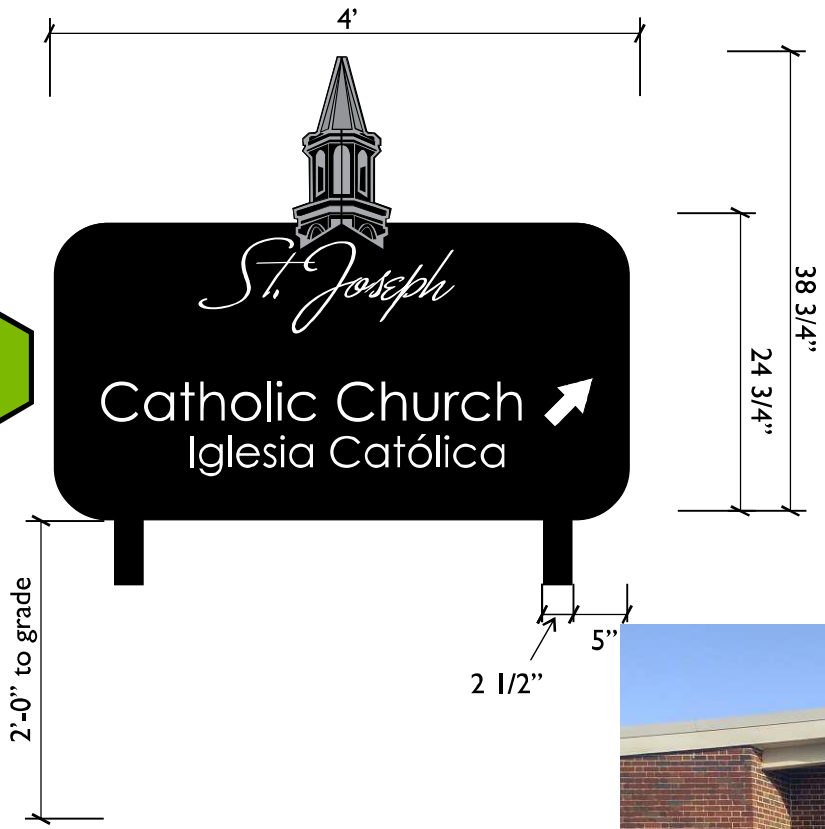


Aluminum sign with Vinyl overlay. SINGLE SIDED.

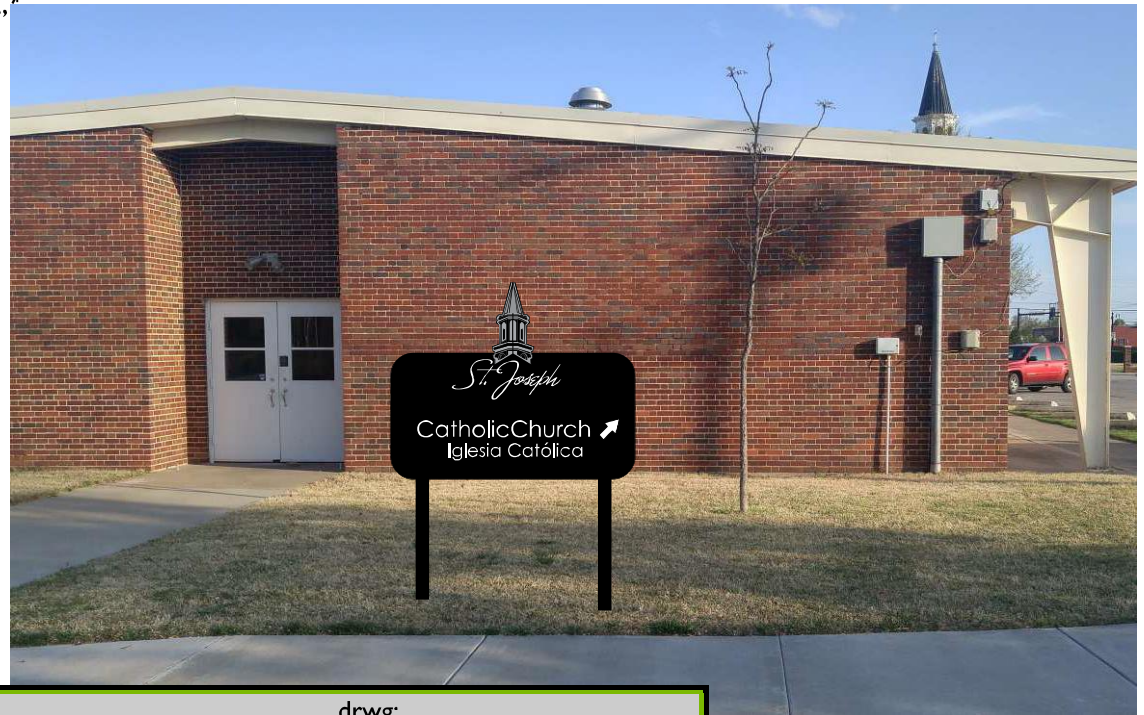




4



Aluminum sign with Vinyl overlay. SINGLE SIDED.





5



St. Joseph

- ← Parish Center
Centro Parroquial
- ← Chapel
Capilla
- Parking
Estacionamiento
- Church
Iglesia

SIDE A



St. Joseph

- Parish Center →
Centro Parroquial
- Chapel →
Capilla
- Parking ←
Estacionamiento
- Church ←
Iglesia

SIDE B





SIDE A



St. Joseph

- ← Parish Center
Centro Parroquial
- ← Chapel
Capilla
- ← Parking
Estacionamiento
- Church
Iglesia
- ↑ Catholic Charities
Caridades Católicas

SIDE B



St. Joseph

- Parish Center →
Centro Parroquial
- Chapel →
Capilla
- Parking →
Estacionamiento
- Church ←
Iglesia





Use map for location



Option 1

Routed aluminum

Remove existing letter sets

- Black background
- Routed aluminum backed in white acrylic
- internally illuminated with LED. Electric hook up BY OTHERS.
- 1/2" spacers needed for installation.
- 3 1/2" deep cabinet.

10'-4 5/8"

3'-5"





Use map for location



Option I

Routed aluminum

Remove existing letter sets

- Black background
- Routed aluminum backed in white acrylic
- internally illuminated with LED. Electric hook up BY OTHERS.
- 1/2" spacers needed for installation.
- 3 1/2" deep cabinet.






14

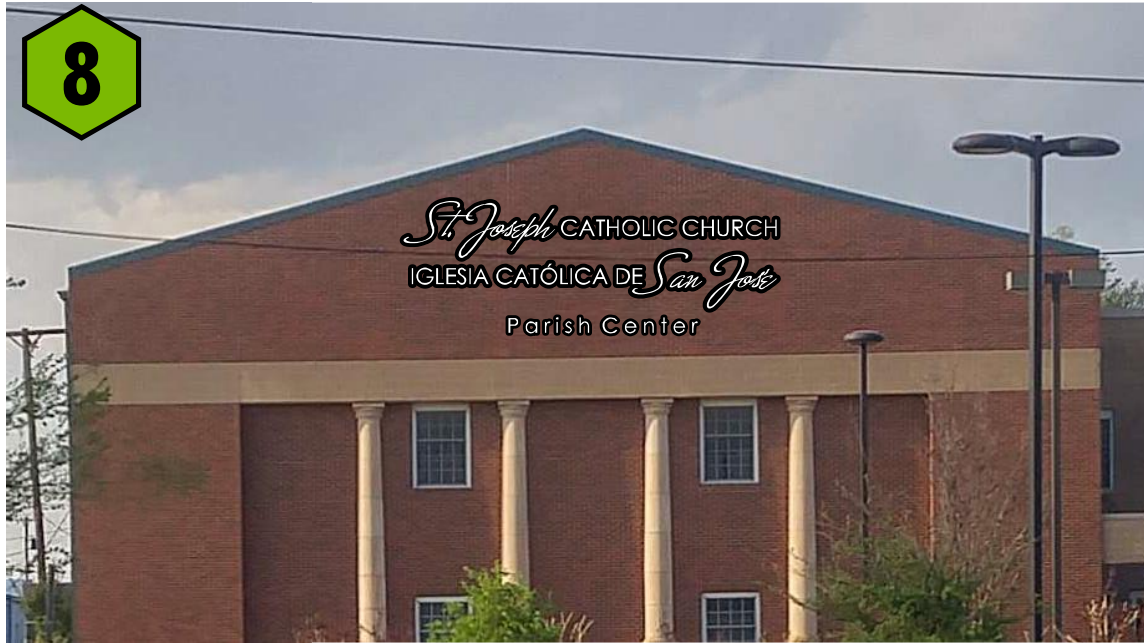


Flat cut out letters with white vinyl overlay. Flush mounted.



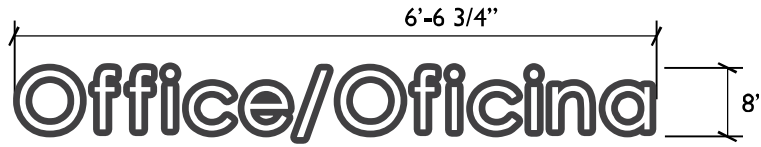


8

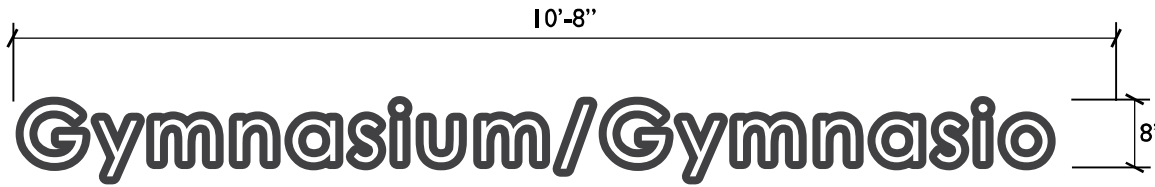




9

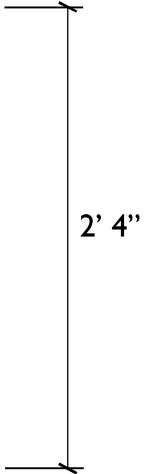
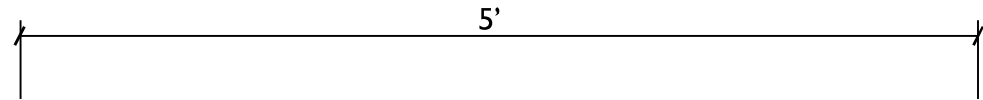


10





*Pan Sign to replace the existing sign.






SIDE A



SIDE B





*Note, single sided sign, angled slightly toward the street.

