





[illegible]

LEAF

NAFA

### LEGEND

	HEAVY DUTY CONCRETE PAVING
	LIGHT DUTY CONCRETE PAVING
	SIDEWALK PAVING
	ASPHALT PAVING

65%  
THIS DOCUMENT IS  
PRELIMINARY IN  
NATURE  
AND IS NOT A FINAL  
SIGNED AND SEALED  
DOCUMENT

**NORTH POINT ADDITION**  
A Part of NW 1/4 and SW 1/4 of  
Section 35, T-10-N, R-W-3, IM  
Norman, Oklahoma

Date: 05.06.15  
Submission: 85% Sel  
Designed By: N. Fatima  
Review By: R. Najmi  
Job No.: 14-00112

**NOTES:**

1. ALL UNDERGROUND UTILITIES SHOWN WERE LOCATED FROM INFORMATION OBTAINED FROM THE SURVEYOR. NO EXCAVATION WAS PERFORMED TO DETERMINE THE SIZE OR LOCATION. NOT NECESSARILY ALL UNDERGROUND UTILITIES ARE SHOWN AND THOSE SHOWN ARE IN APPROXIMATE LOCATION ONLY. IT SHALL BE THE RESPONSIBILITY OF THE CONTRACTOR TO VERIFY ALL UNDERGROUND UTILITIES AND THE LOCATION THEREOF PRIOR TO BEGINNING CONSTRUCTION. NO RESPONSIBILITY IS HEREBY EXTENDED FOR LOCATION OF UNDERGROUND UTILITIES.

Drawing Title:  
**SITE PLAN**

Sheet No.  
C-102

ALL WORK SHALL BE DONE IN ACCORDANCE WITH THE CITY OF  
NORMAN ENGINEERING DESIGN CRITERIA STANDARD SPECIFICATIONS.

