

Proposed 2021-2026 Street Maintenance Bond Program

City Council Meeting

January 26, 2021

Presented by:

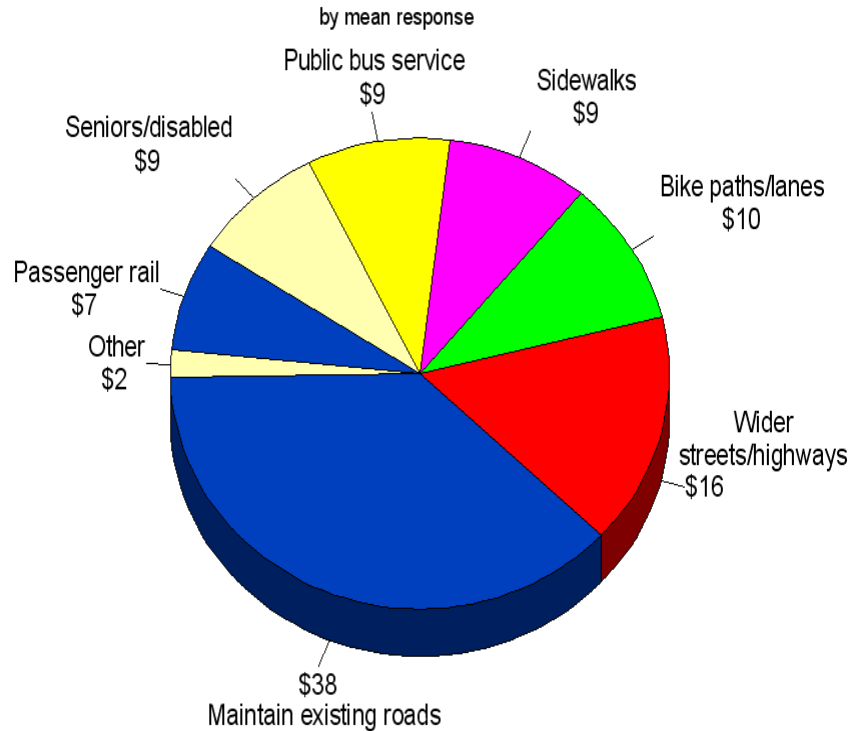
Shawn O'Leary, Director of Public Works

Tony Mensah, Street Superintendent



Street Maintenance Bond Program Background

Q12. How should the City of Norman divide its' transportation dollars to most benefit the community?



Source: ETC Institute 2011

	Bond Amount	Voter Approval
2005-2009 Program	\$10,950,000	53.6%
2010-2015 Program	\$19,000,000	64.7%
2016-2021 Program	\$25,000,000	67%
2021-2026 Program	27,000,000	

- No tax increase proposed

Street Maintenance Bond Program

Key Elements:

- Neighborhood Streets in all eight Wards
- Balanced Program (800 miles of existing City of Norman streets)
 - Urban Asphalt
 - Rural Asphalt
 - Urban Concrete
 - Urban Reconstruction
 - Preventative Maintenance (New)
- Specific Listing of Street
- Documented Results
- Partnership with Cleveland County



Urban Asphalt



Pressure Pave



Urban Concrete



Urban Reconstruction



Rural Asphalt


Comparison of Previous Years Street Maintenance Bond Programs



	2005-2010 Lane Miles	2005-2010 Actual Cost	2010-2015 Lane Miles	2010-2015 Actual Cost	2016-2021 Lane Miles	2016-2021 Actual Cost
Urban Asphalt Streets	65.00	\$5,324,205	43.00	\$8,250,000	49.08	\$8,000,000
Urban Concrete Streets	18.10	\$4,825,795	56.00	\$4,500,000	46.50	\$9,000,000
Rural Roads	8.00	\$800	80.00	\$2,250,000	29.00	\$3,000,000
Urban Reconstruction	N/A	N/A	4.06	\$4,000,000	2.56	\$5,000,000
Totals	91.10	\$10,950,000	183.06	\$19,000,000	127.14	\$25,000,000

Proposed 2021-2026 Bond Program




- \$27,000,000, no new tax, to be used as follows:
 - Roadway Reconstruction - \$4,200,000
 - Preventative Maintenance - \$2,000,000
 - \$20,800,000 for Rehabilitation/Maintenance:
 - 25% Asphalt Rehabilitation/Maintenance
 - 59% Concrete Rehabilitation/Maintenance
 - 15% Rural Road Rehabilitation/Maintenance
 - Bicycle Safety Features (i.e. grates and drainage structures) modifications where applicable
 - Perform necessary drainage improvements, i.e. minor storm water sewer extensions, valley gutters, rural roadside drainage tin horns
- 

Proposed 2021-2026 Street Maintenance Bond Program

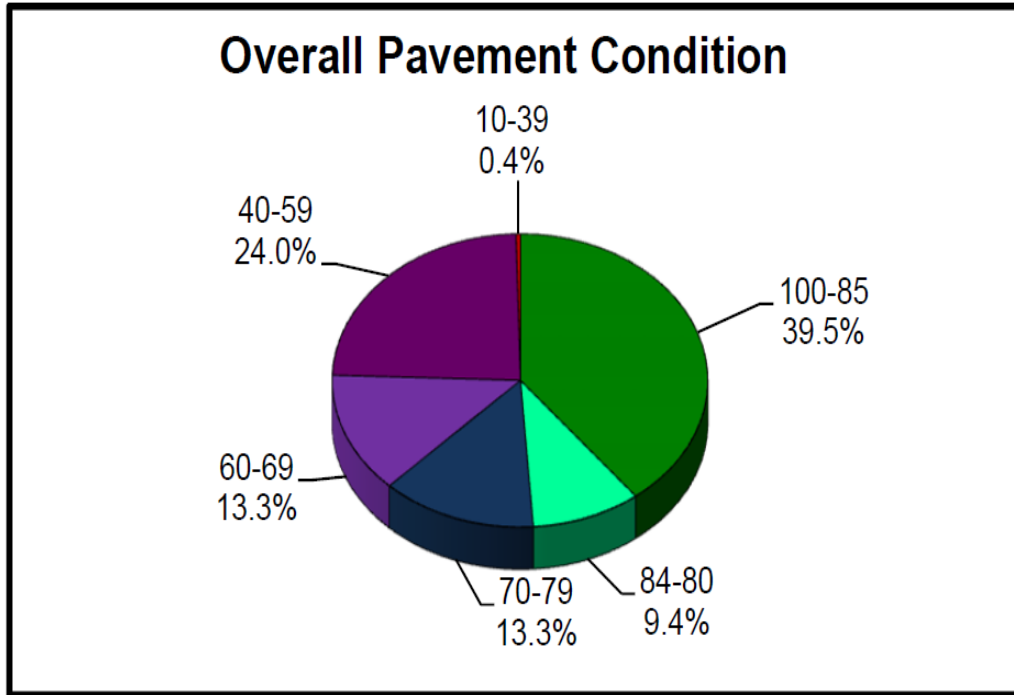
	2005-2010 Lane Miles	2005-2010 Actual Cost	2010-2015 Lane Miles	2010-2015 Actual Cost	2016-2021 Lane Miles	2016-2021 Actual Cost	2021-2026 Lane Miles	2021-2026 Actual Cost
Urban Asphalt Streets	65.00	\$5,324,205	43.00	\$8,250,000	49.08	\$8,000,000	18.32	\$5,300,000
Urban Concrete Streets	18.10	\$4,825,795	80.00	\$4,500,000	46.50	\$9,000,000	62.83	\$12,300,000
Rural Roads	8.00	\$800	56.00	\$2,250,000	29.00	\$3,000,000	24.07	\$3,200,000
Urban Reconstruction	N/A	N/A	4.06	\$4,000,000	2.56	\$5,000,000	3.10	\$4,200,000
Preventative Maintenance (New)	N/A	N/A	N/A	N/A	N/A	N/A	50.30	\$2,000,000
Totals	91.10	\$10,950,000	183.06	\$19,000,000	127.14	25,000,000	151.89	\$27,000,000

Pavement Selection Criteria



- IMS Pavement Management Program
 - Strategies selected
 - Cost of strategies determined
 - Effect of strategies applied
 - i.e. Concrete slab replacement selected
 - Cost vs. benefit calculated
 - City staff visual inspections
 - Other infrastructure improvements
 - Budget Constraints
 - Streets with Pavement Condition Index (PCI) of 65 or less are considered for one of the rehab strategies and PCI greater than 65 are considered for preventative maintenance
- 

Pavement Condition Index



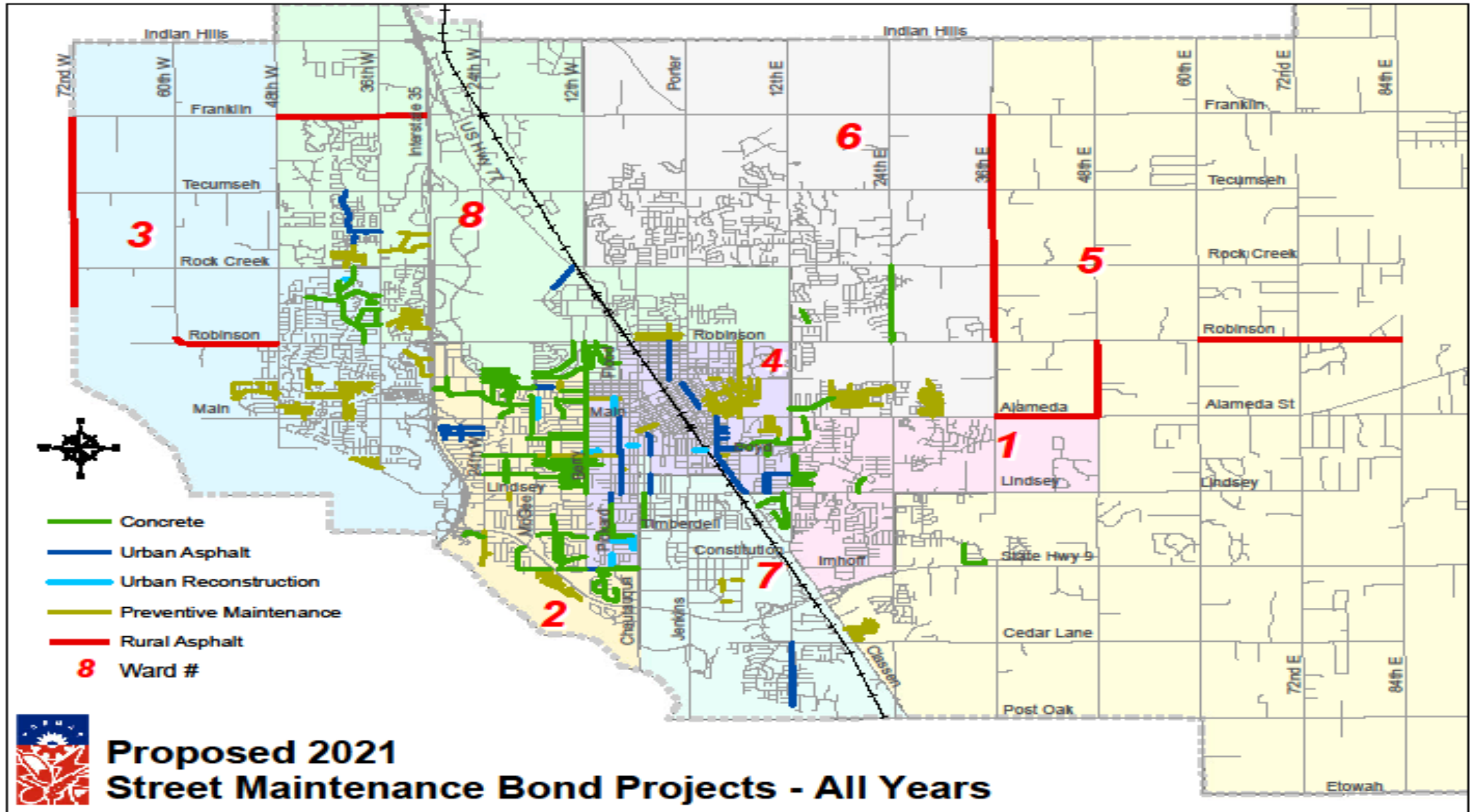
- 85-100 Excellent
- 80-84 Very Good
- 70-79 Good
- 60-69 Fair
- 40-59 Poor
- 10-39 Very Poor

The average PCI for the City is 75

PCN Level	Relative Remaining Life
85 and above	12 to 15 Years
80 – 84	10 to 12 Years
70 – 79	8 to 10 Years
60 – 69	6 to 8 Years
40 – 59	3 to 6 Years
10 – 39	Less than 3 Years



2021-2026 Street Maintenance Bond Program



2021-2026 Street Maintenance Bond Program

2021 Street Maintenance Bond Program	
Urban Concrete Streets	
STREET NAME	FROM/TO
Triad Village Dr	12th Ave NE/S.300 Blk (pvmnt chng)
Triad Village Dr	Alameda St/(pvmnt chng)
Walnut Rd	Imhoff Rd/S. Cul-de-Sac
Robinhood Ln	Walnut Rd/Cul-de-Sac
Merrymen Grn	Walnut Rd/Walnut Rd
Imhoff Rd	Chautauqua Ave/Walnut Rd
Imhoff Rd	Berry Rd/Hwy #9
Imhoff Rd	Hwy #9/Marigold Tr
McGee Rd	Hwy #9/Marigold Tr
Rosedale Dr	Boyd St/Camden Way
Van Buren St	24th Ave SW/Fillmore Ave
Berry Rd	Lindsey St/Main St
Barkley Ave	Boyd St/Mockingbird Ln
Valley Hollow	Wood Valley Rd/Wood Valley Rd
Regent St	Denison Dr/Berry Rd
Denison Dr	Berry Rd/Sherry Ave
Brandywine Ln	Lindsey St/Beaumont Dr
Louisiana St	12th Ave SE/Biloxi Dr
Magnolia St	Berry Rd/Cul-de-Sac
Cypress Ave	Greenbriar Dr/Magnolia St
Hollywood Ave	Holly Cir/Vine St
Greenbriar Dr	Berry Rd/Smoking Oak Rd
Lindale Ave	Wylie Rd/Andover Dr
Oakwood Dr	Wylie Rd/McGee Dr
Avondale Dr	Wylie Rd/McGee Dr
Avondale Dr	Berry Rd/Wylie Rd
Brooks St	Berry Rd/Wylie Rd
Brooks St	McGee Dr/24th Avs SW
Caddell Ln	Berry Rd/McGee Rd
Brookhaven Blvd	Robinson St/Hidden Hill Rd

2021-2026 Street Maintenance Bond Program

2021 Street Maintenance Bond Program	
Urban Asphalt Streets	
STREET NAME	FROM/TO
Iowa St	N. Sherry Av/1512 Iowa St
Classen Blvd	Alameda St/Enid St
Classen Blvd	Lindsey St./S 1700 Blk
Flood Ave	Main St/Symmes St
Flood Ave	Symmes St/Boyd St
Pickard Ave	Elmwood Dr/Lindsey St
Bishops Ct	Astor Dr/Cul-de-Sac
Flood Ave	Lindsey St/Boyd St
Ferrill St	Ponca Ave/Classen Blvd
Duffy St	Ponca Ave/Classen Blvd
Crawford Ave	Daws St/Eufaula St
Elm Ave	Lindsey St/Brooks St
12th Ave SE	Cedar Ln/South End
Westside Dr	Brentwood Dr/Butler Dr
Normandy Park Dr	Westside Dr/Butler Dr
Osborne Dr	24th Ave SE/Westside Dr
Peters Ave	Acres St/Frank St
Elm Ave	Boyd St/Symmes St
Virginia St	Lindsey St/Brooks St
Brooks St	Barkley St/12th Ave SE
Butler Dr	24th Ave SE/Westside Dr
26th Ave SW	26th Dr/Brentwood Dr
Imhoff Rd	Walnut Rd/Berry Rd
Peters Ave	Frank St/Robinson St
Barkley St	Lindsey St/Brooks St
Keith St	Ponca Ave/Classen Blvd
Macy St	Oklahoma Ave/Classen Blvd
Astor Dr	Tecumseh Rd/Crail Dr
Crail Dr	36th Ave NW/Astor Dr
Goddard Ave	Flood Ave/2113 Goddard

2021-2026 Street Maintenance Bond Program

2021 Street Maintenance Bond Program	
Rural Road Improvement	
STREET NAME	FROM/TO
Franklin Rd	I-35/48th Ave NW
Alameda St	36th Ave E/48th Ave E
36th Ave NE	Rock Creek Rd/Robinson St
36th Ave NE	Franklin Rd/Tecumseh Rd
36th Ave NE	Tecumseh Rd/Rock Creek Rd
72nd Ave NW	Franklin Rd/Tecumseh Rd
72nd Ave NW	Tecumseh Rd/Rock Creek Rd
72nd AveNW	Rock Creek Rd/S. End
48th Ave NE	Robinson St/Alameda St
Robinson St	48th Ave NW/60th Ave NW
Robinson St	72nd Ave NE/84th Ave NE
Robinson St	60th Ave NE/72nd Ave NE

2021-2026 Street Maintenance Bond Program


2021-2026 Street Maintenance Bond Program	
Reconstruct	
STREET NAME	FROM/TO
McCullough St	Monnett Ave/Front St
Grover Ln	Berry Rd/Hall Ave
Juniper Ln	Chautauqua Ave/Lahoma Ave
Fairfield Dr	McCall Dr/Willow Ln
Oakbrook Dr	Pickard Ave/Fairfield Dr
Pickard Ave	Imhoff Rd/2710 S Pickard Ave (Lakewood Dr)
North Base Ave	Main St/Kansas St
Sherry Ave	Main St/Holiday St
Danfield Ln	Danfield Dr/Brookhaven Blvd

2021-2026 Street Maintenance Bond Program

2021-2026 Street Maintenance Bond Program	
Preventative Maintenance	
STREET NAME	FROM/TO
Bart Conner Dr	36th Ave. NW/Interstate Dr
Broce Dr	Bart Conner Dr/Interstate Dr
Broce Ct	Broce Dr/End
Creekwood Ct	East End/West End
Cove Hollow Ct.	East End/West End
Woodsboro Dr	Crossroads Blvd/Quail Hollow Dr
Woodsborrow Ct	Crossroads Blvd/East End
Greenwood Ct	Pheasant Run Rd/East End
Pheasant Run Dr	Crossroads Blvd/Interstate Dr
Comanche St	Porter Ave/Cook Ave
Symmes St	Porter Ave/Carter Ave
Apache St	Porter Ave/Carter Ave
Aniol Ave	Comanche St/So 100 Block
Reed Ave	Main St /Symmes St
Linn St	Carter Ave/East 500 Block
Ponca Ave	Main St/Alameda St
Stewart Ave	Main St/Carter Ave
Cockrel Ave	Main St/Eufaula St
Carter Ave	Main St/Alameda St
Red Oaks Dr	Piney Oak/Quail Dr
Piney Oak Dr	Quail Dr/Red Oaks Dr
Evergreen Cr	North End/South End
Kensington Rd	Northwich Dr/Willow Branch Rd
Willowbranch Rd	Main St/Kensington Rd
Quail Rdge Rd	Quail Dr/Parkside Rd
Bluestem Cr	Quail Ridge Rd/West End
Northwich Dr	Lamp Post/Kensington Rd.
David Ct	23rd Ave NE/East 2300 Block
Jackson Dr	24th Ave NE/Crest Dr

Bond Proposition Timeline



- Council Finance Committee – August 26, 2020
 - Council 1st Reading – January 12, 2021
 - Council 2nd Reading – January 26, 2021
 - 60-Day Notice to Election Board – January 27, 2021
 - Media/Public Information on Bond Referendum – Feb/Mar 2021
 - Vote of Norman Citizens – Tuesday, April 6, 2021
- 



Questions?

Thank you

