


City of Norman



Monthly Departmental Report **March 2015**

MONTHLY PROGRESS

TABLE OF CONTENTS
MONTHLY PROGRESS REPORTS

City Clerk	1
Facility Maintenance	1A
City Manager	2
CIP Financial Status	2A
Community Relations	2B
Development Coordinator	2C
Finance	3
Accounting	3A
City Revenue Reports	3B
Data Processing	3C
Utility	3D
Fire	4
Human Resources	5
Information Technology	6
Legal	7
Municipal Court	8
Parks	9
Westwood/Norman Municipal Authority	9A
Planning and community Development	10
Comprehensive Planning	10A
Development	10B
Revitalization	10C
Police	11
Animal Control	11A
Public Works	12
Utilities	13

CITY CLERK 1

**CITY CLERK
MONTHLY PROGRESS REPORT
MARCH 2015**

CITY COUNCIL

The election date for City Council Ward 5 will be held April 7, 2015. There will be no runoff election because there are only two candidates as follows:

WARD FIVE	Lynne Miller Bobby Stevens
------------------	-------------------------------

Councilmember Greg Heiple, Ward One; Councilmember Robert Castleberry, Ward Three, and Councilmember Stephen Tyler Holman, Ward Seven, drew no opponents and will be sworn in on July 7, 2015.

CITY CLERK

ACTION CENTER					
DEPARTMENT	NUMBER OF CALLS	FYE YTD	DEPARTMENT	NUMBER OF CALLS	FYE YTD
Animal Control	8	72	Municipal Court	1	18
Building Permits	9	83	Noise	2	20
CDBG	0	13	Parks and Recreation	14	89
City Clerk	10	*345	Planning	1	58
City Manager/Mayor	0	8	Police	13	133
Code Enforcement	39	386	Sanitation	19	194
Data Processing	5	27	Sidewalks	3	20
Engineering/Public Works	8	85	Storm Debris	0	1
Finance	10	85	Storm Water	7	34
Fire/Civil Defense	11	42	Streets	15	111
Human Resources	0	6	Street Lights	7	86
Information (General)	15	195	Traffic	15	122
Legal	3	25	Utilities	7	76
Line Maintenance	14	78	WC Questions	2	18
Recycling Questions	3	39	WC Violations	0	8

Total for March	241	Total FYE YTD	2,477
------------------------	------------	----------------------	--------------

WC (Water Conservation)

* Volume due to Citywide Garage Sale

Monthly Progress Report

March 2015

Page 2

LICENSES

25 new licenses were issued during the month of March and 1,556 licenses were renewed. Following is a list of each license type and the number issued for that specific type:

LICENSE TYPE	NUMBER ISSUED	FYE YTD	LICENSE TYPE	NUMBER ISSUED	FYE YTD
Food	355	430	Bee Keeper	1	2
Class I Beer	99	120	Solicitor/Peddler (30 day)	5	9
Class II Beer	108	133	Solicitor/Peddler (60 day)	0	0
Mixed Beverage	47	51	Solicitor/Peddler (one day)	6	20
Mixed Beverage/Caterer	25	30	Coin-Operated Devices	561	606
Brewer or Distiller	1	2	Game Machines	282	371
Wine & Beer/Winemaker	12	12	Taxi/Motorbus/Limousine	14	23
Temporary Food (30 day)	1	8	Impoundment Yard	3	3
Temp Food (180 day)	6	9	Salvage Yard	0	1
Temp Food (one day)	3	22	Transient Amusement	0	0
Kennel	20	23	Special Event	0	8
Pawnbrokers	5	6	Sidewalk Dining	9	11
Retail Liquor Store	18	19			

New Establishments/Licenses

NAME	ADDRESS	LICENSE TYPE(S)
Land Run Grill and Wine Bar	1400 12th Avenue S.E. #348	Food Service, Class I Beer, and Mixed Beverage
Walmart #7308 Fuel Station	2551 Classen Boulevard	Food Service

New Establishments/New Owner

NAME	ADDRESS	LICENSE TYPE(S)
Daylight Donuts	1050 North Flood	Food Service
Kim's Donut House	865 12th Avenue N.E.	Food Service
Red Horse Grill	2205 West Main	Food Service
Sushi Master	1204 North Interstate Drive	Food Service and Class I Beer

- 1 One Day Mobile Temporary Food Service License was issued to The Healthy Hippo for March 13, 2015, for the Second Friday Art Walk event
- 1 One Day Mobile Temporary Food Service License was issued to Rolling Fresh for March 13, 2015, for the Second Friday Art Walk event
- 1 One Day Mobile Temporary Food Service License was issued to Saucee Sicilian for March 13, 2015, for the Second Friday Art Walk event
- 1 30 Day Mobile Temporary Food Service License was issued to Galley Soulfood & More
- 1 180 Day Mobile Temporary Food Service License was issued to Epic Pops for March 10 through September 10, 2015
- 1 180 Day Temporary Food Service License was issued to Eskimo Sno for March 19 through September 14, 2015, at 1724 West Lindsey

Monthly Progress Report

March 2015

Page 3

LICENSES, continued:

- 1 180 Day Temporary Food Service License was issued to Eskimo Sno for March 26 through September 22, 2015, at 1100 East Constitution
- 1 180 Day Mobile Temporary Food Service License was issued to Gypsy Juice for March 13 through September 8, 2015
- 1 180 Day Mobile Temporary Food Service License was issued to The Loaded Bowl for March 13 through September 8, 2015
- 1 180 Day Mobile Temporary Food Service License was issued to Taqueria San Tadeo for March 30 through September 24, 2015
- 5 One Day Solicitor Peddler Licenses were issued to Terracon, Inc., for March 27; March 28; March 29; March 30; and March 31, 2015, located at 506 North Porter
- 1 One Day Solicitor Peddler Licenses were issued to Yourtel Wireless, Inc., for March 13, 2015, located at 2525 West Lindsey

CLAIMS FILED

DATE FILED	NAME	JUSTIFICATION	AMOUNT
03-06-15	William and Shelly Hickman	Reimbursement of plumbing expenses and harm to reputation – claimants allege their private service line located at 517 Macy Street was damaged from heavy equipment being used in Eastwood Park and had to be replaced on March 6, 2014. The service line runs under Bishop Creek and ends at the main line in the park. Claimants also allege that negligent supervision of City employees and communications to third parties caused family embarrassment and harm to their reputations.	\$ 21,600.00
03-11-15	Opal L. Pierce	Damages to vehicle – claimant alleges a police officer backed out of a parking space at 1526 East Lindsey on February 15, 2015, striking her vehicle.	\$ 1,269.52
03-16-15	Outside Plant Damage Recovery on behalf of Cox Communications	Damages to underground cable - claimant alleges that on March 10, 2015, City crews were repairing a waterline at 2728 Cimarron when they damaged an underground cable.	\$ 5,166.88
03-17-15	Nedalie Davison	Damages to landscape curbing – claimant alleges City crews repairing a sewer line at 4116 Night hawk Drive in August or September 2014, drove over her backyard landscape curbing with their equipment.	\$ 767.50

CLAIMS PAID

NAME	JUSTIFICATION	DATE PAID	AMOUNT PAID
Donald H. Roberts, D.D.S.	Damages to his brick dumpster enclosure when struck by a sanitation vehicle while emptying the dumpster on October 3, 2014, at 1001 24th Avenue N.W.	02-24-15	\$ 2,247.00

LAWSUITS FILED

DATE FILED	NAME	JUSTIFICATION	AMOUNT
03-02-15	American Federation of State, County, and Municipal Employees (AFSCME), Local 2875, William Fox, and Robert Green	Enforcement of Arbitration Award – claimants states an arbitrator issued an award on November 24, 2014, in the termination case of William Fox and Robert Green.	Undetermined
03-13-15	Kevin Easley, individually, and as representative of a class of persons similarly situated	Permanent injunctive relief, declaratory relief, attorney fees, and other relief – claimant is requesting the Courts stop the City of Norman from imposing a \$3.00 surcharge on open-end credit or debit card payments for utilities.	\$ 75,000.00 plus legal fees, court costs, and other relief

LAWSUITS PAID

NAME	JUSTIFICATION	DATE PAID	AMOUNT PAID
Robert Riley Perry	Damages for injuries sustained during arrest – claimant alleges the Norman Police Department used excessive force during his arrest after the 2013 Norman Music Festival	03-10-15	\$ 10,000.00

WORKERS COMPENSATION

Name: Harold D. Glover
Settlement Amount: \$21,719.50
Department: Fire Department
Injury: left knee
Date Approved: March 10, 2015

Name: Joseph Smith
Compromised Settlement Amount: \$94,850.00
Department: Fire Department
Injury: cumulative back injuries
Date Approved: March 24, 2015

Name: David Awbrey
Settlement Amount: \$9,690.00
Department: Fire Department
Injury: lungs (pulmonary embolism and deep vein thrombosis)
Date Approved: March 24, 2015

Name: Derrald R. Kizzia
Settlement Amount: \$19,541.50
Department: Park Maintenance
Injury: right knee
Date Approved: March 24, 2015

BUSINESS AND COMMUNITY AFFAIRS COMMITTEE

A Business and Community Affairs Committee meeting was held on March 5, 2015, to discuss an administrative policy for priority building permit review for non-residential permits and update on the informational efforts on the Lindsey Street Widening Project.

COMMUNITY PLANNING AND TRANSPORTATION COMMITTEE

A Community Planning and Transportation Committee meeting was held on March 26, 2015, regarding the CART Ridership Report for the month of January 2015, a presentation of final design of the CART bus wrap promoting bicycle safety as recommended by the Bicycle Advisory Committee, and a presentation from the Association of Central Oklahoma Governments for an update on the Regional Transit Dialogue as it relates to future commuter rail in Central Oklahoma and possible next steps.

CONFERENCES

A City Council Conference was held on March 10, 2015, regarding a Citizens' Quality of Life Initiative entitled, "Norman Forward."

A City Council Conference was held on March 24, 2015, regarding a presentation from RCC Consultants, Inc., of Phase 1 of the Emergency Communication System assessment, alternatives analysis, and recommendations.

FINANCE COMMITTEE

A Finance Committee meeting was held on March 12, 2015, to discuss a proposed renovation project for the Lt. Royce O. Weddle Norman Police Firing Range and Training Facility, submission of revenue/expenditure reports for February 2015, and the report on open positions.

SPECIAL SESSION

A City Council Special Session was held on March 3, 2015, to discuss Highway 9 Improvement Project more specifically access points to the Bellatona Addition just east of 36th Avenue S.E. and utility relocation projects in connection with the Lindsey Street Widening Project between Interstate 35 and Berry Road.

STUDY SESSION

A City Council Study Session was held on March 17, 2015, regarding an update on the University North Park Tax Increment Finance District.

A City Council Study Session was held on March 31, 2015, regarding a presentation by Dan Schemm, Executive Director of the Norman Convention and Visitors Bureau, of the Phase One Feasibility Analysis for a potential Convention/Expo Center development in Norman and the Traffic Impact Analysis for the University North Park Tax Increment Finance District prepared by Garver Engineers.

Work Order by Facility Serviced

March, 2015

<i>AcctCodes:</i>	<i>Facility</i>	<i>Employee</i>	<i>Hours</i>	
010-2080				
2080.1 LIBRARY				
3/20/2015 ELECTRICAL	Repaired vents		30	0.5
		Bill Sandison	30	0.5
3/2/2015 PLUMBING	Blockage in toilet in boy's bathroom		60	1
3/4/2015 MISCELLANEOUS	Reattached paper towel dispenser in girl's bathroom		60	1
3/10/2015 PLUMBING	Consulted with Matt Smith regarding remodel on bathroom		300	5
3/11/2015 PLUMBING	Blockage in sink in men's staff bathroom		60	1
3/13/2015 MISCELLANEOUS	Work on a door		60	1
3/23/2015 PLUMBING	Blockage in toilet in men's bathroom		60	1
		Jeff Lewis	600	10
		Facility Subtotal	630	10.5
AcctCode Total			630	10.5

010-3001			
3090.3 MUNICIPAL BLDG - BUILDING C			
3/11/2015 ELECTRICAL	Worked on lights	60	1
3/16/2015 ELECTRICAL	Worked on lights	60	1
3/16/2015 HVAC	Assisted Jerry Wilson with blower for print shop	240	4
3/19/2015 ELECTRICAL	Repaired vents	60	1
3/20/2015 ELECTRICAL	Worked on lights and repaired vents	90	1.5
	Bill Sandison	510	8.5
3/13/2015 PLUMBING	Blockage in toilet in men's bathroom	60	1
	Jeff Lewis	60	1
3/16/2015 HVAC	Serviced A/C unit (number 4)	480	8
3/27/2015 HVAC	Serviced the A/C unit	240	4
	Jerry Wilson	720	12
	Facility Subtotal	1290	21.5
AcctCode Total		1290	21.5

<i>AcctCodes: Facility</i>	<i>Employee</i>	<i>Hours</i>	
010-3090			
3090.1 MUNICIPAL BLDG - BUILDING A			
3/11/2015 ELECTRICAL	Worked on lights and repaired projection screen	60	1
3/13/2015 ELECTRICAL	Installed power to projector screen	180	3
3/18/2015 ELECTRICAL	Worked on lights	60	1
3/19/2015 ELECTRICAL	Repaired vents	60	1
3/20/2015 ELECTRICAL	Repaired vent fan and installed time clock	90	1.5
3/23/2015 ELECTRICAL	Installed time clock	90	1.5
3/24/2015 ELECTRICAL	Worked on lights, switch conversion, installed time clock	150	2.5
	Bill Sandison	690	11.5
3/2/2015 PLUMBING	Installed water line to the drain from the water cooler	60	1
3/2/2015 PLUMBING	Blockage in sink drain in breakroom	60	1
3/2/2015 PLUMBING	Replaced the sink drain in breakroom	60	1
3/3/2015 PLUMBING	Replace the drain under the sink in men's bathroom	120	2
3/4/2015 MISCELLANEOUS	Reattached baseboards	60	1
3/4/2015 PLUMBING	Cleaned out the sewer drain	240	4
3/20/2015 MISCELLANEOUS	Replaced cabinet door hinges	120	2
3/20/2015 PLUMBING	Cleaned out the sewer and ran the camera through it	120	2
3/23/2015 PLUMBING	Blockage in breakroom and men's bathroom drains	120	2
3/27/2015 PLUMBING	Blockage in floor drain under ice machine in break room	60	1
	Jeff Lewis	1020	17
3/3/2015 HVAC	Serviced the air handlers	240	4
3/31/2015 HVAC	Changed the air filters	240	4
	Jerry Wilson	480	8
3/3/2015 PLUMBING	Assisted Jeff Lewis with sinks	120	2
3/11/2015 ELECTRICAL	Worked on lights and repaired projection screen	210	3.5
3/13/2015 ELECTRICAL	Installed power to projector screen	180	3
3/23/2015 ELECTRICAL	Installed time clock for exhaust fan and replaced switch	90	1.5
3/24/2015 ELECTRICAL	Worked on lights (in hallway and outside) and timeclocks	150	2.5
	Larry E. Long	750	12.5
	Facility Subtotal	2940	49
3090.2 MUNICIPAL BLDG - BUILDING B			
3/20/2015 ELECTRICAL	Worked on lights and repaired vents	60	1
	Bill Sandison	60	1
3/2/2015 MISCELLANEOUS	Work on door	60	1
3/9/2015 PLUMBING	Reattached soap dispenser in men's bathroom	60	1
	Jeff Lewis	120	2
3/2/2015 HVAC	Serviced the boiler	240	4
	Jerry Wilson	240	4
3/26/2015 ELECTRICAL	Worked on lights	90	1.5
	Larry E. Long	90	1.5
	Facility Subtotal	510	8.5
2020.4 MUNICIPAL BLDG - CITY HALL			
3/19/2015 ELECTRICAL	Worked on lights	120	2

<i>AcctCodes:</i>	<i>Facility</i>	<i>Employee</i>	<i>Hours</i>	
		Bill Sandison	120	2
3/23/2015 MISCELLANEOUS	Worked on door in Legal Department		60	1
		Jeff Lewis	60	1
3/3/2015 HVAC	Serviced the HVAC system		240	4
3/12/2015 HVAC	Serviced the HVAC system		180	3
3/27/2015 HVAC	Serviced the HVAC system		240	4
		Jerry Wilson	660	11
	Facility Subtotal		840	14
AcctCode Total			4290	71.5
010-5021				
5021.0	LINDSEY STREET YARD ADMIN			
3/30/2015 HVAC	Changed the air filters		240	4
		Jerry Wilson	240	4
	Facility Subtotal		240	4
AcctCode Total			240	4
010-6010				
6010.0	Police Administration			
3/25/2015 PLUMBING	Repaired shower valve in men's bathroom at NIC		60	1
		Jeff Lewis	60	1
3/4/2015 HVAC	Serviced the chillers at NIC		240	4
3/26/2015 HVAC	Changed the air filters for the NIC		240	4
3/31/2015 HVAC	Changed the air filters at NIC		120	2
		Jerry Wilson	600	10
	Facility Subtotal		660	11
AcctCode Total			660	11
010-6016				
6016.2	POLICE RANGE			
3/26/2015 ELECTRICAL	Repaired the electrical power from insect damage		240	4
		Bill Sandison	240	4
3/18/2015 HVAC	Changed the air filters		240	4
		Jerry Wilson	240	4
	Facility Subtotal		480	8
AcctCode Total			480	8

<i>AcctCodes:</i>	<i>Facility</i>	<i>Employee</i>	<i>Hours</i>
010-6070			
6070.0	ANIMAL WELFARE		
3/2/2015 PLUMBING	Relocate dishwasher to new building		3
3/3/2015 PLUMBING	Installed water lines to dishwasher		2
3/12/2015 MISCELLANEOUS	Disassemble dog cages		1
3/31/2015 MISCELLANEOUS	Removed plaque at Animal Control		1
		Jeff Lewis	7
3/3/2015 PLUMBING	Assisted Jeff Lewis with dishwasher		2
		Larry E. Long	2
		Facility Subtotal	9
AcctCode Total			9

<i>AcctCodes: Facility</i>	<i>Employee</i>	<i>Hours</i>	
010-6443			
6443.1 FIRE STATION #1			
3/12/2015 PLUMBING	Blockage in sewer	120	2
	Jeff Lewis	120	2
3/26/2015 HVAC	Changed the air filters	240	4
	Jerry Wilson	240	4
	Facility Subtotal	360	6
6443.2 FIRE STATION #2			
3/5/2015 MISCELLANEOUS	Worked on demolition in mechanical room	360	6
3/6/2015 MISCELLANEOUS	Worked on demolition	180	3
3/6/2015 PLUMBING	Installed new water lines, faucet, tied vents together	240	4
3/9/2015 PLUMBING	Worked on the remodel	240	4
3/10/2015 PLUMBING	Replaced cartridges on kitchen faucet	60	1
	Jeff Lewis	1080	18
3/2/2015 HVAC	Serviced the heater during installation	240	4
3/10/2015 HVAC	Changed the air filters	240	4
	Jerry Wilson	480	8
3/9/2015 PLUMBING	Asisted Jeff Lewis with cutting a sewer pipe loose	240	4
	Larry E. Long	240	4
	Facility Subtotal	1800	30
6443.4 FIRE STATION #4			
3/31/2015 PLUMBING	Repaired kitchen sink faucet	60	1
3/31/2015 PLUMBING	Blockage in shower drain	60	1
	Jeff Lewis	120	2
	Facility Subtotal	120	2
6443.5 FIRE STATION #5, LITTLE AXE			
3/19/2015 ELECTRICAL	Worked on lights	180	3
	Bill Sandison	180	3
	Facility Subtotal	180	3
6443.6 FIRE STATION #6			
3/6/2015 ELECTRICAL	Removed broken exhaust fan motor, ordered new	90	1.5
3/17/2015 ELECTRICAL	Rebuilt vent fan	60	1
3/20/2015 ELECTRICAL	Worked on lights and repaired vent in bathroom	150	2.5
	Bill Sandison	300	5
3/6/2015 PLUMBING	Cleaned out the shower drain	60	1
	Jeff Lewis	60	1
3/6/2015 ELECTRICAL	Removed broken exhaust fan motor, ordered new	90	1.5
	Larry E. Long	90	1.5
	Facility Subtotal	450	7.5
6443.7 FIRE STATION #7			

<i>AcctCodes:</i>	<i>Facility</i>	<i>Employee</i>	<i>Hours</i>	
3/19/2015 PLUMBING	Blockage in kitchen sink		60	1
3/25/2015 PLUMBING	Repaired water leak on water heater		120	2
		Jeff Lewis	180	3
3/20/2015 HVAC	Changed the air filters		240	4
		Jerry Wilson	240	4
		Facility Subtotal	420	7
6443.8	FIRE STATION #8			
3/4/2015 ELECTRICAL	Moving and installing electric power reels		480	8
3/5/2015 ELECTRICAL	Moving and installing electric power reels		300	5
3/6/2015 ELECTRICAL	Moving and installing electric power reels		240	4
3/18/2015 ELECTRICAL	Worked on lights and light system, lift service		90	1.5
		Bill Sandison	1110	18.5
3/13/2015 HVAC	Serviced the A/C unit		240	4
3/17/2015 HVAC	Changed the air filters		240	4
		Jerry Wilson	480	8
3/5/2015 ELECTRICAL	Moving and installing electric power reels		330	5.5
3/6/2015 ELECTRICAL	Moving and installing electric power reels		240	4
		Larry E. Long	570	9.5
		Facility Subtotal	2160	36
6443.9	FIRE STATION #9			
3/23/2015 ELECTRICAL	Checked circuits and installed new lights		240	4
		Bill Sandison	240	4
3/19/2015 HVAC	Changed the air filters		240	4
		Jerry Wilson	240	4
3/23/2015 ELECTRICAL	Checked electrical panels, planned installation of lights		240	4
		Larry E. Long	240	4
		Facility Subtotal	720	12
AcctCode Total			6210	103.5

<i>AcctCodes:</i>	<i>Facility</i>	<i>Employee</i>	<i>Hours</i>	
010-7010				
7010.1 PARK - ANDREWS PARK				
3/12/2015	PLUMBING	Opened bathrooms at Andrews Park	60	1
3/16/2015	PLUMBING	Turned on drinking fountains	90	1.5
		Jeff Lewis	150	2.5
3/30/2015	ELECTRICAL	Worked on lights (bathrooms)	60	1
		Larry E. Long	60	1
		Facility Subtotal	210	3.5
7010.4 PARK - FALLS LAKEVIEW				
3/19/2015	PLUMBING	Opened bathrooms	60	1
		Jeff Lewis	60	1
		Facility Subtotal	60	1
7010.2 PARK - GRIFFIN PARK				
3/10/2015	PLUMBING	Rebuilt flush valves in bathroom at Griffin Park	120	2
3/11/2015	MISCELLANEOUS	Worked on bathroom door	60	1
3/11/2015	PLUMBING	Rebuilt flush valves in bathroom at Griffin Park	120	2
3/13/2015	PLUMBING	Opened bathrooms at Griffin Park N Complex	60	1
3/13/2015	PLUMBING	Opened bathrooms at Griffin Park SE Complex	60	1
3/13/2015	PLUMBING	Opened bathrooms at Griffin Park West Complex	60	1
3/16/2015	PLUMBING	Installed eight meter boxes and turned on drinking fountains	180	3
3/25/2015	PLUMBING	Repaired drinking fountains at "Skate Park"	60	1
		Jeff Lewis	720	12
		Facility Subtotal	720	12
7010.6 PARK - LIONS PARK				
3/31/2015	ELECTRICAL	Worked on lights at tennis courts	120	2
		Bill Sandison	120	2
3/16/2015	PLUMBING	Opened bathrooms	60	1
3/26/2015	PLUMBING	Turned on the drinking fountains at Lion's Memorial Park	60	1
3/30/2015	PLUMBING	Blockage in sewer	120	2
3/31/2015	PLUMBING	Blockage in sewer	120	2
		Jeff Lewis	360	6
3/31/2015	ELECTRICAL	Checked the light poles, set out cones for bucket truck	120	2
		Larry E. Long	120	2
		Facility Subtotal	600	10
7010.7 PARK - LITTLE AXE PARK				
3/30/2015	PLUMBING	Turned on the drinking fountains at Little Axe Park	60	1
		Jeff Lewis	60	1
		Facility Subtotal	60	1
7010.8 PARK - NE LIONS PARK				
3/16/2015	PLUMBING	Opened bathrooms and turned on drinking fountains	90	1.5
3/19/2015	PLUMBING	Replaced frozen ball valve at NE Lion's Park	90	1.5
3/30/2015	PLUMBING	Blockage in sink drain in women's bathroom	60	1

<i>AcctCodes:</i>	<i>Facility</i>	<i>Employee</i>	<i>Hours</i>	
		Jeff Lewis	240	4
		Facility Subtotal	240	4
9000.8	PARK - PRAIRIE CREEK PARK			
3/27/2015 PLUMBING	Turned on the drinking fountains at Prairie Creek Park		60	1
		Jeff Lewis	60	1
		Facility Subtotal	60	1
7010.9	PARK - REAVES - COMM BLDG			
3/16/2015 PLUMBING	Blockage in toilet in men's bathroom at Reaves Center		60	1
		Jeff Lewis	60	1
		Facility Subtotal	60	1
7010.10	PARK - ROTARY PARK			
3/19/2015 PLUMBING	Opened bathrooms and turned on drinking fountains		90	1.5
		Jeff Lewis	90	1.5
		Facility Subtotal	90	1.5
7033.1	PARK - WESTWOOD PARK			
3/4/2015 PLUMBING	Repaired and reset the drinking fountain at Westwood Park		120	2
3/23/2015 PLUMBING	Turned on the drinking fountains		60	1
		Jeff Lewis	180	3
		Facility Subtotal	180	3
7070.7	WESTWOOD TENNIS COURT			
3/6/2015 ELECTRICAL	Consulted with Mitch Miles regarding tennis court lights		150	2.5
		Bill Sandison	150	2.5
3/6/2015 ELECTRICAL	Assessed fence on tennis courts for lift accessibility		150	2.5
		Larry E. Long	150	2.5
		Facility Subtotal	300	5
AcctCode Total			2580	43

<i>AcctCodes:</i>	<i>Facility</i>	<i>Employee</i>	<i>Hours</i>	
010-7070				
7070.0	PARKS AND REC ADMIN			
3/10/2015 ELECTRICAL	Reset time clocks		150	2.5
		Bill Sandison	150	2.5
3/20/2015 PLUMBING	Turned on the drinking fountains at Sonoma Park		60	1
3/20/2015 PLUMBING	Turned on the drinking fountains at Royal Oaks Park		60	1
3/20/2015 PLUMBING	Turned on the drinking fountains at Summit Lake Park		60	1
3/23/2015 PLUMBING	Turned on the drinking fountains at Colonial Commons Park		60	1
3/23/2015 PLUMBING	Turned on the drinking fountains at Sunrise Park		60	1
3/24/2015 PLUMBING	Turned on the drinking fountains at Sutton Park		60	1
3/24/2015 PLUMBING	Turned on the drinking fountains at Wm. Morgan Park		60	1
3/24/2015 PLUMBING	Turned on the drinking fountains at Centennial Park		60	1
3/24/2015 PLUMBING	Turned on the drinking fountains at Eastridge Park		60	1
3/24/2015 PLUMBING	Turned on the drinking fountains at Eagle Cliff Park		60	1
3/24/2015 PLUMBING	Turned on the drinking fountains at Monroe Park		60	1
3/24/2015 PLUMBING	Turned on the drinking fountains at Cascade Park		60	1
3/24/2015 PLUMBING	Turned on the drinking fountains at Berkeley Park		60	1
3/26/2015 PLUMBING	Turned on the drinking fountains at Kevin Gottshall Park		60	1
3/26/2015 PLUMBING	Turned on the drinking fountains at Canadian Trails Park		60	1
3/27/2015 PLUMBING	Turned on the drinking fountains at Brookhaven Park		60	1
3/27/2015 PLUMBING	Replaced water service/line to drinking fountain		120	2
3/31/2015 PLUMBING	Removed drinking fountain, water line at June Benson Park		120	2
		Jeff Lewis	1200	20
3/10/2015 ELECTRICAL	Reset time clocks and fixed push button on panel		150	2.5
		Larry E. Long	150	2.5
		Facility Subtotal	1500	25
AcctCode Total			1500	25
020-7010				
7010.12	SANTA FE DEPOT			
3/13/2015 ELECTRICAL	Worked on lights		60	1
		Bill Sandison	60	1
3/11/2015 PLUMBING	Cleaned out sewer and worked on front door		120	2
3/23/2015 MISCELLANEOUS	Worked on door		60	1
		Jeff Lewis	180	3
3/24/2015 HVAC	Changed the air filters		240	4
		Jerry Wilson	240	4
3/13/2015 ELECTRICAL	Worked on lights		60	1
3/30/2015 ELECTRICAL	Checked the basement		60	1
		Larry E. Long	120	2
		Facility Subtotal	600	10
AcctCode Total			600	10

<i>AcctCodes:</i>	<i>Facility</i>	<i>Employee</i>	<i>Hours</i>	
020-7021				
7021.2 PARK - REAVES PARK				
3/13/2015 ELECTRICAL	Removed heaters from public restrooms	60	1	
3/16/2015 ELECTRICAL	Located power lines and checked electrical power	60	1	
3/17/2015 ELECTRICAL	Located power lines and checked electrical power	120	2	
3/23/2015 ELECTRICAL	Located and marked electric lines	90	1.5	
3/25/2015 ELECTRICAL	Checked electrical lines and power	60	1	
3/31/2015 ELECTRICAL	Restored electrical power and panels after fair	210	3.5	
	Bill Sandison	600	10	
3/12/2015 PLUMBING	Opened bathrooms at Reaves Park NE Complex	60	1	
3/12/2015 PLUMBING	Opened bathrooms at Reaves Park West Complex	60	1	
3/12/2015 PLUMBING	Opened bathrooms at Reaves Park Public Bathrooms	60	1	
3/12/2015 PLUMBING	Opened bathrooms at Reaves Park Central Complex	60	1	
3/13/2015 PLUMBING	Turn on drinking fountains	90	1.5	
3/19/2015 PLUMBING	Rebuilt two drinking fountains	120	2	
3/20/2015 PLUMBING	Blockage in toilet in men's bathroom (public bathroom)	60	1	
3/27/2015 PLUMBING	Opened bathrooms and rebuilt 3 flush valves	120	2	
	Jeff Lewis	630	10.5	
3/18/2015 HVAC	Changed the air filters	240	4	
	Jerry Wilson	240	4	
3/12/2015 ELECTRICAL	Located underground electrical lines and checked power	360	6	
3/13/2015 ELECTRICAL	Removed power cables from public restrooms	60	1	
3/23/2015 ELECTRICAL	Located and marked the electrical lines	90	1.5	
3/25/2015 ELECTRICAL	Checked electrical panels and power	60	1	
3/26/2015 ELECTRICAL	Cut power on broken power pole	90	1.5	
3/31/2015 ELECTRICAL	Filled in holes in electrical panels and secured lids	300	5	
	Larry E. Long	960	16	
	Facility Subtotal	2430	40.5	
7021.3 REC CTR - 12TH AVE				
3/10/2015 ELECTRICAL	Reset time clocks and worked on lights	90	1.5	
	Bill Sandison	90	1.5	
3/26/2015 MISCELLANEOUS	Worked on doors	60	1	
	Jeff Lewis	60	1	
3/13/2015 HVAC	Serviced the heater in the gymnastics room	240	4	
3/20/2015 HVAC	Changed the air filters	210	3.5	
	Jerry Wilson	450	7.5	
3/10/2015 ELECTRICAL	Reset time clocks and worked on lights	90	1.5	
	Larry E. Long	90	1.5	
	Facility Subtotal	690	11.5	
7021.0 REC CTR - IRVING				
3/19/2015 HVAC	Changed the air filters	240	4	
	Jerry Wilson	240	4	
3/26/2015 ELECTRICAL	Worked on lights (roof lights)	60	1	

<i>AcctCodes:</i>	<i>Facility</i>	<i>Employee</i>	<i>Hours</i>	
		Larry E. Long	60	1
		Facility Subtotal	300	5
7021.1	REC CTR - LITTLE AXE			
3/30/2015	PLUMBING	Reconnected the condensation lines on roof	60	1
		Jeff Lewis	60	1
		Facility Subtotal	60	1
7021.4	REC CTR - WHITTIER			
3/9/2015	PLUMBING	Blockage in sewer	120	2
		Jeff Lewis	120	2
		Facility Subtotal	120	2
AcctCode Total			3600	60
020-7023				
7023.0	SENIOR CITIZENS CTR			
3/18/2015	ELECTRICAL	Worked on lights	30	0.5
3/20/2015	ELECTRICAL	Worked on lights	60	1
3/24/2015	ELECTRICAL	Worked on lights	90	1.5
3/25/2015	ELECTRICAL	Worked on lights	150	2.5
		Bill Sandison	330	5.5
3/26/2015	PLUMBING	Replaced toilet seat in men's bathroom	60	1
3/31/2015	PLUMBING	Repaired garbage disposal	60	1
		Jeff Lewis	120	2
3/24/2015	HVAC	Changed the air filters	240	4
		Jerry Wilson	240	4
3/24/2015	ELECTRICAL	Worked on lights in dining room	90	1.5
3/25/2015	ELECTRICAL	Worked on lights	150	2.5
		Larry E. Long	240	4
		Facility Subtotal	930	15.5
AcctCode Total			930	15.5

<i>AcctCodes:</i>	<i>Facility</i>	<i>Employee</i>	<i>Hours</i>	
030-7032				
7032.1	WESTWOOD CLUB HOUSE			
3/23/2015 HVAC	Serviced the A/C unit		240	4
		Jerry Wilson	240	4
		Facility Subtotal	240	4
7032.0 WESTWOOD GOLF COURSE				
3/19/2015 ELECTRICAL	Repaired heater		60	1
3/25/2015 ELECTRICAL	Repaired heater in bathroom		60	1
		Bill Sandison	120	2
3/26/2015 PLUMBING	Blockage in french drains on golf course		180	3
3/27/2015 PLUMBING	Repaired water line for the coke machine in kitchen area		60	1
3/30/2015 PLUMBING	Replaced the PRU and checked the valve on water line		60	1
		Jeff Lewis	300	5
3/11/2015 HVAC	Changed the air filters		240	4
		Jerry Wilson	240	4
3/25/2015 ELECTRICAL	Serviced the bathroom heaters		60	1
3/31/2015 ELECTRICAL	Checked the electrical power on the pole lights		60	1
		Larry E. Long	120	2
		Facility Subtotal	780	13
AcctCode Total			1020	17
030-7033				
7033.0	WESTWOOD POOL			
3/30/2015 PLUMBING	Opened bathrooms and concession stand		120	2
		Jeff Lewis	120	2
		Facility Subtotal	120	2
AcctCode Total			120	2
031-5531				
5531.1	WATER TREATMENT PLANT			
3/16/2015 ELECTRICAL	Repaired the air compressor and lights in pump room		120	2
3/17/2015 ELECTRICAL	Worked on lights (pump room)		60	1
3/17/2015 ELECTRICAL	Repaired the VFD		120	2
3/18/2015 ELECTRICAL	Worked on lights and installed air compressor		300	5
		Bill Sandison	600	10
3/23/2015 HVAC	Changed the air filters		240	4
		Jerry Wilson	240	4
		Facility Subtotal	840	14
AcctCode Total			840	14

<i>AcctCodes:</i>	<i>Facility</i>	<i>Employee</i>	<i>Hours</i>	
032-5546				
5546.0	WASTEWATER TREATMENT PLANT			
3/11/2015	ELECTRICAL	Repaired exhaust fan	150	2.5
3/13/2015	ELECTRICAL	Repaired breaker (bad VFD)	120	2
3/25/2015	ELECTRICAL	Delivered copper tubing	30	0.5
		Bill Sandison	300	5
3/13/2015	PLUMBING	Replace drain under sink	90	1.5
		Jeff Lewis	90	1.5
3/6/2015	HVAC	Serviced the A/C unit in the blower building	240	4
3/11/2015	HVAC	Serviced the A/C unit in the refuse room	240	4
3/17/2015	HVAC	Changed the air filters	240	4
3/25/2015	HVAC	Serviced the A/C unit for the lab	240	4
		Jerry Wilson	960	16
3/11/2015	ELECTRICAL	Repaired exhaust fan on roof	150	2.5
3/12/2015	ELECTRICAL	Repaired exhaust fan on roof	120	2
3/13/2015	ELECTRICAL	Repaired breaker (bad VFD)	120	2
3/25/2015	MISCELLANEOUS	Delivered copper tubing	30	0.5
3/30/2015	ELECTRICAL	Serviced well pump	60	1
3/30/2015	ELECTRICAL	Replaced floats, replaced bad relay	300	5
		Larry E. Long	780	13
		Facility Subtotal	2130	35.5
AcctCode Total			2130	35.5
033-5560				
5560.0	SANITATION DIV BLDG			
3/9/2015	ELECTRICAL	Repaired circuits (tripping from being overloaded)	390	6.5
3/10/2015	ELECTRICAL	Repaired outlets and power at dumpster barn	240	4
3/11/2015	ELECTRICAL	Worked on lights	120	2
3/13/2015	ELECTRICAL	Repaired welder	60	1
3/17/2015	ELECTRICAL	Checked the electrical supply/operation for pole light	60	1
		Bill Sandison	870	14.5
3/9/2015	ELECTRICAL	Installed electrical outlets at dumpster barn	180	3
3/10/2015	ELECTRICAL	Installed electrical outlet at dumpster barn	180	3
3/13/2015	ELECTRICAL	Repaired welder	60	1
		Larry E. Long	420	7
		Facility Subtotal	1290	21.5
AcctCode Total			1290	21.5

<i>AcctCodes: Facility</i>	<i>Employee</i>	<i>Hours</i>
040-5070		
5070.0 FLEET MAINTENANCE		
3/5/2015 ELECTRICAL	Relocate and install circuits	180 3
3/25/2015 ELECTRICAL	Worked on lights, repaired switches	150 2.5
3/27/2015 ELECTRICAL	Worked on lights and circuits	180 3
	Bill Sandison	510 8.5
3/3/2015 MISCELLANEOUS	Assisted Larry Long with electrical work	240 4
3/5/2015 PLUMBING	Replaced the regulator on gas heater	120 2
3/11/2015 PLUMBING	Blockage in sewer main	120 2
	Jeff Lewis	480 8
3/4/2015 HVAC	Serviced the heater	240 4
3/5/2015 HVAC	Serviced the heater	330 5.5
3/6/2015 HVAC	Serviced the heater	240 4
3/10/2015 HVAC	Serviced the heater	240 4
3/30/2015 HVAC	Changed the air filters	240 4
3/31/2015 HVAC	Changed the air filters	120 2
	Jerry Wilson	1410 23.5
3/2/2015 ELECTRICAL	Installed power for outlets and computer cabinet	480 8
3/3/2015 ELECTRICAL	Installed cable and outlet in rafters for cord reel	240 4
3/4/2015 ELECTRICAL	Installed power to electric reels in rafters	480 8
3/5/2015 ELECTRICAL	Installed additional outlets for parts washer	150 2.5
3/11/2015 ELECTRICAL	Worked on lights	90 1.5
3/25/2015 ELECTRICAL	Began piping for new lights above new benches	150 2.5
3/26/2015 ELECTRICAL	Installed electrical power to the new lights	90 1.5
3/26/2015 ELECTRICAL	Installed piping to new lights	150 2.5
3/27/2015 ELECTRICAL	Installed new lights	180 3
	Larry E. Long	2010 33.5
	Facility Subtotal	4410 73.5
AcctCode Total		4410 73.5

<i>AcctCodes:</i>	<i>Facility</i>	<i>Employee</i>	<i>Hours</i>
041-2030			
2020.6 FACILITY MAINTENANCE			
3/9/2015 MISCELLANEOUS	Cleaned and restocked truck	30	0.5
3/9/2015 MISCELLANEOUS	Attended safety meeting	60	1
3/11/2015 MISCELLANEOUS	Cleaned and restocked truck	60	1
3/11/2015 MISCELLANEOUS	Cleaned truck	30	0.5
3/17/2015 MISCELLANEOUS	Attended meeting with Matt Smith	60	1
3/23/2015 MISCELLANEOUS	Picked up Larry Long - truck not running correctly	60	1
3/24/2015 MISCELLANEOUS	Attended Ethics Training Course	240	4
3/25/2015 MISCELLANEOUS	Cleaned and restocked truck	30	0.5
3/27/2015 MISCELLANEOUS	Cleaned and restocked truck, worked on paperwork	60	1
3/27/2015 MISCELLANEOUS	Attended CPR Training Course	240	4
3/31/2015 MISCELLANEOUS	Fulfilled requirements for random drug and alcohol tests	150	2.5
		Bill Sandison	1020
			17
3/9/2015 MISCELLANEOUS	Attended safety meeting	60	1
3/19/2015 PLUMBING	Repaired water leak on drinking fountain	60	1
3/25/2015 MISCELLANEOUS	Attended Ethics Training Course	240	4
		Jeff Lewis	360
			6
3/25/2015 MISCELLANEOUS	Attended Ethics Training Course	240	4
		Jerry Wilson	240
			4
3/9/2015 MISCELLANEOUS	Attended safety meeting	60	1
3/11/2015 MISCELLANEOUS	Cleaned truck	30	0.5
3/23/2015 MISCELLANEOUS	Refueled van then took it to the shop (not running properly)	60	1
3/24/2015 MISCELLANEOUS	Attended Ethics Training Course	240	4
3/25/2015 MISCELLANEOUS	Cleaned the truck	30	0.5
3/27/2015 ELECTRICAL	Cleaned the truck and shop, worked on paperwork	60	1
3/27/2015 MISCELLANEOUS	Attended CPR Training Course	240	4
		Larry E. Long	720
			12
		Facility Subtotal	2340
			39
AcctCode Total			2340
Grand Total			39
			595

BUILDING MAINTENANCE WORK LOG SUMMARY

March-15

<u>Activity Code</u>	<u>Jeff Lewis</u>	<u>Bill Sandison</u>	<u>Jerry Wilson</u>	<u>Larry Long</u>	<u>Total</u>	<u>Hours</u>
010-3090(MB)	60	120	660		840	14.00
010-3090(A)	1020	690	480	750	2940	49.00
010-3090(B)	120	60	240	90	510	8.50
010-3090(C)	60	510	720		1290	21.50
010-2080	600	30			630	10.50
010-5021			240		240	4.00
010-6015			600		600	10.00
010-6016		240	240		480	8.00
010-6021	60				60	1.00
010-6443	1560	1830	1680	1140	6210	103.50
010-6070	420			120	540	9.00
010-7010	3930	1080	480	1560	7050	117.50
020-7021	300	90	690	150	1230	20.50
020-7023	120	390	240	240	990	16.50
030-7032	300	60	480	120	960	16.00
030-7033	120				120	2.00
031-5531		480	240		720	12.00
032-5546	90	420	960	780	2250	37.50
033-5560		870		420	1290	21.50
040-5070	480	510	1410	2010	4410	73.50
041-2030	360	1020	240	720	2340	39.00
TOTALS	<u>9600</u>	<u>8400</u>	<u>9600</u>	<u>8100</u>	<u>35700</u>	<u>595.00</u>

CITY MANAGER 2

CIP FINANCIAL STATUS 2A

CAPITAL PROJECTS > \$250,000 EXPECTED TO BE COMPLETED WITHIN SIX (6) MONTHS

4/10/2015

Project No.**	Project Title	Anticipated Overruns	Anticipated Savings	Fund Title & No.
UTILITIES				
SA0002	Transfer Station	\$0	\$40,000	Sanitation Fund 033
WW0303	Lift Station D Improvements	\$0	\$450,000	New Development Excise Tax 322
WW0267	SE Bishop Interceptor	\$0	\$30,000	Sewer Sales Tax 323
WW0267	SE Bishop Interceptor	\$0	\$20,000	New Development Excise Tax 322
WA0039	Boyd Water Tower Maintenance	\$0	\$50,000	Water Fund 031
WA0040	Robinson Water Tower Maintenance	\$0	\$50,000	Water Fund 031
WB0051	48-inch Raw Water Line	\$0	\$670,000	Water Fund 031 (Bond Project)
WB0140	FYE08 Waterwell Supply Lines	\$0	\$650,000	Water Fund 031 (Bond Project)
PUBLIC WORKS				
BP0196	Cedar Lane: 12th SE - 1/2 E. of 24th SE	\$0	\$0	Capital 50 Bond Project)
TR0238	Robinson/12th Ave NE	\$ 50,000.00	\$0	Capital 50
TR0203/BP0203	Robinson RR Grade Separation*	\$0	\$0	Capital 50
TR0049	Indian Hills Road Overpass Reconstruction	\$ 100,000.00	\$0	Capital 50
TR0075	Main Street Roadway Lighting	\$ 50,000.00	\$0	Capital 50

PARKS AND RECREATION

None reported

Notes

* Project at least partially funded through ODOT. Final accounting occurs with ODOT audits that generally take 2-4 years after project completion. New landscaping included.

** Project numbers correspond to the projects identified in the adopted Capital Improvements Plan.

COMMUNITY RELATIONS

2B

Community Relation's Office
March 2015

Number of press releases	11
Contacts with the media	10
<i>Norman News</i> membership	964
Website visits	80,259
Facebook followers	2,700
Twitter followers	1,390

DEVELOPMENT COORDINATOR 2C

City of Norman - Development Coordinator Monthly Report March 2015

Below are activities and projects that the Development Coordinator has been involved with during the month of March 2015.

General Inquiries, Contacts and Meetings

- Development Review Team
- City Council Meeting
- City Council Study Session
- Oversight Committee
- Community Planning and Transportation Committee
- Plat Review Team
- Planning Commission
- Pre-Development
- Council Business and Community Affairs
- Builders Association of South Central Oklahoma (BASCO) Brown Bag Lunch
- Workshop – One Way/Two Way Street Conversions

Building Permit and Plat Application Meetings

- Discussed building permit requirements for industrial prospect.
- Discussed building permit requirements for building addition in Downtown.
- Assisted homeowners in permit requirements and regulations for housing renovations.
- Met with staff and tenant representative regarding permit requirements for hotel.
- Met with staff and property owners to discuss redevelopment options for agriculturally zoned property.
- Met with project representatives to discuss potential for multiple new restaurant sites in Norman.
- Discussed project requirements with staff and project representative for construction of retail/office area.

Development Process Improvements

- ***Wastewater Excise Tax/Connection Fee Analysis RFP*** – RFP's are in final stages of selection. Contract is anticipated to come forward in late April/early May 2015.
- ***Customer Service Survey for Development Services Division*** –The latest round of surveys for the March 2015 CO'ed projects has been sent.
- ***Building Permit Outreach Program*** – work continues on this project, and contacts continue being made with building permit applicants that fall into the criteria outlined in the plan concept. Periodic follow-up checks (generally every two weeks) continue taking place. The reaction to the program continues to be positive.
- ***ICC and NFPA Code Clarification Project*** – continued working with building and fire inspection staff to develop interpretations of building code/fire code compliance items that could be posted online. This project is designed to assist in making code clarifications and other information provided to contractors and developers more clear..
- ***Construction Information for Developers and Businesses*** – work continues with assistance from the Retail Marketing Coordinator on outlining process for informing local developers and businesses of potential impacts from public construction projects. This project is designed to continue establishing a good working relationship with the business community and allow identification of potential problems or issues that may arise for businesses/development during the public construction.

###

FINANCE 3

CITY OF NORMAN

Department of Finance Monthly Report –March 2015

Statistics on outputs from the various divisions of the Department of Finance (DOF) are presented on the following pages. Major projects which were completed or initiated by the DOF in March are discussed below:

Treasury Division:

In the month of March, the Treasury Division processed 30,214 total payments. The traffic counter at the Drive-up Facility counted 5,840 customers. The Treasury Division processed 1,154 credit card utility payments, a slight decrease of -0.4% from last month, and the IVR (Interactive Voice Response) system processed 1,455 credit card utility payments, a decrease of -9.3% from last month. Utility customers also have the option of paying on the City of Norman website. There were 4,094 credit card payments made on the internet in March, an increase of 4.0% from last month. The Municipal Court processed 644 credit card payments for court fines, an increase of 2.7% from last month.

The City charges a convenience fee of \$3 on credit card payments made online or by phone to help offset the costs of providing credit card service. We collected \$21,091 in convenience fees in the month of March with a fiscal year-to-date total of \$179,212.

Utility Services Division:

The Meter Reading Division read 41,188 meters. Out of 75 meter reading routes, 58 (77%) were read within the targeted 30-day reading cycle. All routes were read by the 33rd day. No routes were estimated in March.

General Fund Revenues & Expenditures:

When comparing major General Fund revenue sources versus budgeted levels, revenues are below target for the month of March at -1.4%. Revenues from the City's largest single source of revenue, sales tax, are below target at -4.1% for the year to date and 1.0% above last fiscal year. Following is a summary table regarding General Fund revenues and expenditures to-date.

	FYE 15 Budget To Date	FYE 15 Actual To Date	FYE 14 Actual To Date	FYE 13 Actual To Date
Sales Tax Revenue*	\$29,931,855	\$28,703,490	\$28,431,048	\$27,413,447
General Fund Revenue*	\$55,141,583	\$54,497,621	\$51,974,527	\$49,428,731
General Fund Expenses*	\$58,449,034	\$52,947,683	\$52,206,369	\$52,899,731

* Excludes Public Safety Sales Tax

Administration Division

	FYE 15		FYE 14	
	MARCH	YTD	MARCH	YTD
PERSONNEL HOURS - FULL TIME				
Total Regular Hours Available	320.00	3,200.00	320.00	3,200.00
Total Comp Time Available	0.00	0.00	0.00	0.00
Total Overtime Hours	0.00	0.00	0.00	0.00
Total Bonus Hours	0.00	0.00	0.00	0.00
Total Furlough Hours	0.00	0.00	0.00	0.00
TOTAL HOURS AVAILABLE	320.00	3,200.00	320.00	3,200.00
Benefit Hours Taken	38.00	447.25	28.25	341.50
TOTAL ACCOUNTABLE STAFF HOURS	282.00	2,752.75	291.75	2,858.50
PERMANENT PART-TIME				
Total Regular Hours Available	0.00	0.00	0.00	0.00
Total Comp Time Available	0.00	0.00	0.00	0.00
Total Overtime Hours	0.00	0.00	0.00	0.00
Total Bonus Hours	0.00	0.00	0.00	0.00
TOTAL HOURS AVAILABLE	0.00	0.00	0.00	0.00
Benefit Hours Taken	0.00	0.00	0.00	0.00
TOTAL ACCOUNTABLE STAFF HOURS	0.00	0.00	0.00	0.00
TEMPORARY				
Total Regular Hours Available	0.00	0.00	0.00	0.00
Total Overtime Hours	0.00	0.00	0.00	0.00
TOTAL HOURS AVAILABLE	0.00	0.00	0.00	0.00

ACCOUNTING 3A

Accounting Division

	FYE 15		FYE 14	
	MARCH	YTD	MARCH	YTD
Total Regular Hours Available	960.00	9,440.00	960.00	9,400.00
Total Comp Time Available	0.00	0.00	3.00	53.75
Total Overtime Hours	0.00	5.50	0.00	19.00
Total Bonus Hours	0.00	0.00	0.00	0.00
Total Furlough Hours	0.00	0.00	0.00	0.00
 TOTAL HOURS AVAILABLE	 960.00	 9,445.50	 963.00	 9,472.75
Benefit Hours Taken	110.75	1,263.75	113.75	1,360.00
 TOTAL ACCOUNTABLE STAFF HOURS	 849.25	 8,181.75	 849.25	 8,112.75
 PERMANENT PART-TIME				
Total Regular Hours Available	0.00	0.00	0.00	0.00
Total Comp Time Available	0.00	0.00	0.00	0.00
Total Overtime Hours	0.00	0.00	0.00	0.00
Total Bonus Hours	0.00	0.00	0.00	0.00
 TOTAL HOURS AVAILABLE	 0.00	 0.00	 0.00	 0.00
Benefit Hours Taken	0.00	0.00	0.00	0.00
 TOTAL ACCOUNTABLE STAFF HOURS	 0.00	 0.00	 0.00	 0.00
 TEMPORARY				
Total Regular Hours Available	0.00	0.00	0.00	0.00
Total Overtime Hours	0.00	0.00	0.00	0.00
 TOTAL HOURS AVAILABLE	 0.00	 0.00	 0.00	 0.00

CITY REVENUE REPORTS

3B

City Revenue Report

	FYE 15 MARCH	FYE 14 MARCH	
Total Revenue Received (\$)	\$12,153,426	\$10,903,777	\$1,249,649
Utility Payments - Office (#)	2,479	2,431	\$48
Utility Payments - Office (\$)	\$384,157	\$383,019	\$1,138
Lockbox (#)	20,403	20,749	(346)
Lockbox (\$)	\$1,763,160	\$1,666,494	\$96,666
IVR Credit Card (#)	1,455	1,506	(\$51)
IVR Credit Card (\$)	\$128,274	\$156,077	(\$27,803)
Click to Gov (#)	4,094	3,078	1,016
Click to Gov (\$)	\$328,319	\$249,599	\$78,720
UT Credit Card Payments (#)	1,154	1,213	(59)
UT Credit Card Payments (\$)	\$102,712	\$119,954	(\$17,242)
Art Donations (#)	163	97	66
Art Donations (\$)	\$188	\$118	\$70
Bank Draft Payments (#)	7,590	6,768	822
Bank Draft Payments (\$)	\$552,831	\$512,505	\$40,326
Utility Deposits (#)	107	41	66
Utility Deposits (\$)	\$3,210	\$1,230	\$1,980
Fix Payments (#)	2	0	2
Fix Payments (\$)	\$628	\$0	\$628
Processed Return Checks (#)	49	24	25
Processed Return Checks (\$)	(\$4,878)	(\$3,139)	(\$1,739)
Other Revenue Transactions (#)	365	376	(11)
Other Revenue Received (\$)	\$7,767,729	\$6,679,201	\$1,088,528
Accounts Receivable Payments (\$)	\$445,915	\$122,228	\$323,687
Accounts Receivable - Credit Card #	0	5	(5)
Accounts Receivable - Credit Card \$	\$0	\$24,009	(\$24,009)
Municipal Court - Fines/Bonds (\$)	\$130,108	\$151,985	(\$21,877)
Municipal Court - Credit Card (#)	644	677	(33)
Municipal Court - Credit Card (\$)	\$111,581	\$99,537	\$12,044
Municipal Court - C2G (#)	319	298	21
Municipal Court - C2G (\$)	\$28,083	\$21,073	\$7,010
Building Permits Cash Report (\$)	\$147,141	\$469,257	(\$322,116)
Building Permits Credit Card (#)	166	212	(46)
Building Permits Credit Card (\$)	\$76,667	\$73,443	\$3,224
Building Permits C2G (#)	92	41	51
Building Permits C2G (\$)	\$13,211	\$3,399	\$9,812
Occupational License - Bldg Insp. (\$)	\$20,300	\$21,750	(\$1,450)
Occupational License - Bldg Insp. CC (#)	38	28	10
Occupational License - Bldg Insp. CC (\$)	\$2,500	\$2,025	\$475
Business License - City Clerk (\$)	\$129,080	\$130,728	(\$1,648)
Business License - City Clerk CR CD (#)	6	0	6
Business License - City Clerk CR CD (\$)	\$1,420	\$0	\$1,420
Convenience Fees - All Payments (#)	7,672	6,430	1,242
Convenience Fees - All Payments (\$)	\$21,091	\$19,285	\$1,806
Bank Drafts Billed (#)	7,146	6,808	338
Bank Drafts Billed (\$)	\$577,399	\$527,704	\$49,695
Interdepartmental Billing (#)	154	111	43
Interdepartmental Billing (\$)	\$10,870	\$11,131	(\$261)
Accounts Receivable Billed (\$)	\$174,641	(\$2,220,559)	\$2,395,200

Budget Services Division

	FYE 15		FYE 14	
	MARCH	YTD	MARCH	YTD
PERSONNEL HOURS - FULL TIME				
Total Regular Hours Available	160.00	1,600.00	160.00	1,600.00
Total Comp Time Available	0.00	0.00	0.00	0.00
Total Overtime Hours	0.00	0.00	0.00	0.00
Total Bonus Hours	0.00	0.00	0.00	0.00
Total Furlough Hours	0.00	0.00	0.00	0.00
TOTAL HOURS AVAILABLE	160.00	1,600.00	160.00	1,600.00
Benefit Hours Taken	16.00	200.00	0.00	208.00
TOTAL ACCOUNTABLE STAFF HOURS	144.00	1,400.00	160.00	1,392.00
PERMANENT PART-TIME				
Total Regular Hours Available	0.00	0.00	0.00	0.00
Total Comp Time Available	0.00	0.00	0.00	0.00
Total Overtime Hours	0.00	0.00	0.00	0.00
Total Bonus Hours	0.00	0.00	0.00	0.00
TOTAL HOURS AVAILABLE	0.00	0.00	0.00	0.00
Benefit Hours Taken	0.00	0.00	0.00	0.00
TOTAL ACCOUNTABLE STAFF HOURS	0.00	0.00	0.00	0.00
TEMPORARY				
Total Regular Hours Available	0.00	0.00	0.00	0.00
Total Overtime Hours	0.00	0.00	0.00	0.00
TOTAL HOURS AVAILABLE	0.00	0.00	0.00	0.00

Treasury Division

	FYE 15		FYE 14	
	MARCH	YTD	MARCH	YTD
PERSONNEL HOURS - FULL TIME				
Total Regular Hours Available	800.00	8,000.00	800.00	8,000.00
Total Comp Time Available	25.00	47.00	22.50	249.25
Total Overtime Hours	9.00	66.00	3.00	123.75
Total Bonus Hours	0.00	0.00	0.00	0.00
Total Furlough Hours	0.00	0.00	0.00	0.00
TOTAL HOURS AVAILABLE	834.00	8,113.00	825.50	8,373.00
Benefit Hours Taken	152.00	1,478.75	154.25	1,506.00
TOTAL ACCOUNTABLE STAFF HOURS	682.00	6,634.25	671.25	6,867.00
PERMANENT PART-TIME				
Total Regular Hours Available	0.00	0.00	0.00	0.00
Total Comp Time Available	0.00	0.00	0.00	0.00
Total Overtime Hours	0.00	0.00	0.00	0.00
Total Bonus Hours	0.00	0.00	0.00	0.00
TOTAL HOURS AVAILABLE	0.00	0.00	0.00	0.00
Benefit Hours Taken	0.00	0.00	0.00	0.00
TOTAL ACCOUNTABLE STAFF HOURS	0.00	0.00	0.00	0.00
TEMPORARY				
Total Regular Hours Available	0.00	0.00	0.00	0.00
Total Overtime Hours	0.00	0.00	0.00	0.00
TOTAL HOURS AVAILABLE	0.00	0.00	0.00	0.00

UTILITY 3C

Utility Division

	FYE 15		FYE 14	
	MARCH	YTD	MARCH	YTD
PERSONNEL HOURS - FULL TIME				
Total Regular Hours Available	1,920.00	18,259.00	1,840.00	18,136.00
Total Comp Time Available	1.50	11.75	0.00	31.50
Total Overtime Hours	100.50	1,038.00	109.50	1,100.75
Total Bonus Hours	0.00	0.00	0.00	0.00
Total Furlough Hours	0.00	0.00	0.00	0.00
TOTAL HOURS AVAILABLE	2,022.00	19,308.75	1,949.50	19,268.25
Benefit Hours Taken	174.50	1,954.00	271.00	2,552.25
TOTAL ACCOUNTABLE STAFF HOURS	1,847.50	17,354.75	1,678.50	16,716.00
PERMANENT PART-TIME				
Total Regular Hours Available	0.00	0.00	0.00	0.00
Total Comp Time Available	0.00	0.00	0.00	0.00
Total Overtime Hours	0.00	0.00	0.00	0.00
Total Bonus Hours	0.00	0.00	0.00	0.00
TOTAL HOURS AVAILABLE	0.00	0.00	0.00	0.00
Benefit Hours Taken	0.00	0.00	0.00	0.00
TOTAL ACCOUNTABLE STAFF HOURS	0.00	0.00	0.00	0.00
TEMPORARY				
Total Regular Hours Available	0.00	0.00	0.00	0.00
Total Overtime Hours	0.00	0.00	0.00	0.00
TOTAL HOURS AVAILABLE	0.00	0.00	0.00	0.00

Office Services

	FYE 15		FYE 14	
	MARCH	YTD	MARCH	YTD
PERSONNEL HOURS - FULL TIME				
Total Regular Hours Available	320.00	2,872.00	320.00	3,120.00
Total Comp Time Available	0.00	0.00	0.00	0.00
Total Overtime Hours	0.00	22.75	17.25	74.75
Total Bonus Hours	0.00	0.00	0.00	0.00
Total Furlough Hours	0.00	0.00	0.00	0.00
TOTAL HOURS AVAILABLE	320.00	2,894.75	337.25	3,194.75
Benefit Hours Taken	17.00	255.50	56.00	366.50
TOTAL ACCOUNTABLE STAFF HOURS	303.00	2,639.25	281.25	2,828.25
PERMANENT PART-TIME				
Total Regular Hours Available	0.00	0.00	0.00	0.00
Total Comp Time Available	0.00	0.00	0.00	0.00
Total Overtime Hours	0.00	0.00	0.00	0.00
Total Bonus Hours	0.00	0.00	0.00	0.00
TOTAL HOURS AVAILABLE	0.00	0.00	0.00	0.00
Benefit Hours Taken	0.00	0.00	0.00	0.00
TOTAL ACCOUNTABLE STAFF HOURS	0.00	0.00	0.00	0.00
TEMPORARY				
Total Regular Hours Available	0.00	0.00	0.00	0.00
Total Overtime Hours	0.00	0.00	0.00	0.00
TOTAL HOURS AVAILABLE	0.00	0.00	0.00	0.00

Drive-up Window and Mail Payments

	FYE 15 MARCH	FYE 14 MARCH
Mail Payments - Lockbox	20,403	20,749
Mail Payments - Office	233	257
Mail Payments - Subtotal	20,636	21,006
 Night Deposit	 396	 374
Click-to-Gov Payments	4,094	3,078
IVR Payments	1,455	1,506
Without assistance payments - Subtotal	5,945	4,958
 Drive-up window & inside counter	 2,479	 2,431
Credit Card machine payments (swipe)	800	644
Credit Card machine payments (phone)	354	447
With assistance payments - Subtotal	3,633	3,522
 Total Payments Processed - Subtotal	 30,214	 29,486
 Bank Draft (ACH) Payments	 7,590	 6,768
Total Payments (Utility)	37,804	36,254
 Total Convenience Fees - all Payments	 7,672	 6,430
Grand Total Payments	45,476	42,684

Traffic Counter at Drive-up Facility

Night Drop *	688	678
8-5 Drive-up Window Customers *	5,152	4,168
Total Traffic Counter	5,840	4,846

* These figures are included in the above Total Customer Contact Payments.

Meter Reading Division

	FYE 15		FYE 14	
	MARCH	YTD	MARCH	YTD
Number of Meters Read	41,188	350,497	38,002	330,670
New Service	572	10,885	1,054	11,410
Request for Termination	551	10,090	1,083	10,618
Delinquent On(s)	26	1,624	32	805
Delinquent Offs	48	2,725	171	1,720
Collect Deposit Tags Hung	49	409	77	563
Collect Deposit Cut Offs	0	118	0	306
Blue Tags	16	97	10	74
Number of Meters Re-read	1,649	13,248	1,083	10,258
Meters Cleaned	20	369	89	508
Customer Assists	23	420	117	585
Meters Pulled	0	3	1	7
Meters Re-set	0	3	1	7
TOTAL	44,142	390,488	41,720	367,531

Utility Division Activity Report

	FYE 15		FYE 14	
	MARCH	YTD	MARCH	YTD
STATUS REPORT				
Regular Utility Accounts Billed	40,659	344,363	36,502	326,037
New Ons	708	6,805	558	6,098
Final Accounts Billed	501	6,072	590	6,145
TOTAL METERS READ	41,868	357,240	37,650	338,280

FIRE DEPARTMENT

4

**NORMAN FIRE DEPARTMENT
MONTHLY PROGRESS REPORT
March, 2015**

FIRE PREVENTION DIVISION ACTIVITIES

Inspections	352 /254.25 staff hours
Re-Inspections	157/ 95.5 staff hours
Residential Inspections	0
Smoke Detector Batteries	20/ 11 staff hours
Plan/Platt Review	52/ 72 staff hours
Company Inspections	0
Re-Inspections	0
Total Inspections	509/ 349.75 staff hours
Request for Service (Plan review unscheduled, site inspection burn sites, special events, citizen complaints)	
Code Violation Complaints	137/123 staff hours
Training (hours)	13/23 staff hours
Fire Education Classes	20/8.5 staff hours
Investigations	7/18.5 staff hours
Investigative Activities	12/11.5 staff hours
Miscellaneous/Special	

**NORMAN FIRE DEPARTMENT
MONTHLY PROGRESS REPORT
March 2015**

FIRE SUPPRESSION DIVISION ACTIVITIES

Incident Response Type Summary

Type	Count	% of Incidents	
Fire	28	2.72%	
Overpressure Rupture, Explosion, Overheat - no fire	2	.19%	
Rescue & Emergency Medical Service Incidents	709	69.10%	
Hazardous Conditions (No Fire)	24	2.33%	
Service Call	90	8.77%	
Good Intent Call	109	10.62%	
False Alarm & False Call	61	5.94%	
Severe Weather & Natural Disaster	0	0%	
Special Incident Type	1	.09%	
Incomplete Reports & Reports That Have Not Imported	2	.19%	
Total Incident Count	1026		
Total Fire Loss			\$51,950

Average Response Times

	Number of Calls	Average Time
Station #1	163	4:59
Station #2	160	5:25
Station #3	206	6:18
Station #4	123	6:06
Station #5	43	10:13
Station #6	52	9:36
Station #7	87	6:06
Station #8	75	5:11
Station #9	117	6:01

EMERGENCY MANAGEMENT DIVISION ACTIVITIES

Emergency Management Discipline	Comments: March 2015
Mitigation:	
Siren Status	Testing 100%
American Red Cross Safe Room Program	56 Installed 202 pending
Hazard Mitigation Application	Approved March 24 and packets to be issued in April
Review of Norman Public Schools Admin	Mar 30
Preparedness:	
Local Emergency Preparedness Meeting	Mar 4
Southwest Quadrant Meeting	Mar 5
Amateur Radio Testing	Mar 5
SW Workshop Elk City	Mar 11
Amateur Club Meeting	Mar 12
Amateur Monthly Meeting	Mar 14
Homeland Security Audit	Mar 18
Public Safety Committee Meeting	Mar 19
Medieval Fair Event	Mar 25-Mar30 Changing venue from outreach to support of Public Safety
Response:	
Severe Weather Response	Mar 25
Recovery:	

HUMAN RESOURCES 5

HUMAN RESOURCES
Monthly Report
March, 2015

ADMINISTRATION/LABOR RELATIONS

A. Administrative

- Conducted two (2) pre-disciplinary meetings – Streets
- Held a grievance hearing – IAFF
- Completed analysis and presented recommendations on new position requests and reclassifications
- Attended Finance Committee Meeting

B. Grievances (active AFSCME and Non-Union)

- AFSCME Grievance FYE14-05 - Fox (Sewer Line Maint.) – termination
Arbitrator ruled for employee
- AFSCME Grievance FYE14-06 - Green (Sewer Line Maint.) – termination
Arbitrator ruled for employee
- AFSCME Grievance FYE15-01 – Dunn (Sewer Line Maint.) – denied merit increase
Resolved, grievance denied
- AFSCME Grievance FYE15-02 – Lake (Police/Communications) – termination
Employee reinstated
- Non-Union Grievance FYE15-01 – Borcharding (Municipal Court) – termination

C. Collective Bargaining

- Held one (1) negotiation session with FOP
- Held two (2) negotiation sessions with AFSCME
- Provided updated FYE15 collective bargaining agreement to the City Manager and the IAFF President for signatures

D. Administrative Support

- Processed Monthly Department Report
- Compiled and distributed March 2015 City Newsletter
- Processed invoices and reconciled expense accounts
- Managed Employee Recognition Awards via vendor
- Attended/Summarized three (3) negotiation sessions
 - 1 – FOP
 - 2 – AFSCME

BENEFITS

- Processed transactions for Life, Health/Dental and Supplemental Insurance Plans
- New Employee orientation for: Sports Coordinator-Parks & Recreation; Radio Systems Tech-I.T. Department; Admin Tech III-Engineering; Maintenance Worker I-Water Line Maintenance
- Weekly Service call with Meritain Health (Health Insurance Third Party Administrator)
- Coordinated 10 days of on-site Wellness Screenings for 2015 (1037 members)
- Meeting with American Fidelity reps to discuss Open Enrollment process for supplemental benefit plans
- Attended Ethics Training
- Responded to 58 benefit/wellness inquiries

COMPENSATION

The following personnel actions were processed:

Nine (9) employees hired:

- 1 – Public Works/Engineering – Administrative Technician III
- 1 – Utilities/Water Line Maintenance – Maintenance Worker I
- 3 – Police – (1) Communications Officer, (1) Radio Systems Tech, and (1) Master Police Officer
- 3 – Parks – (1) Sports Coordinator, (1) PPT Custodian, and (1) Golf Course Attendant
- 1 – Fire – Part-time Office Assistant

Four (4) employees separated employment from the City of Norman:

- 1 – City Clerk – PPT Custodian
- 1 – Utilities/Water Treatment – Part-time Laborer
- 2 – Parks – (1) Parks Superintendent and (1) PPT Recreation Leader I

Two (2) employees promoted:

- 1 – Fire/Suppression – Fire Inspector
- 1 – Utilities/Sanitation – Sanitation Worker II

COMPENSATION/BENEFIT SURVEYS

Requested compensation survey information from 23 cities for Non Union and AFSCME surveys.

Completed Fire and Police compensation surveys.

RECRUITMENT

Accepted applications for the following positions:

- Temporary Laborer, Utilities/Water Reclamation Facility
- Maintenance Worker I, Utilities/Water Line Maintenance
- Systems Administrator, Information Technology/Network Support
- Custodian (PPT), City Clerk's Office
- Capital Projects Engineer, Public Works/Engineering
- Golf Course Attendant, Parks & Recreation/Westwood Golf Course
- Radio Systems Technician, Police/Emergency Communications
- Call Taker (PPT), Police/Emergency Communications Bureau
- Communications Officer, Police/Emergency Communications Bureau
- Deputy Marshal, Municipal Court
- Maintenance Worker I, Public Works/Streets
- Police Records Clerk, Police/Support Services
- Parks Superintendent, Parks & Recreation/Park Maintenance
- Forensic Technician, Police/Investigations
- Administrative Technician III, Public Works/Engineering
- Sanitation Worker I, Utilities/Sanitation
- Municipal Court Officer, Municipal Court
- Custodian (PPT), Parks & Recreation/Recreation
- Baseball Supervisor, Parks & Recreation/Recreation
- Youth Softball and Baseball Umpire/Parks & Recreation/Recreation
- Recreation Leader I (PPT), Parks & Recreation/Recreation
- Temporary Laborer, Parks & Recreation/Westwood Golf Course
- Office Manager/Cashier, Parks & Recreation/Westwood Pool
- Assistant Aquatic Manager-AM, Parks & Recreation/Westwood Pool
- Assistant Aquatic Manager-PM, Parks & Recreation/Westwood Pool
- Cashier, Parks & Recreation/Westwood Pool
- Maintenance Worker, Parks & Recreation/Westwood Pool
- Lifeguard-Water Slide, Parks & Recreation/Westwood Pool
- Instructor/Lifeguard, Parks & Recreation/Westwood Pool

Recruitment & Hiring Statistics:

Contacts/Inquiries		Selection Process Elements	
In Person	410	Written Exams	2
Phone	495	Practical Testing/Assessment Center	5
Mail	275	Panel Board Interviews	8
Email	200	Promotions	1
Total Subscribers on E-mail Vacancy List	1,883	Oral Interviews	5
Total Visits to City of Norman HR website	4,855	Hiring/Promotion Board	1

Hiring Statistics		Recruitment Statistics	
Pre-Employment Background Investigations	12	Advertisements Placed	12

TRAINING AND DEVELOPMENT

Conducted training for four (4) new employees on the topics of Workplace Harassment, Workplace Violence, and Customer Service.

Conducted “Ethics for Municipal Employees” training for 495 employees from various departments.

The Computer Training Lab was the site for New World software training and testing for the Police and Fire Departments.

SAFETY

Safety Activities during March, 2015:

- Safety meetings were held at City of Norman facilities and the topic covered was “Emergency Preparedness (Tornado Safety)”. (10 meetings total with walkthrough inspections)
- Held one (1) Fitness for Duty Meeting (Firefighter)
- Held three (3) Return to Work Meetings (Line Maintenance/Maintenance Worker I & Heavy Equipment Operator; Sanitation/Sanitation Worker I)
- 5 minute safety talks were sent to all facilities each week
- 4 new employee orientations were conducted
- 2 First Aid/CPR/AED classes were held and 13 employees were certified (28 total trained).
- Safety Committee was held with ten employees in attendance

Recordable Injuries – 5

Dept./Division	Nature of the injury	Activity	Prognosis
Police	Knee Strain	While cleaning ice from windshield, slipped and fell twisting knee.	Minor Medical Care Returned to Work
Finance/ Meter Reader	Twisted Right Knee and Ankle	Employee had her head down (as it was snowing) and hit a tree branch falling down twisting right knee and ankle.	Under Medical Care Restricted Duties
Public Works/ Maintenance Worker I	Laceration to Right Index Finger	Employee was cutting plastic with a knife. Knife got caught causing hand to go forward onto knife.	Minor Medical Care Returned to Work
Parks & Recreation/ Maintenance Worker I	Strain to Left Shoulder	Employee was picking up a can holder. When the can slipped from his grip, he went to grab the can causing the strain to his shoulder.	Minor Medical Care Restricted Duties
Utilities/ Sewer Line Maintenance Worker I	Strain to Lower Back	Employee was lifting a CCTV up and felt sharp pain in lower back while lifting from the table to the floor.	Minor Medical Care TBD

Cumulative number of Recordable Injuries per year, 2015 is total year to date:

2015	2014	2013
11	75	96

Vehicle Collisions– 1

Division	Description of Collision	Status
Utilities/ Sanitation	Employee had just finished backing when a vehicle, which was traveling too fast, hit the sanitation truck.	No Fault

Cumulative number of “AT FAULT” Vehicle Collisions of the indicated year:

2015 is total year to date

2015	2014	2013	2012	2011	2010
1	10	23	15	18	34

CITY OF NORMAN

Information Technology Department Monthly Report –March 2015.

Working projects for the IT Department are as follows:

Project	Positive Impact/Benefit for the City	Status
Programming/Data changes to iSeries modules to update new water rates for Norman Utilities Customers.	These changes are critical for accurately billing Norman water customers with the new rates effective March 1st.	Working: Winter Rates completed. Programming team working on automated solution for upcoming years.
New World Software roll out currently in development, training, and testing phases.	Improved Public Safety system with centralized tracking of data and integration of several systems in to one.	Working: In Development, Training, and Testing NW hot fix of version 11.2 test deployed with go live July 13th 2015
New World equipment upgrades and configuration working with vendor for completion.	Improved reliability of connectivity and speed for mobile users in the public safety sector.	Working: Equipment ordered/delivery in progress thorough Brite Computers - PCs are being upgraded and Laptops imaged with NW Software
Animal Welfare building stand up scheduled.	Improved speed and communications for Animal Welfare Division.	Complete.
Lindsey Street Widening Fiber management.	Improved connectivity and speed for City of Norman Metropolitan Area Network (MAN).	In Planning - Fiber redundancy for NIC scheduled with Cox Communications May 2015
City of Norman backup software suite and hardware upgrade.	Upgrade to expand storage space and ensure that city data is properly backed up and stored for easy access to the data and data recovery.	In Development: Equipment delivered to back up site at Lindsey Street's facility. Implementation is in process
WTP Plant Data Center Upgrade	Increase virtualized environment to shrink the amount of physical space used as well as increase reliability by eliminating physical hardware. This will save power and cooling energy.	In Planning: Finalizing purchasing and delivery of equipment

WTP Fiber connectivity	This will replace the existing network connections with fiber connectivity which will greatly enhance speed and help to complete our connectivity to remote sites. There is a cost savings initiative and partnership with Cleveland County.	In Planning: Waiting on right-of-way
WRF network closet construction and redundant cooling for equipment	Enhance our existing network infrastructure which is currently in a very high temperature environment which degrades the equipment life.	In Planning: Steve H and IT met on site with contractors to see if they can complete the construction work required.
PD body camera and patrol car dash camera infrastructure build.	Introduces technology to help police officers and citizens with increased security by providing video and audio evidence on a case by case basis.	In Planning: Finalizing quotes with vendors/Coordinate with PD to prepare other necessary equipment.
Fire suppression System for Main IT Datacenter in 201 Building C	Increases the safety and protection of city staff and the citizens investments by providing fire suppression in the city's main data center.	In Planning, working with new Safety Manager (CIP funding requested to cover remaining cost in FY 16)
HR module installation for iSeries through SunGard.	Improved and automated process for hiring and recruiting employees.	iSeries Training of IT/HR staff complete - waiting on HR to populate data.

Support Tickets:

The IT department tracks work requests with a new software package called Spiceworks. **IT Table 1** below represents the number of support tickets closed by the IT Support Staff and those remaining open at the end of March 2015.

Mass Communications:

The following statistics represent email space and resource savings. 23 emails from the groups shown in the table below were sent from city servers using city resources – of those 15,373 were delivered to outside mailboxes for the month of March 2015. Basically the city generated mass communications of 15,373 messages from only 23 sent (see **IT Table 2**).

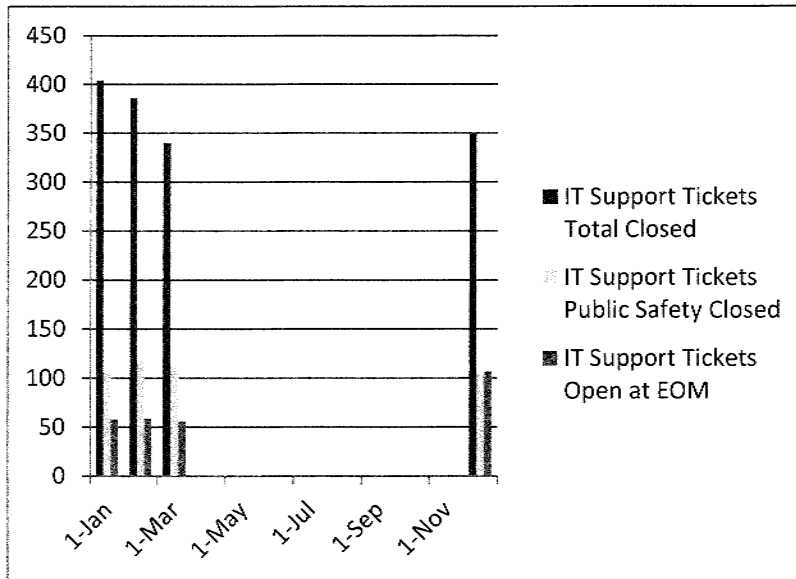
Email Security Appliance:

The City of Norman's IT Department has an email filter that has enhanced reporting and filtering capabilities that protect the City's systems from malicious attacks from the outside. IT had a total of 960,885 attempted incoming and 49,020 outgoing messages for the month of March. 811,620 of the incoming messages were considered Spam or hazardous e-mails and were quarantined or filtered (see **IT Table 3**). Of note this is a 50% increase in March when compared with the average of the last 6 months. Without the email filter our email server would have received that much additional mail which increases waste and decreases valuable storage space. Additionally the filter kept city employees from being bombarded with spam and potentially harmful emails.

Web Site:

The City of Norman's web site is hosted, updated, and maintained by the IT Department. In the month of March 2015 the City of Norman's web site had 80,259 individual web sessions access the web site for a total of 171,822 total page views. Of those sessions 44,526 were identified as New Users to view content on the City web site.

IT Table 1



IT Table 2

Group	Active Members	Mailings	Total Delivered
Affirmative Action Group	17	5	80
Job Posting	2,072	5	9,790
Norman News	964	18	17,341
Police - Animal Welfare Volunteers	43	0	0
Police – Citizens' Academy	83	0	0
Police – Neighborhood Watch	106	0	0
Public Works Consultants	133	0	0
Westwood Golf	690	3	2027
Westwood Golf Members	30	0	0
Westwood Men's Clinic	10	3	24
Westwood Men's Golf Assoc.	96	3	248
Westwood Women's Clinic	25	3	74
Westwood Women's Golf Assoc.	5	3	12
Totals	4,172	23	15,373

IT Table 3

EMAIL SECURITY APPLIANCE



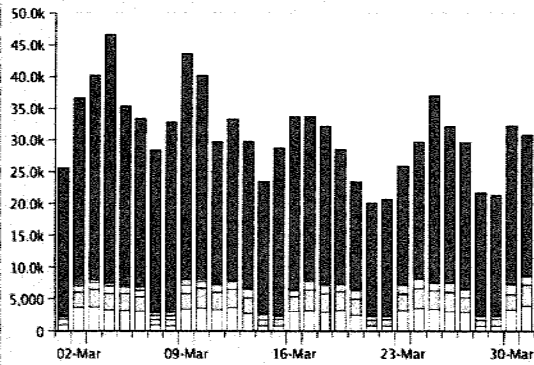
Executive Summary

mail.ci.norman.ok.us

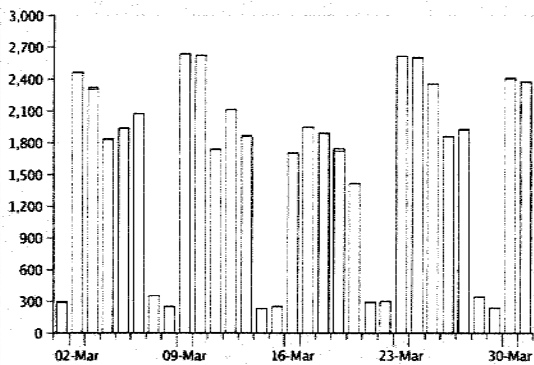
01 Mar 2015 00:00 to 31 Mar 2015 23:59 (GMT -05:00)

Data in time range: 100.0 % complete

Incoming Mail Graph



Outgoing Mail Graph



Incoming Mail Summary

Message Category	%	Messages
<input checked="" type="checkbox"/> Stopped by Reputation Filtering	80.3%	771,354
<input type="checkbox"/> Stopped as Invalid Recipients	0.9%	8,545
<input type="checkbox"/> Spam Detected	3.2%	31,219
<input checked="" type="checkbox"/> Virus Detected	0.0%	371
<input type="checkbox"/> Stopped by Content Filter	0.0%	131
Total Threat Messages:	84.5%	811,620
<input type="checkbox"/> Marketing Messages	7.2%	69,541
<input type="checkbox"/> Clean Messages	8.3%	79,724
Total Attempted Messages:		960,885

Outgoing Mail Summary

Message Processing	%	Messages
<input type="checkbox"/> Spam Detected	0.0%	0
<input checked="" type="checkbox"/> Virus Detected	0.0%	0
<input type="checkbox"/> Stopped by Content Filter	0.4%	175
<input type="checkbox"/> Clean Messages	99.6%	48,845
Total Messages Processed:		49,020

Message Delivery	%	Messages
Hard Bounces	1.5%	743
Delivered	98.5%	48,235
Total Messages Delivered:		48,978

mail.ci.norman.ok.us - 01 Apr 2015 01:00 (GMT -05:00)

Copyright © 2003-2012 Cisco Systems, Inc. All rights reserved.

MONTHLY REPORT - LEGAL DEPARTMENT
March Report
(Submitted April 10, 2015)

LIST OF PENDING CASES:

UNITED STATES COURT OF APPEALS FOR THE TENTH CIRCUIT

UNITED STATES DISTRICT COURT, EASTERN DISTRICT OF NEW YORK

In re Payment Card Interchange Fee and Merchant Discount Antitrust Litigation, Case No. 05-MD-01720 (JG)(JO)

UNITED STATES DISTRICT COURT

Ashton Grove, et al. v. City of Norman, CIV-10-1002 W (K, B)

Ashton Grove, et al. v. City of Norman, CIV-12-234 W (K, B)

Holloway v. City of Norman, CJ-2013-566 D; CIV 13-01204 (K, B)

Morris v. Humphrey, et al., CJ 2014-490; CIV 2014-00497 W (K, B)

On February 2, 2015, the remaining claims in this case were remanded to Cleveland County District Court.

OKLAHOMA SUPREME COURT / COURT OF CIVIL APPEALS

Nees, et. al v. Ashton Grove. L.C., et al., CJ-2006-313 L; DF 106979 (K)

COURT OF CRIMINAL APPEALS – None pending

OTHER COURTS

MBS Surety Agency v. AT&T, Circuit Court of the City of St. Louis, Case No. 1222-CC09746

CLEVELAND COUNTY DISTRICT COURT

A. *General Lawsuits*

Adkins, Beverly v. City of Norman, CV-2015-452

This case was filed on March 27, 2015. It seeks an injunction prohibiting the City from removing a dilapidated structure from 813½ College Avenue.

AFSCME, Fox, and Green v. City of Norman, CV-2015-267 JV

Armstrong v. City of Norman, CJ-2012-1638 (W)

Ashton Grove v. City of Norman, CJ-2012-262-TL (K)

This case was removed to federal court. See Ashton Grove, et al. v. City of Norman, CIV-12-234 W (K) *supra*.

City v. Haddock, CV-2010-357 TS (S, K)

City v. IAFF, CV-2011-48 L; DF-109447 (P, K)

City v. Komiske, Cobblestone Creek Management Company, et al, CV-2012-748 (K, W)

Easley, Kevin v. City of Norman, CV-2012-346 L (K, B)

Easley, Kevin v. City of Norman, CJ-2015-304 (K, B)

This case was filed on March 11, 2015. It seeks to recover the \$3.00 convenience fee charged by the City for utility, permit, and municipal court payments made with a debit or credit card by telephone or online.

Fabian v. City of Norman, et al., CJ-2013-1388 W (K)

FOP Lodge 122 v. City of Norman & Gambill, CJ-2005-112 L (K)

FOP/IAFF/AFSCME v. Okla. Dept. of Labor and City of Norman, CJ-2005-1170 L (K)

These two FOP cases are dormant. They remain open until the Court issues a Show Cause Order.

FOP v. City of Norman, CV-2011-876 L (K)

McCarver, Darius v. City of Norman, CJ-2013-128 (K, B)

Morris v. Humphrey, et al., CJ 2014-490; CIV 2014-00497 W (K, B) Oklahoma Association of Broadcasters v. City of Norman, et al., CJ-2014-1360 TB (K, B)

Red Cliff v. Norman Utilities Authority, CJ-2013-1223 (K, M)

Rogers, Kody v. City of Norman, CJ-2014-1116; Hamoush v. City of Norman, SC 2013-3366 (K, B)

Walling v. Norman Regional Health System, et al, CJ-2014-874 (K)

Young v. City of Norman, CJ-2006-819 BH (K)

B. Condemnation Proceedings

C. Lawsuits involving a City claim/interest in Property, Foreclosure Actions, and Applications to Vacate

Bank of America NA v. Jessica Baker, et al., CJ-2012-696; the City claims a Homebuyer Down Payment Assistance loan with a balance of \$5,000 and an unpaid utility bill in the amount of \$88.14. Third Alias Notice of Sheriff's Sale issued March 17, 2015.

Application to Vacate and Foreclose the right to reopen a part of Farmer Street between

U.S. Bank National Association v. Suzanne M. Hames, et al., CJ-2013-1180; the City claims a HOME Investment Partnership Program loan with a current balance of \$5,400

Mortgage Clearing Corporation v. Ursula A. Daly, et al., CJ-2013-740L; the City claims a HOME Investment Partnership Program loan with a current balance of \$4,000

Mortgage Clearing Corporation v. Wilson S. Doiron, et al., CJ-2014-1459; the City claims a HOME Investment Partnership Program loan with a current balance of \$3,000

Lakeview Loan Servicing, LLC v. Dustin Franks, et al., CJ-2015-302; the City has an interest due to an unpaid utility bill in the amount of \$138.58

D. Municipal Court Appeals

Musgrove v. City of Norman, CM-2015-324 (S, B)

E. Small Claims Court

Hamoush v. City of Norman, SC 2013-3366 (K)

This case has been consolidated with Rogers v. City of Norman, Case No. CJ-2014-1116 TS and transferred to the Cleveland County District Court's CJ docket.

Latham v. City of Norman, Case No. SC-2014-3027 (K)

F. Board of Adjustment Appeals

LABOR / ADMINISTRATIVE PROCEEDINGS

None.

A. Grievance & Arbitration Proceedings (B, K)

This office has assisted with the following grievances:

AFSCME Grievance FYE10-06 – (AFSCME - Contract Labor). Moved to arbitration, however there has been no initiation of same by the Union.

AFSCME Grievance FYE 14-05 – (Fox Termination)

AFSCME Grievance FYE 14-06 – (Green Termination)

AFSCME Grievance FYE 15-02 – (Lake Termination)

This grievance was resolved by agreement.

FOP Grievance FYE15 – (Barrett – Discipline)

IAFF Grievance FYE14 – (Time Exchange)

IAFF Grievance FYE14 – (Bobby Smith Time Exchange)

IAFF Grievance FYE14 – (Jason Rogers)

IAFF Grievance FYE14 – (Joseph Lashbrook)

IAFF Grievance FYE 15 – (Emergency Vehicle Guidelines)

IAFF Grievance FYE 15 – (Instructions for Reporting in Sick)

Non-Union Grievance FY14 – (Alan K. Borcharding).

B. Public Employees Relations Board (PERB)

IAFF Local 2067 v. City of Norman, Case No. 2015-ULPC-545

C. Equal Employment Opportunity Commission (EEOC)

Alan K. Borcharding v. City of Norman, EEOC Charge No. 561-2014-1472

Robert Green v. City of Norman, EEOC Charge No. 564-2015-00286

D. Contested Unemployment Claims (OESC)

Alan K. Borcharding – Case No. 15002757 (Benefit denial upheld; at Board of Review)

Stephanie Lake – pending determination of eligibility

MEDIATION PROGRAM

For the month of March 2015, the Early Settlement Norman Mediation Program accepted 37 new cases, closed 20 cases and conducted 2 mediations.

MUNICIPAL COURT PROSECUTIONS

This chart represents the cases prosecuted by the City Attorney's Office in the Municipal Criminal Court through March 31, 2015. The chart does not represent those cases disposed of prior to Court through actions of the City Attorney and the Court.

	<u>ADULT CASES</u>			<u>JUVENILE CASES</u>			<u>COURT SESSIONS</u>		
<u>Month</u>	FYE 13	FYE 14	FYE 15	FYE 13	FYE 14	FYE 15	FYE 13	FYE 14	FYE 15
JULY	409	478	548	54	30	40	17	16	16
AUG	907	460	795	83	55	32	19	17	15
SEPT	467	450	684	111	40	25	15	14	8
OCT	614	497	711	75	52	46	13	16	17
NOV	404	456	437	26	58	21	14	12	10
DEC	352	413	491	47	84	46	11	13	12
JAN	555	551	668	77	46	39	14	14	16
FEB	533	632	507	44	49	33	11	12	12
MAR	673	634	493	68	40	42	14	12	10
APR	587	651		73	38		16	15	
MAY	561	548		64	57		7	12	
JUNE	477	734		39	49		10	13	
TOTALS / YTD	6539	6504	5334	761	598	324	161	166	116

WORKERS' COMPENSATION COURT

The total number of pending cases are 29. There was one new cases filed in March 2015. Two Court Awards were approved by Council on March 24, 2015. The remaining cases are proceeding in active litigation in the Workers' Compensation Court of Existing Claims & Workers' Compensation Commission. The current breakdown of pending Workers' Compensation cases by work area has been reviewed and updated for accuracy is as follows:

DEPARTMENT	DIVISION	PENDING CASES	FYE15 CASES	FYE14 CASES	FYE13 CASES	FYE12 CASES
Finance					1	
Fire	Suppression	11		9	11	10
IT	Tech Support	1				
Municipal Court	Court Officer	1		1		
Parks/Rec.	Park Maintenance		1	1		1
Planning	Development Services	1	1			
Police	Patrol	5	1	2	3	
Police	Administration	3	2			2
Public Works	Street Maintenance			1	3	
Public Works	Traffic Control					2
Public Works	Vehicle Maintenance	1	1			
Public Words	Stormwater	2	2		2	
Utilities	Line Maintenance	1	1	1		1
Utilities	Sanitation	3	1	1	1	1
TOTALS		29	10	16	21	15

List of Pending Cases (S)

Amason, Amber v. City of Norman, WCC 2012-12306 K
(Police Patrol, Intestinal)

Awbrey, David v. City of Norman, WCC 2013-10572 Q

(Fire, Lungs/Pulmonary (Denied))

The Court Order in the above Awbrey case was approved by Council March 24, 2015 and will no longer appear on the monthly report.

Blalock, Rick v. City of Norman, WCC 2009-08466 H

(Sanitation, Back, Neck, Depression)

Borcherding, Alan "Kent" v. City of Norman, WCC 2014-05125Q

(Municipal Court, Court Officer; right shoulder, neck)

Cecil, Gary v. City of Norman, WCC 2007-04745 A

(Firefighter, Re-injured Right Knee, Depression)

Cochran, Marcus v. City of Norman, WCC 2013-13012 F

(Firefighter, Left shoulder, hip and back)

Condit, Shelby v. City of Norman, WCC 2014-10691 R

(911 Call Taker, PD, Carpel Tunnel both arms)

Crawford, Hugh L. v. City of Norman, WCC 2011-11738 L

(Firefighter, Suppression, Lungs)

Crawford, Hugh L. v. City of Norman, WCC 2011-11741 Q

(Firefighter, Suppression, Spine, Neck, Left Arm)

Duffey, Jesse v. City of Norman, WCC 201410080 X

(MWI/Utilities, Right thumb/hand)

Grady, Thomas J. v. City of Norman, WCC 2014-05405 A

(SWII, Sanitation, Utilities, Right Foot)

Hale, Michael G. v City of Norman, WCC 2015-00702 H

(Bldg. Insp., Planning, Left Shoulder)

Helm, Mark v. City of Norman, WCC 2007-07137 A

(Firefighter, Multiple)

Kizzia, Derrald v. City of Norman, WCC 2014-06995 K

(HEO, Parks & Rec, right knee, body)

The Court Order in the above Kizzia case was approved by Council March 24, 2015 and will no longer appear on the monthly report.

Lauderdale, Glenn v. City of Norman, WCC 2013-05128 J

(IT, Tech Support, Left Shoulder/Arm)

Lake, Stephanie L. v. City of Norman, WCC 2014-11262 J

(Call Taker, Police, hands)

Miller, Jason v. City of Norman, WCC 2014-07030 H

(Field Serv. Mechanic, Fleet, PW; spine)

Mosley, Kent D. v. City of Norman, WCC 2014-09203 A

(Police/MPO, Low back/body)

Nation, Tabitha v. City of Norman, WCC 2014-04282 L

(PSO/Police, Left Shoulder)

Pelfrey, Leonard Don v. City of Norman, WCC 2012-13565 J

(Firefighter, Hearing)

Pelfrey, Leonard Don v. City of Norman, WCC 2013-12958 X

(Firefighter, Low Back)

Pelfrey, Leonard Don v. City of Norman, WCC 2013-13409 A

(Firefighter, Right shoulder)Robertson, Kellee v. City of Norman, WCC 2010-13896 F

(Police Patrol, Respiratory/Circulatory)

Simpson, Jason v. City of Norman, WCC 2013-05574 J

(Police, MPO Officer, Back/Neck/Head)

Smith, Joseph B. v. City of Norman, WCC 2010-03196 F

(Firefighter, Back)

Suchy, Tim v. City of Norman, WCC 2013-11624 J

(Fire, Lungs)

Suchy, Tim v. City of Norman, WCC 13117 X

(Fire, Back)

Tillman, Daniel A. v. City of Norman, WCC 2015-01499 A

(SWI, Utilities, Back)

Wansick, Brandon v. City of Norman, WCC 2013-11070 A

(Master Police Officer, Police Department, Back, hips, legs, left knee)

Woods, Arthur v. City of Norman, WCC 2014-08678 A

(HEO/Stormwater/PW, Back and body)

Woods, Arthur v. City of Norman, WCC 2014-08679 X

(HEO/Stormwater/PW, Right shoulder)

SPECIAL CLAIMS

The following is a breakdown of the Special Claims activity through March 31, 2015.

<u>DEPARTMENT</u>	<u>FYE 15</u> <u>Month</u>	<u>FYE 15</u> <u>YTD</u>	<u>FYE 14</u>	<u>FYE 13</u>	<u>FYE 12</u>
Animal Control					2
City Clerk					
Code Enforcement					
PW-Engineering	1	1	2	2	
Finance (meter covers)					
Fire		1		1	2
Fleet		1			
Human Resources			1		
Legal					1
Utilities-Sewer & Line Maintenance	1	5	6	11	4
Parks		4		2	3
Planning					
Police	1	7	11	9	7
Public Works-Traffic		3	4	4	11
Road & Channel			2		
Utilities-Sanitation	1	12	19	7	
Streets		3	5	7	4
Utilities		2	13	3	24
Utilities-Waste Water (runoff water)					
Other	1	6			
TOTAL CLAIMS	5	45	63	46	58

<u>CURRENT CLAIM STATUS</u>	<u>FYE 15 TO DATE</u>	<u>FYE 14</u>	<u>FYE 13</u>	<u>FYE 12</u>
Claims Filed	45	63	46	58
Claims Open and Under Consideration	10	7	3	2
Claims Not Accepted Under Statute/Other	6	2	0	0
Claims Paid Administratively	10	14	13	22
Claims Paid Through Council Approval	5	15	11	12
Claims Resulting in a Lawsuit for FY14		2	1	1
Claims Barred by Statute (No Further Action Allowed)		21	18	20
Claims in Denied Status (Still Subject to Lawsuit)	14	2	0	1

UNIVERSITY NORTH PARK TIF

Invoices have gone out for the first University North Park Business Improvement District. These funds will be available to fund the maintenance of Legacy Park and Legacy Trail in FYE16.

MUNICIPAL COURT

8

**MUNICIPAL COURT
MONTHLY REPORT
MARCH - FY '15**

CASES FILED

	<u>MARCH</u>	<u>FY15</u>	<u>Y-T-D</u>	<u>MARCH</u>	<u>FY14</u>	<u>Y-T-D</u>
Traffic	1,224		12,847	1,755		12,012
Non-Traffic	299		3,419	414		3,343
SUB TOTAL	1,523		16,266	2,169		15,355
Parking	1,091		21,379	1,235		8,653
GRAND TOTAL	2,614		37,645	3,404		24,008

CASES DISPOSED

	<u>MARCH</u>	<u>FY15</u>	<u>Y-T-D</u>	<u>MARCH</u>	<u>FY14</u>	<u>Y-T-D</u>
Traffic	1,014		10,474	1,455		10,070
Non-Traffic	307		3,015	410		3,053
SUB TOTAL	1,321		13,489	1,865		13,123
Parking	1,009		9,872	1,022		7,048
GRAND TOTAL	2,330		23,361	2,887		20,171

REVENUE

	<u>MARCH</u>	<u>FY15</u>	<u>Y-T-D</u>	<u>MARCH</u>	<u>FY14</u>	<u>Y-T-D</u>
Traffic	122,725		1,337,603	158,162		1,086,393
Non-Traffic	45,138		426,309	57,373		422,770
SUB TOTAL	167,863		1,763,912	215,535		1,509,163
Parking	25,700		237,633	23,635		179,960
GRAND TOTAL	193,563		2,001,545	239,170		1,689,123

Juvenile Community Service Program


In March, 2015, juveniles provided 212 hours of community service worked through our Juvenile Community Service Program to various local, non-profit agencies. Of these hours, 16 hours valued at \$116.00, if paid at minimum wage, were devoted to City of Norman parks and other projects.

PARKS AND RECREATION 9


Park Planning Activities March 2015

Reaves Park Improvements:

Contractors started work to remove the old 10-row bleachers at the adult softball fields. Once removed, the concrete and surrounding area was cleaned and repaired as necessary to prepare for the construction of the new bleachers at the end of the month. Additional work will be done to make repairs to the smaller bleachers at the complex as the season gets under way.




Also, Street Maintenance crews worked with Park Maintenance to coordinate the repairs to the park road at the entry by the Kidspace Playground and along the route that passes by the Veterans Memorial/Festival Grounds/Arboretum area in the southwest corner of the park. The work was completed before the Medieval Fair the last weekend of this month.



Landscaping:

We hired contractors to plant trees in several locations as part of our citywide Neighborwoods, beautification and park improvement programs. New trees were planted in June Benson, Andrews, Summit Lakes and McGeorge Park Sites; while replacement trees will be planted in the Campus Corner area as weather permits to replace those that have died and been removed by Park Maintenance crews. Landscape improvements will also be made to the beautification islands along Miller Avenue.



Disc Golf Courses:

The new baskets for the Northeast Lions Park Disc Golf course were installed in March. All 18 holes and the practice baskets were replaced so that all would be the same style and age. Alternate location collars were placed on several holes to allow for better tournament play during the year. Also, the new baskets for the course at Colonial Estates Park were received in March, and will be installed in April.

Park Improvements:

The Tot Lot renovation project at Lions Park was completed, and the playground has been re-opened. The new area includes padded synthetic turf safety surfacing along with the new equipment. In the coming weeks, park maintenance crews will place the new benches in the play area—which arrived at our shop at the end of the month, along with park furniture for several other parks. The new park furniture is part of our continuing effort to maintain and improve our existing parks, as was recommended in the Park Master Plan.



The synthetic turf safety surfacing at the Andrews Park Tot Lot was installed in March. The final step for the project will be to plant new trees, finish grading the site, installing a new four foot fence, and installing sod in April.

Park Maintenance Staff has started the removal of the playground at Tulls Park. Staff is preparing the site for the installation of new playground equipment—which is scheduled to arrive and be installed in April.

The Castlerock Park playground upgrade project started in March. The contractor is installing new play equipment which will include new climbing components, slides, track glide, spring riders, a tot swing and a belt swing. Following the new equipment, new park furnishings will be placed in the park, and will include a new picnic table and park benches.

Trail Improvements:

We are obtaining quotes for multiple concrete trail repairs and additions in several parks as weather permits. New trail segments will be built in Walnut Ridge, Brookhaven Square, Eaglecliff and Eastwood Parks this spring; while repairs and surface upgrades will be made at existing parking lots and sidewalks/trails at other locations (Cherry Creek, Brookhaven, Lions Memorial and Oaktree South Parks, for example).

Park Backstops:

The baseball backstops at Brookhaven, Rotary, Tulls and Eaglecliff Parks were renovated in March, utilizing Park Development Funds made available via the 2012 Charter Amendment. The chain link was replaced and the frames were repaired and repainted at each site in anticipation of the increase in activity that comes with the onset of youth baseball and softball seasons. All park backstops, basketball courts, and soccer goals are being evaluated and repaired or replaced, as needed to help fulfill our top priority of maintenance of our existing parks.

Senior Citizens Center:

We met with Krittenbrink Architecture to review the plans for the ADA upgrades and other work at the Norman Senior Citizens Center. We will receive the revised plans in April. After that, we will advertise for general contractors to do the work this spring and summer to upgrade the restroom and downstairs classroom accessibility, repair any plaster and replace any floor, wall and ceiling finishes in the downstairs rooms. Additional work will be scheduled in the FYE2016 Budget to upgrade the upstairs floor finishes and the paint throughout the center.

MARCH 2015
RECREATION DIVISION
MONTHLY REPORT

Senior Citizens Center: The center celebrated St. Patrick's Day with a potluck breakfast of green eggs and ham, biscuits and green gravy and cinnamon rolls with green icing. There were 25 seniors who participated in the greenness. There were five rentals at the facility this month with 700 people participating. The annual Valentines Party and Dance was held on February 13th. The AARP Tax Aide program is winding down. They prepared taxes for 280 clients in March. They will continue tax preparations until April 9th.

Little Axe Community Center: There were two rentals at the facility this month with 80 in attendance. The Pioneer Library Service reported 233 units checked out through the Community Book Place located at the center. The center provided food to 268 adults and 185 children through their food distribution program. AARP conducted a Smart Driver course at the center with 6 participants.

12th Avenue Recreation Center: There were ten rentals at the center this month with 220 in attendance. The After School program continues with 27 active participants. All instructional programming finished their winter season and began the spring season this month. Classes continue in Jazzercise, Aikido, Kung Fu, Karate, Judo and Boot Camp. Registration began for Summer Camp with 29 campers registered to date. The center hosted the annual Trout Clinic. The Spring Adult Open Basketball League began this month with 19 teams participating

Irving Recreation Center: The center hosted a Spring Break Camp this month. There were 23 children participating in a variety of activities including games, arts and crafts, sports and recreational facilities and a field trip to the Warren Theater. Registration began for summer camp. Practice for Junior Jammer Volleyball began with games to begin in April. The Lil'Bit Football sports program began with 8 participants enrolled. This program is for children ages 3-5. There were ten facility rentals this month with 151 in attendance.

Whittier Recreation Center: The After School Program continued this month with 25 children enrolled from Jackson, Truman and Truman Primary Elementary Schools. The Junior Jammer Winter Basketball League ended play this month with 814 children on 90 teams. Junior Jammer Volleyball will begin in April with 135 children on 11 teams. The games will be played at Irving and Whittier Recreation Centers.

FACILITY ATTENDANCE:	Month	Year to Date
Senior Citizens Center (includes congregate meals)	2,708	13,625
Little Axe Community Center	1,905	14,936
12th Avenue Recreation Center	3,542	28,262
Irving Recreation Center	4,110	21,596
Whittier Recreation Center	4,605	18,568
Reaves Center	300	2700
Tennis Center	2,735	17,881

MARCH 2015 PARK MAINTENANCE DIVISION

Park Maintenance crews performed routine trash/leaf removal. Crews prepared Reaves Park for the annual Medieval Fair Festival

SAFETY REPORT	FYE-15MTD	FYE-15YTD		FYE-14MTD	FYE-14YTD
On-The-Job Injuries	2	3		1	5
Vehicle Accidents	2	6		0	6
Employee responsible	2	4		0	5
ROUTINE ACTIVITIES	Total Man Hours MONTH- TO-DATE	YEAR-TO- DATE		Total Man Hours MONTH- TO-DATE	YEAR-TO- DATE
Mowing	82.50	1189.25		0.00	1602.75
Trim Mowing	268.00	5149.50		0.00	5508.00
Chemical Spraying	51.50	534.00		44.00	406.50
Fertilization	12.00	12.00		0.00	0.00
Tree Planting	0.00	8.00		0.00	8.00
Tree & Stump Removal	44.00	1190.50		104.00	359.00
Tree Trimming/Limb Pick-Up	188.00	1048.00		182.00	3676.50
Restroom/Trash Maintenance	557.00	3760.00		421.00	2602.00
Play Equipment Maintenance	88.50	709.75		195.50	579.00
Sprinkler Maintenance	110.25	717.50		8.00	535.00
Watering	0.00	389.00		0.00	38.00
Grounds/Building Maintenance	114.50	952.75		12.00	414.00
Painting	0.00	205.00		0.00	64.00
Planning Design	0.00	0.00		0.00	0.00
Park Development	40.00	150.00		252.00	401.50
Special Projects	448.50	3679.00		901.00	2854.50
Nursery Maintenance	0.00	42.00		0.00	24.00
Flower/Shrub Bed Maintenance	80.00	607.50		120.00	933.00
Seeding/Sodding	0.00	44.00		0.00	0.00
Ballfield Maintenance/Marking	163.50	942.25		97.00	220.00
Fence Repairs	2.50	107.00		34.00	42.00
Equipment Repairs/Maintenance	239.25	1763.75		177.50	1585.75
Material Pick-Up	15.00	170.50		21.75	138.00
Miscellaneous	428.50	2933.75		317.25	1750.00
Shop Time	130.00	723.75		65.00	705.00
Snow/Ice Removal	156.00	489.50		276.75	722.25
Christmas Lights	0.00	2307.25		70.00	2541.00
Close to Home Fishing	0.00	1.25		0.00	0.00
Forestry	0.00	3.00		0.00	0.00
Graffiti Clean-Up	1.00	76.00		0.00	2.00

MARCH 2015
COMMUNITY SERVICE PROGRAM
MONTHLY REPORT

This program provides offenders opportunities to complete their court ordered community service hours in a supervised environment.

	Municipal Court				Outside Agency				Total			
	Clients		Hours		Clients		Hours		Clients		Hours	
	Month	Y-T-D	Month	Y-T-D	Month	Y-T-D	Month	Y-T-D	Month	Y-T-D	Month	Y-T-D
Animal Control		1		30.00		10		296.00		11		326.00
Building Maintenance												
City Clerk												
City Controller												
Compost Facility												
Code Enforcement												
Fleet Management												
Finance												
Firehouse Art Center												
Legal												
Municipal Court												
Park Maintenance						1		56.00		1		56.00
Personnel												
Police												
Recreation												
Sanitation												
Sewer & Water												
Westwood Golf												
Westwood Pool												
Print Shop												
Public Works												
Payroll												
Engineering												
Hourly Wage Value			\$7.25				\$7.25				\$7.25	
Value of hours Month												
Value of hours Y-T-D			\$217.50				\$2,552.00				\$2,769.50	

*clients and hours are counted in month in which total service hours are completed

WESTWOOD/NORMAN MUNICIPAL AUTHORITY 9A

MARCH 2015
WESTWOOD GOLF DIVISION
MONTHLY PROGRESS REPORT


SAFETY REPORT	FY 2015	FY 2015	FY 2014	FY 2014
	MTD	YTD	MTD	YTD
Injuries On The Job	0	1	0	0
City Vehicles Damaged	0	0	0	0
Vehicle Accidents Reviewed	0	0	0	0

FINANCIAL INFORMATION

	FY 2015	FY 2015	FY 2014	FY 2014
	MTD	YTD	MTD	YTD
Green Fees	\$40,536.34	\$339,384.52	\$37,227.09	\$347,922.61
Driving Range	\$9,155.30	\$65,743.76	\$8,257.32	\$68,724.57
Cart Rental	\$21,565.86	\$191,944.70	\$20,373.54	\$197,534.55
Restaurant	\$402.50	\$7,704.72	\$402.50	\$7,461.36
Insufficient Check Charge	\$0.00	\$75.00	\$0.00	\$0.00
Interest Earnings	\$8.85	\$146.57	\$42.38	-\$3,964.72
TOTAL INCOME	\$71,668.85	\$604,999.27	\$66,302.83	\$617,678.37
Expenditures	\$61,086.53	\$705,270.04	\$59,853.56	\$847,038.62
Income vs Expenditures	\$10,582.32	(\$100,270.77)	\$6,449.27	(\$229,360.25)
Rounds of Golf	2600	21496	2399	21938

Routine maintenance practices in March include:

March has us trying to finish up our winter projects. The last of the tee markers have been repaired and painted. Ball washers are completed and have been installed. All equipment for aerification is readied for greens aeration, the first week in April. Planting beds around the clubhouse and on the patio were cleaned and trimmed. Pre-season mower service is almost complete. Irrigation repairs were completed in a few locations. An irrigation head was installed in the middle of the practice putting green in order to reduce the man-hours required to hand water it. The range ball retrieving device has been rebuilt with heavier material for sturdiness. Six new large trash receptacles were manufactured by staff at considerable savings. Agronomically, we have completed the first application of pre-emergent herbicide over the entire golf course. All cool season grasses have been fertilized. Cool season tees were aerified. The greens have been fertilized in preparation for aerating. The driving range tee was fertilized. Post emergent herbicide is being applied as necessary. Four trees, donated by Charles Wadsack, were planted to frame the right side of the fairway on # 13. One larger tree was donated by Rusty Grissom and planted on the right side of # 11 fairway. By the end of the month the greens are mowed 4 times a week. Bunkers are raked 3 times a week. Fescue and ryegrass sites are mowed 3 times a week. Other trim mowing is done as needed.



MARCH 2015

Westwood Golf Course Division Monthly Progress Report

ACTIVITY	MARCH FY'15	MARCH FY'14
Regular Green Fees	530	458
Senior Green Fees	166	188
Junior Fees	160	140
School Fees (high school golf team players)	79	64
Advanced Fees (high school golf team pre-pay)	0	0
Annual Fees (Regular, Senior & Junior Members)	265	245
Employee Comp Rounds	270	227
Golf Passport Rounds	0	
9-Hole Green Fee	80	102
2:00 Fees	90	80
4:00 Fees	183	184
6:00 Fees	0	6
PGA Comp Rounds	3	4
*Rainchecks (not counted in total round count)	28	17
Misc Promo Fees (birthday fees, players cards, OU student fees, Military player pass)	768	696
Green Fee Adjustments (fee difference on rainchecks)	6	5
Total Rounds (*not included in total round count)	2600	2399
% change from FY '14	8.38%	
Range Tokens	2870	2457
% change from FY '14	16.81%	
18 - Hole Carts	126	108
9 - Hole Carts	58	49
1/2 / 18 - Hole Carts	919	874
1/2 / 9 - Hole Carts	162	200
Total Carts	1265	1231
% change from FY '14	2.76%	
18 - Hole Trail Fees	1	4
9 - Hole Trail Fees	0	2
18 - Hole Senior Trail Fees	2	4
9 - Hole Senior Trail Fees	4	1
Total Trail Fees	7	11
% change from FY '14	0.00%	
TOTAL REVENUE	\$71,668.85	\$66,302.83
% change from FY '14	8.09%	

MARCH 2015
WESTWOOD POOL
MONTHLY REPORT

Westwood Pool will open for the season May 23rd.

FINANCIAL INFORMATION

	FY2015 MTD	FY2015 YTD	FY2014 MTD	FY2014 YTD
Admission Fees	\$0.00	\$37,693.00		\$41,150.90
Waterslide Fees	\$0.00	\$11,360.00		\$8,568.50
Swim Lesson Fees	\$0.00	\$5,138.00		\$5,960.50
Pool/Slide Rental	\$0.00	\$9,900.00		\$6,200.00
Locker Fees	\$0.00	\$46.00		\$41.00
Concessions	\$0.00	\$1,962.25		\$2,580.00
TOTAL INCOME	\$0.00	\$66,099.25		\$64,500.90
Expenditures	\$2,044.67	\$117,794.79	1,547.33	\$120,568.65
Income verses Expenditures	(\$2,044.67)	(\$51,695.54)	(1,547.33)	(\$56,067.75)

ATTENDANCE INFORMATION

	FY 2015 Month to Date	FY 2015 Season to Date (May-Jul 14)	FY 2014 Month to Date	FY 2014 Season to Date (May-Jul 13)
a. swim tags		5811	0	4827
b. pool admission		10381	0	13680
c. slide admission- (not inc. in total)	0	9014	0	7589
d. group admission	0	2314	0	3108
e. noon admission		73	0	56
f. evening admission		2411	0	2118
g. evening tags		2051	0	994
TOTAL ATTENDANCE	0	23041	0	24783

PLANNING AND COMMUNITY DEVELOPMENT 10

ADMINISTRATION, CURRENT PLANNING, GIS 10A

PLANNING DEPARTMENT ACTIVITY
March 2015

ADMINISTRATIVE DIVISION

Center City Vision Plan (CCV)

The Form Based Code is still under development for the Center City project. Staff is working with the consultant on comments and questions. The Institute for Quality Communities (IQC) at OU hosted a workshop on March 9th with developers in the area to provide examples of how the Form Based Code will allow development on properties. Graduate Planning students at OU prepared the examples for the workshop.

Greenbelt Commission

There were no GES submitted for the March 16th meeting and no meeting was held.

The next meeting is April 20, 2015.

Miscellaneous

	2014 Mar	April	May	June	July	Aug	Sept	Oct	Nov	Dec	2015 Jan	Feb	Mar
Walk-Ins	71	56	72	70	31	57	48	30	43	53	51	54	69
Email Contacts	276	239	264	347	249	312	281	300	350	354		280	315
Lot Line Adjustments	1	4	2	4	2	2	1	1	1	7	1	3	3
Landscape Maint. & Replacement Bonds	3	-	1	3	2	1	3	4	3	3	2	-	-
Board of Adjustment Variance Appl.	1	2	1	2	3	5	2	1	0	6	2	2	2
Legal Notices Sent	31	27	18	60	124	174	100	16	16	129	28	99	67
Planning Commission Applications Rec'd	2	2	6	2	2	1	6	3	8	1	2	3	1
Legal Notices Sent	58	43	252	229	46	16	105	99	179	0	18	73	38
Pre-Development Meeting Appl. Rec'd	1	4	2	4	0	7	5	3	4	1	2	3	2
Notices Sent	20	95	204	277	0	142	100	130	97	24	15	56	74

CURRENT PLANNING DIVISION**Planning Commission – number of applications received**

	2014 Mar	April	May	June	July	Aug	Sept	Oct	Nov	Dec	2015 Jan	Feb	Mar
Ordinance Amendments									1			1	
NORMAN 2025 Land Use Plan Amendments		2	4		1		4	2	4			3	
Rezoning Requests	2	2	5	2	2	1	6	3	7		1	3	1
Utility Easement/Road Closures			1					1	2		1		
Preliminary Plats		2	2		2	1	5	3	4	1		6	
Rural Certificates of Survey	1					3	1		2				
Short Form Plats	1		1		1		1	2					
Site Plan Amendments	1												
Certificate of Plat Correction													

During March, two applications for Pre-Development were received.

During March, submittals for the April 9, 2015 Planning Commission meeting included one special use application. One special use application for a fuel station was carried forward from the February agenda.

The Planning Commission met in Regular Session on March 12 and approved two preliminary plats, two projects which included NORMAN 2025 amendments, rezoning, and preliminary plats, and one amendment to the Sign Code. One special use for an automotive service station (gas station), and one project including a NORMAN 2025 amendment and rezoning were postponed to the April meeting. One set of minutes was prepared for the Planning Commission Regular Meeting.

During the month of March, 53 commercial building applications were submitted for review. Of those applications submitted for review, Current Planning staff reviewed and approved 10. (Of the 53 applications submitted for review, 25 were for multi-family/apartment developments.)

Board of Adjustment

The Board of Adjustment met in Regular Session on March 25, 2015 with two variance applications and one application for a special exception on the agenda. One variance was denied, one variance was approved, and the special exception was approved.

The next regular meeting is scheduled for April 22, 2015.

GEOGRAPHICAL INFORMATION SYSTEM (GIS) DIVISION

The Sanborn Mapping Company completed flying both the Lidar and the aerial photography for the remaining communities after the snow of early March. Sanborn has started processing data and preparing pilot areas for evaluation. This project will update the City's base map to reflect new construction and any other changes on the ground which have occurred since the last base map update was completed. The deliverable products will be color aerial photography, an update of the planimetric (structures, paving, etc.) base map, and updated contours of the entire city. This is standard maintenance of the GIS database. This information is used for many purposes throughout the city, including: permitting, storm water planning, utility management, and public safety. Almost every development project, both public and private, starts with a map. The availability of recent, accurate, and complete mapping facilitates the effective management of the City's resources. ACOG communities participating in the project this year include: Norman, Edmond, Choctaw, Del City, Midwest City, Moore, Yukon, and Oklahoma County.

Staff continued developing internal web services to allow users to access GIS data with a focus on allowing users to redline maps in the field and a new historic district radius map. Staff is working with parks to develop a GPS program to collect park assets in the field. Staff is also working with Line Maintenance to improve their reporting of information stored in the Cityworks system. Staff has begun working on the Annual Development Report and it should be complete in April. Staff began preparing maps for the briefing book to be provided the Urban Land Institute to assist them in evaluating the Griffin Memorial Hospital site.

In addition to the daily activities of updating the GIS database layers, which include zoning, parcels, and utilities, GIS staff filled 82 requests for service that resulted in the production of 85 mapping products and reports. The GIS division did work for 9 of the City's Departments during the month of March, as well as providing information for and staffing of City Council and Planning Commission meetings.

DEVELOPMENT SERVICE

10B

DEVELOPMENT SERVICES DIVISION

Commercial and Multi-Family Certificate of Occupancies (CO's) and Certificate of Completions (CC's) Issued:

New Construction CO's

ADDRESS	DESCRIPTION	VALUATION	WARD
309 E. Main St.	Visit Norman-New Carport	\$3,000	4
3201 Broce Dr.	Communication Tower	\$3,000	8

Additions and Alteration CO's

ADDRESS	DESCRIPTION	VALUATION	WARD
909 26 th Ave. NW	Jackson Medical Office Landlord Improvements	\$60,000	2
3720 W. Robinson St. 127	Landlord Improvements	\$20,000	3
2000 168 th Ave. NE	Little Axe Public Schools Gym Entry Addition	\$1,500,555	5
1115 College Ave.	Alpha Chi Omega Sophit Repair	\$125,000	7
1400 12 th Ave. SE Suite 342	Landrun Grill	\$100,000	7
1301 Da Vinci St.	City of Norman Fleet	\$20,000	8
1200 W. Rock Creek Rd.-C	Norman Industrial Complex Office Remodel	\$85,995	8

Brown Bag Lunch

On March 12, 2015 Development Services Staff and Terry Floyd, Development Coordinator met with BASCO members during a brown bag lunch. BASCO Government Affairs Committee Chair Trey Bates along with several BASCO members attended the lunch. Discussion topics included the "Customer Satisfaction Survey for Residential Permits" and the best methods of disbursement of the survey along with how often the survey should be distributed. It was decided the survey should be distributed twice per year. Discussion also included a brief review of the methods available to request inspections via the On-Line Inspection System and the Automated Phone Line Systems. It was decided a second training session would be beneficial to allow BASCO members the opportunity to re-visit the variety of options available through the On-Line Inspection System and the Automated Phone Line System.

License Renewals

The Trade Contractors (Electrical, Mechanical and Plumbing) as well as Sign and Structure Moving Contractors renewed their City of Norman licenses during March. Of the 1,042 License Renewal Notices mailed on February 20, 2015, 683 licenses were renewed by the due date of March 31, 2015 totaling \$31,150. During this same time-frame, 29 new licenses were issued totaling \$2,900. The renewal process allows staff to confirm the Contractor's license is current and active in the State of Oklahoma through the Oklahoma Construction Industries Board ensuring all licensed Trade Contractors

conducting work in the City of Norman meet the specified requirements. Additionally, the license renewal period allows staff the opportunity to obtain and update the Trade Contractor's contact information including physical addresses, e-mail addresses, phone numbers and more.

Mobile Field Inspection System

During March, 1,798 inspection results were entered using the Mobile Field Inspection (MFI) System. These inspection results were available on-line and through the Automated Phone Line System almost immediately as the inspections were conducted throughout the workday beginning as early as 8:15AM. Inspection Records were printed on-site as needed. The dates below also include a modest number of inspection results conducted and resulted during the weekend. These inspection requests were completed on Saturday's to accommodate citizen's schedules and the heavy workload.

	March 2-7	March 9-14	March 16-21	March 23-28	March 30-31
MFI Inspection Results	377	413	344	447	217

Storm Shelter Permits

Storm shelter activity increased during March with 129 storm shelter permits issued. Staff makes every effort to provide the best customer service by scheduling and coordinating the storm shelter inspections, particularly the storm shelters inside the garage that require the homeowner to be on-site for the inspection. The Building Inspectors meet homeowners on-site as needed to accommodate their storm shelter inspections.


March 2-6	March 9-13	March 16-20	March 23-27	March 30-31
26	18	37	31	17

ON-LINE INSPECTION SERVICES

On-line Payments

To date 1,349 payments have been made on-line totaling \$136,250.84. This includes 86 payments in March totaling \$7,384.00.

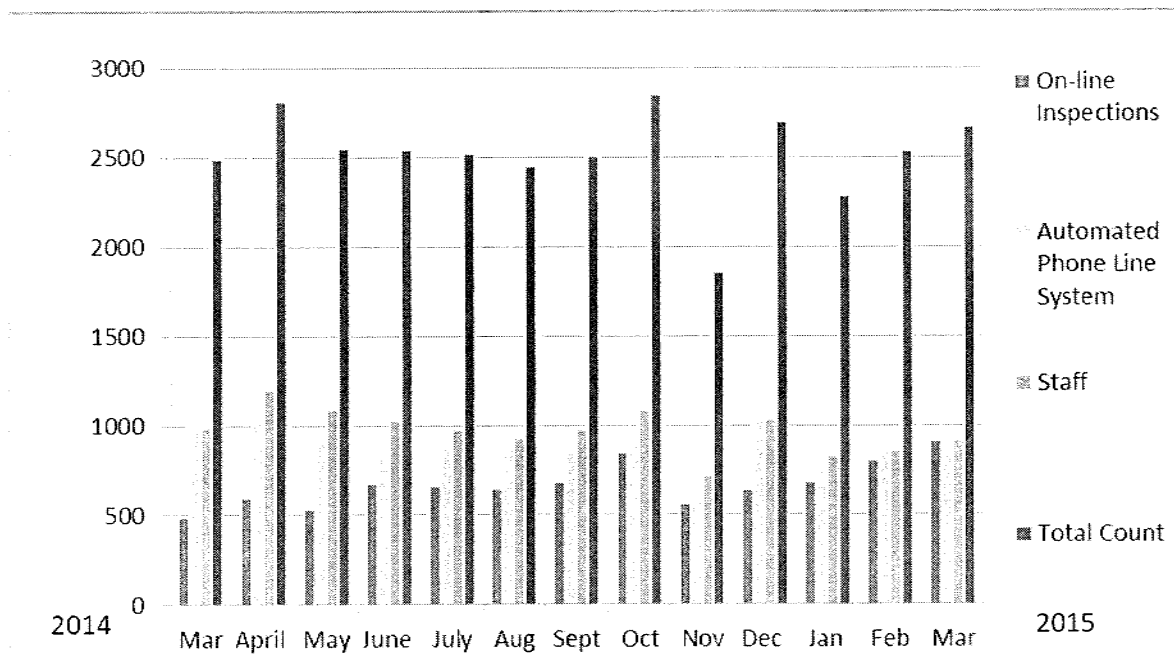
On-Line Payments



- Trade Permit Fee (Elec, Mech, and Plmb)
- Re-inspection Fees
- Sign
- Temporary Certificate of Occupancy (TCO) Fees
- Garage Sale
- After Hours Inspection
- House Moving Permit
- Residential Permits
- Storm Shelter Permit
- Commercial Building Permit
- Plan Review Fee

Inspection Requests

During March, 911 inspection requests were made on-line. The graph below indicates the inspection requests received during the last twelve months on-line, through the automated phone line system and the permit staff. The staff scheduled inspection requests include phone and in-person requests as well as administrative items.



Construction Activity

The value of all construction activity permitted in MARCH of 2015 totaled \$14,906,149, down from \$21,469,821 for the same month last year. A total of 242 permits were issued in MARCH of 2015 compared to 389 in MARCH of 2014. The lower number of permits is primarily due to storm shelters. The lower value is due primarily to multi-family residential and commercial permit values.

Total new residential permitting activity in MARCH 2015 was valued at \$10,123,391 compared to \$16,728,288 in MARCH 2014. New single-family detached residential construction in MARCH 2015 represented 29 new homes with an average value of \$278,718, compared with 43 new homes in MARCH 2014 with an average value of \$223,853. There were no attached single family permits. There were no new mobile homes in MARCH 2015 compared to 1 in MARCH 2014 valued at \$33,500. There were 2 duplex units in MARCH 2015 valued at \$300,000 compared to 2 in MARCH 2014 valued at \$200,000. There was 1 multi-family permit (27 units) in MARCH 2015 valued at \$1,740,581 compared to 9 multi-family permits (106 units) in MARCH 2014 valued at \$6,869,099.

Residential addition/alterations, storm shelters, swimming pools, storage buildings and other miscellaneous residential permits in MARCH 2015 numbered 167 valued at \$1,590,922 compared to 322 permits valued at \$2,330,347 for MARCH 2014. The average value in MARCH 2015 was \$9,526 compared to \$7,237 in MARCH 2014. The number of permits and value was higher in MARCH 2014 primarily due to more storm shelter permits.

New commercial construction permits in MARCH of 2015 totaled 28 with a value of \$1,920,675 with average value of \$68,596 compared to 6 permits valued at \$1,821,686 for MARCH 2014 with average value of \$303,614. The number was greater in MARCH 2015 due to 21 carports and 1 pool constructed at Windsor Apartments, 3700 W Tecumseh Rd. The total value of permits in both years was about the same however the average value was lower in MARCH 2015 because of the lower individual costs of the carports and pool.

Commercial Addition/Alteration permits in MARCH of 2015 totaled 15 with a value of \$1,271,161 compared to 6 permits valued at \$589,500 for MARCH 2014. The most significant difference in number of permits and value is primarily due to the remodel of units at Sooner Fashion Mall, 1100 West Main and 600 Ed Noble Parkway valued at a total of \$914,000 in MARCH 2015.

Construction Activity Summary for March 2015

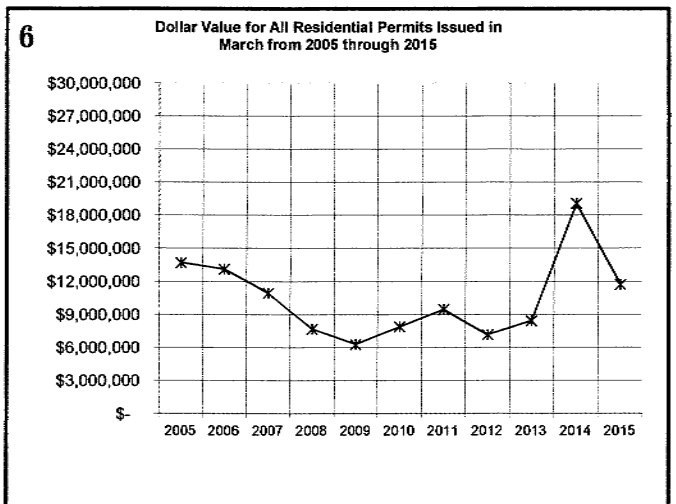
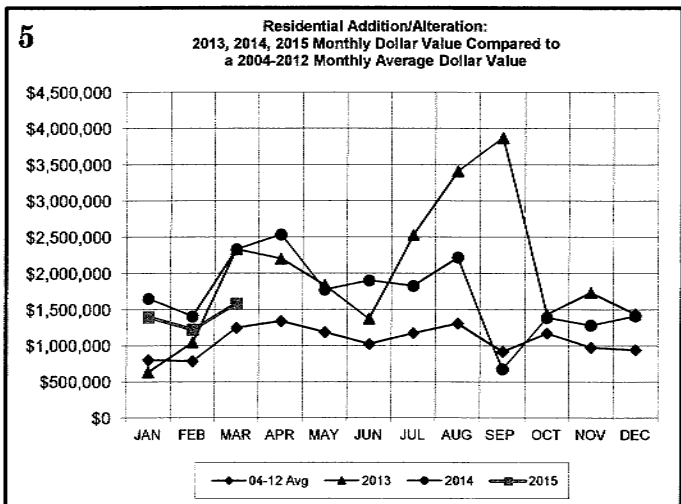
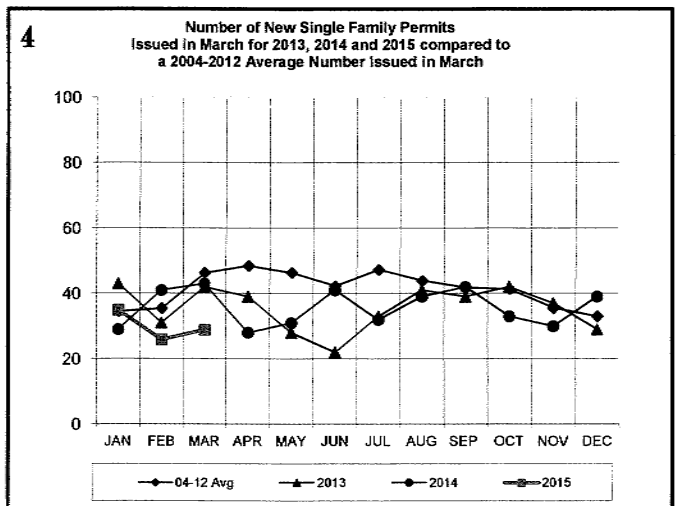
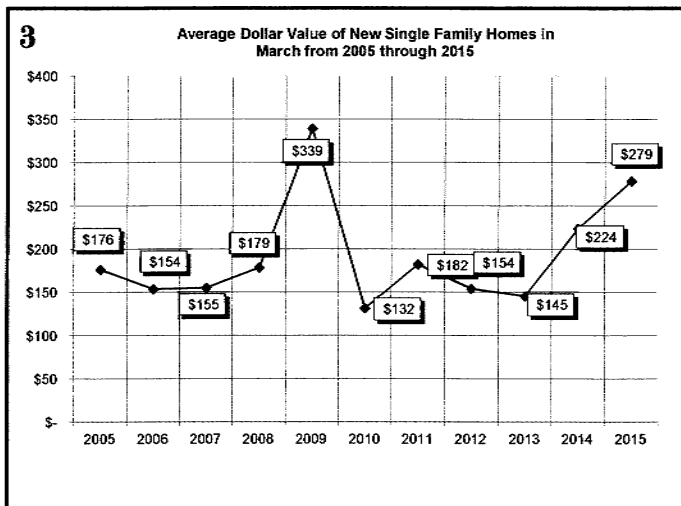
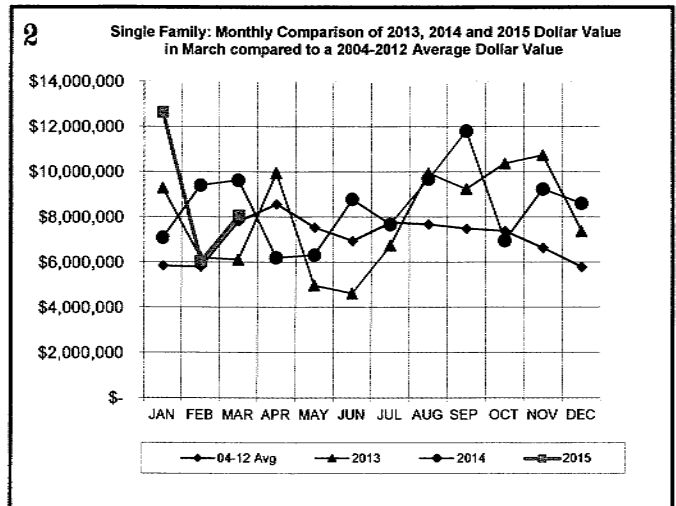
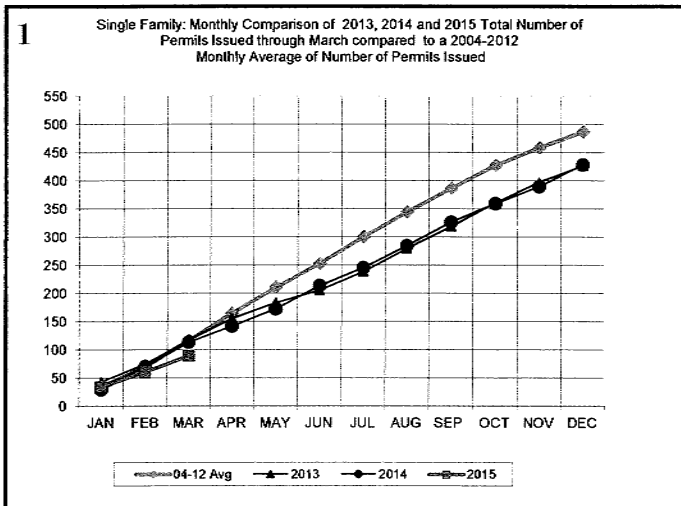
Permit Type	No. of Permits		No. of Units		Const. Value		Average Value	
New Residential (sing fam, mob homes, dupl)		31		31	\$	8,382,810	\$	270,413
New Multi-Family		1		27	\$	1,740,581	\$	-
New Non-Residential		28		N/A	\$	1,920,675	\$	68,596
Add/Alter Residential (All)		167		N/A	\$	1,590,922	\$	9,526
Add/Alter Non-Residential		15		N/A	\$	1,271,161	\$	84,744
Total Construction Permits/Value		242		58	\$	14,906,149		
Detailed Permit Activity	Calendar Year 2015			Calendar Year 2014			2014	
Residential Activity	March	YTD		March	YTD		Total Year	
Single Family Permits	29	90		43	113		428	
<i>Total Construction Value</i>	\$ 8,082,810	\$ 26,807,883		\$ 9,625,689	\$ 26,110,304		\$ 101,310,535	
<i>Avg Construction Value</i>	\$ 278,718	\$ 297,865.37		\$ 223,853	\$ 231,065		\$ 236,707	
Single Family Attached Permits	0	0		0	0		0	
<i>Total Construction Value</i>	\$ -	\$ -		\$ -	\$ -		\$ -	
<i>Avg Construction Value</i>	\$ -	\$ -		\$ -	\$ -		\$ -	
New Mobile Home Permits	0	0		1	3		11	
<i>Total Construction Value</i>	\$ -	\$ -		\$ 33,500	\$ 68,400		\$ 656,700	
Duplex Permits	2	8		2	5		11	
<i>Number of Units</i>	2	8		2	5		11	
<i>Total Construction Value</i>	\$ 300,000	\$ 1,550,000		\$ 200,000	\$ 695,000		\$ 1,681,160	
<i>Avg Construction Value per Unit</i>	\$ 150,000	\$ 193,750		\$ 100,000	\$ 139,000		\$ 152,833	
Multi-Family Permits	1	90		9	9		152	
<i>Number of Units</i>	27	229		106	106		716	
<i>Total Construction Value</i>	\$ 1,740,581	\$ 25,687,431		\$ 6,869,099	\$ 6,869,099		\$ 65,797,893	
<i>Avg Construction Value per Unit</i>	\$ 64,466	\$ 112,172		\$ -	\$ -		\$ 91,896	
New Residential Units	58	327		152	227		1166	
New Residential Value	\$ 10,123,391	\$ 54,045,314		\$ 16,728,288	\$ 33,742,803		\$ 169,446,288	
<i>Residential Demo Permits</i>	2	10		3	8		35	
<i>Residential Demo Units</i>	-1	-6		-1	-6		-26	
Net Residential Units	57	321		151	221		1140	
Addition/Alteration Permits**	14	31		17	44		192	
Other Permits***	153	328		305	724		1794	
<i>Total Construction Value****</i>	\$ 1,590,922	\$ 4,219,569		\$ 2,330,347	\$ 5,383,958		\$ 20,390,283	
<i>Avg Construction Value</i>	\$ 9,526	\$ 11,754		\$ 7,237	\$ 7,010		\$ 10,267	
Residential Permits	199	547		377	898		2588	
Residential Value	\$ 11,714,313	\$ 58,264,883		\$ 19,058,635	\$ 39,126,761		\$ 189,836,571	
Commercial Activity								
Commercial Permits	28	49		6	22		98	
<i>Total Construction Value</i>	\$ 1,920,675	\$ 7,314,085		\$ 1,821,686	\$ 9,986,326		\$ 49,214,864	
<i>Avg Construction Value</i>	\$ 68,596	\$ 149,267		\$ 303,614	\$ 453,924		\$ 502,192	
Addition/Alteration Permits	15	31		6	38		186	
<i>Total Construction Value</i>	\$ 1,271,161	\$ 3,040,964		\$ 589,500	\$ 3,998,000		\$ 39,150,333	
<i>Avg Construction Value</i>	\$ 84,744	\$ 98,096		\$ 98,250	\$ 105,211		\$ 210,486	
Non-Residential Value	3,191,836	10,355,049		2,411,186	13,984,326		88,365,197	
Non-Residential Permits	43	80		12	60		284	
Total Construction Value	\$ 14,906,149	\$ 68,619,932		\$ 21,469,821	\$ 53,111,087		\$ 278,201,768	
Total Construction Permits	242	627		389	958		2872	
Other Permits								
Electrical Permits	146	405		129	345		1,503	
Heat/Air/Refrigeration Permits	196	453		120	354		1,525	
Plumbing & Gas Permits	141	478		147	417		1,888	
Foundation Permits	0	0		9	21		87	
Temp Tents/Construction Trailers	1	4		4	4		32	
Demo Permits (Residential)	2	10		3	8		35	
Demo Permits (Commercial)	3	8		3	9		31	
House Moving Permits	5	7		4	7		36	
Sign Permits	15	44		23	23		264	
Water Well Permits	4	8		4	6		40	
Garage Sale Permits	110	143		113	176		2,038	
Swimming Pool Permits	7	18		8	20		74	
Storage Building Permits	6	18		14	33		126	
Carports	1	2		0	3		20	
Storm Shelter Permits	129	270		272	653		1,461	
Residential Paving	10	20		11	15		113	
Additional Division Activity								
Miscellaneous/PODS/ROLOFS	7	24		8	31		138	
Lot Line Adjustments	4	6		1	5		23	
Certificates of Occupancy	124	331		203	486		1,913	
All Field Inspections	2,677	7,519		2,518	6,490		29,313	

**Count includes: Add/Alt, Fire Rpr, Reprmt
Mobile Homes & Multi-family Add/Alt.

***Count includes: Pools, Storage Bldgs,
Carports, Residential Paving, Storm Shelters.

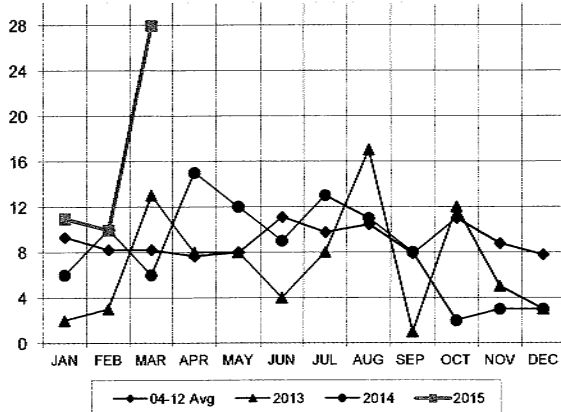
****Total Construction Value includes these
permits listed above.

MARCH 2015 CONSTRUCTION REPORT

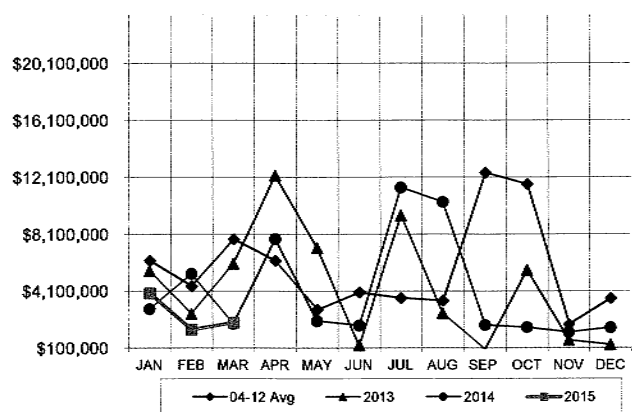


MARCH 2015 CONSTRUCTION REPORT

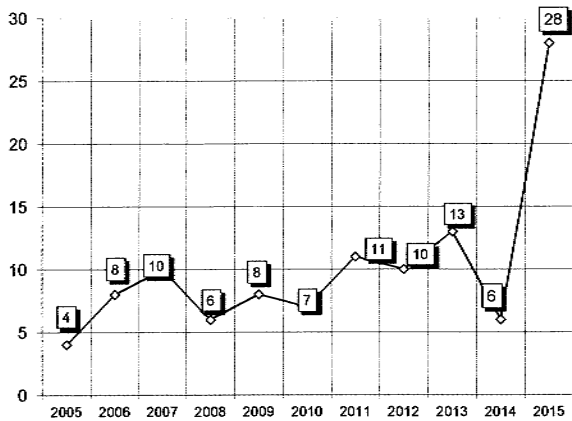
7 New Commercial, Industrial, Institutional and Office:
2013, 2014 and 2015 Number of Permits in March Compared to
a 2004-2012 Average Number Issued in March



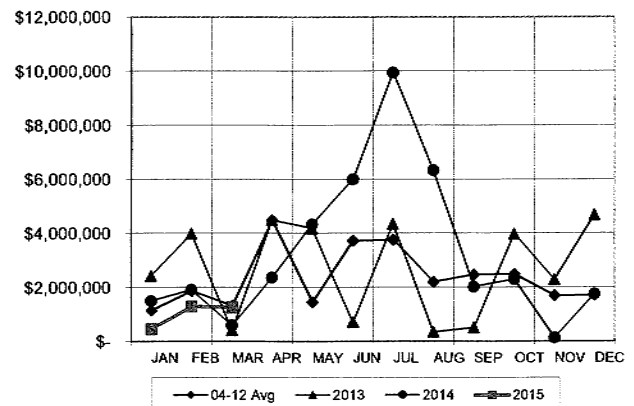
8 New Commercial, Industrial, Institutional and Office: Monthly
Comparison of Dollar Value for 2013, 2014 and 2015 in March compared
to a 2004-2012 Average Valuation in March



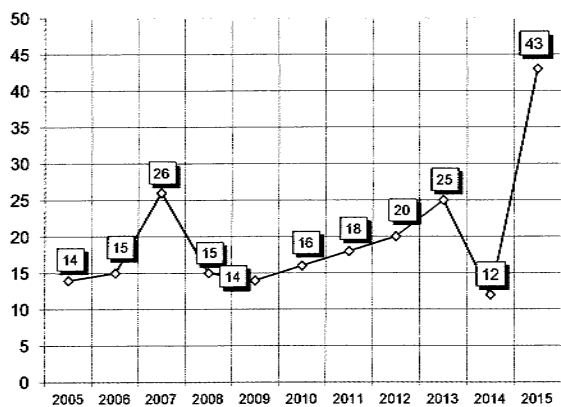
9 New Commercial, Industrial, Institutional and Office: Number of Permits
Issued in March from 2005 through 2015



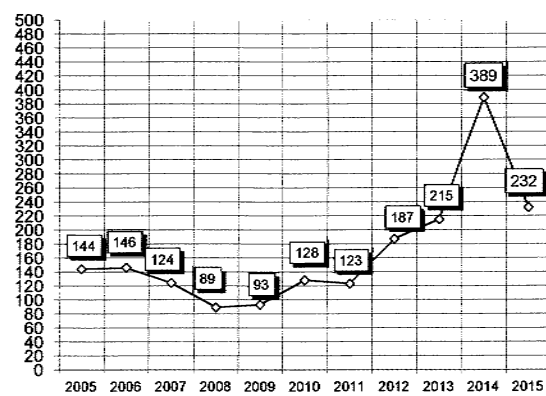
10 Commercial, Industrial, Institutional and Office Addition/Alterations:
Monthly Comparison of 2013, 2014 and 2015 Dollar Value in March
compared to a 2004-2012 Average Dollar Value



11 New and Addition/Alteration Commercial, Industrial, Institutional and
Office Permits Issued in March from 2005 through 2015



12 New and Addition/Alteration Residential; New and Addition/Alteration
Commercial, Industrial, Institutional and Office: Number of Permits
Issued in March from 2005 through 2015



City of Norman
BUILDING PERMITS AND INSPECTIONS

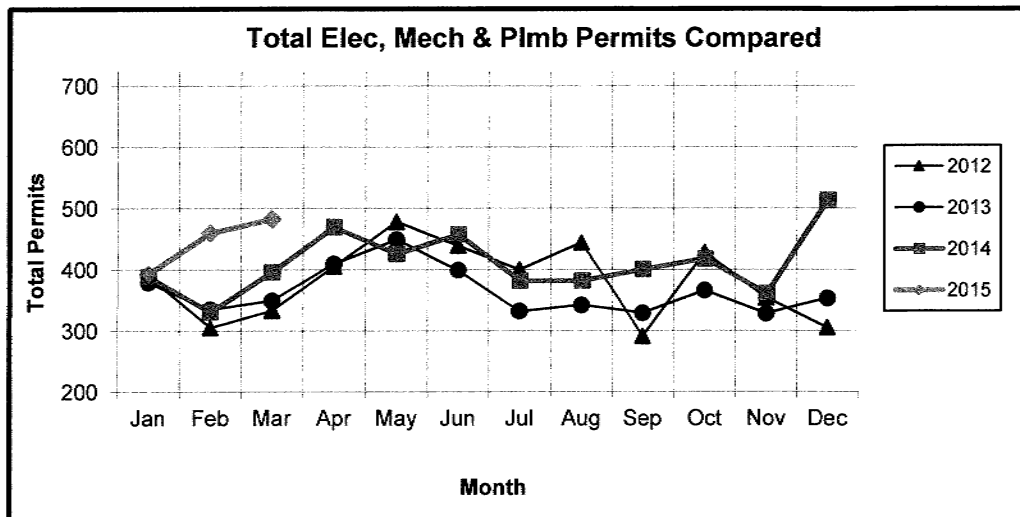
TRADE PERMITS & GARAGE SALES
Sorted by Permit Type

2012	Jan	Feb	Mar	Apr	May	Jun	Jul	Aug	Sep	Oct	Nov	Dec	Total
ELECTRICAL (ELEC)	100	92	113	128	133	133	115	142	81	113	81	96	1327
HVAC (MECH)	137	109	100	129	168	175	158	161	95	116	137	122	1607
PLUMBING (PLBG)	153	104	120	148	177	131	127	141	115	199	136	87	1638
GARAGE SALE (GARA)	32	36	25	236	437	356	146	155	203	208	150	27	2011
HOUSE MOVING (MOVE)	3	1	2	3	2	6	6	9	5	3	4	2	46
DEMOLITION (BDEM)	6	5	3	10	4	2	2	5	5	9	1	4	56
SIGN (SIGN)	22	16	25	12	19	19	36	36	15	19	18	21	258
ELEC + MECH + PLBG	390	305	333	405	478	439	400	444	291	428	354	305	4572
Total	453	363	388	666	940	822	590	649	519	667	527	359	6943

2013	Jan	Feb	Mar	Apr	May	Jun	Jul	Aug	Sep	Oct	Nov	Dec	Total
ELECTRICAL (ELEC)	128	100	114	117	103	117	95	111	114	107	101	114	1321
HVAC (MECH)	102	99	119	138	185	163	156	128	101	123	95	103	1512
PLUMBING (PLBG)	149	136	116	154	161	119	81	103	114	136	132	136	1537
GARAGE SALE (GARA)	22	18	86	273	290	365	282	183	170	253	97	10	2049
HOUSE MOVING (MOVE)	2	0	3	0	5	8	9	5	5	0	0	2	44
DEMOLITION (BDEM)	6	2	10	4	5	9	1	13	2	3	4	3	62
SIGN (SIGN)	23	26	48	34	17	23	36	32	14	23	13	11	300
ELEC + MECH + PLBG	379	335	349	409	449	399	332	342	329	366	328	353	4370
Total	432	381	496	720	766	804	660	575	520	650	442	379	6825

2014	Jan	Feb	Mar	Apr	May	Jun	Jul	Aug	Sep	Oct	Nov	Dec	Total
ELECTRICAL (ELEC)	123	93	129	152	124	148	107	137	133	126	95	136	1503
HVAC (MECH)	124	110	120	121	157	178	136	114	121	124	113	107	1525
PLUMBING (PLBG)	142	128	147	197	145	132	139	131	147	168	153	259	1888
GARAGE SALE (GARA)	32	31	113	213	338	357	205	177	225	266	69	12	2038
HOUSE MOVING (MOVE)	2	1	4	4	1	5	2	7	1	0	3	6	36
DEMOLITION (BDEM)	1	10	4	8	6	6	5	102	2	3	2	6	155
SIGN (SIGN)	27	28	23	28	14	19	15	27	22	38	22	11	274
ELEC + MECH + PLBG	389	331	396	470	426	458	382	382	401	418	361	514	4928
Total	451	401	540	723	785	845	609	695	651	725	457	537	7419

2015	Jan	Feb	Mar	Apr	May	Jun	Jul	Aug	Sep	Oct	Nov	Dec	Total
ELECTRICAL (ELEC)	109	150	146	0	0	0	0	0	0	0	0	0	405
HVAC (MECH)	134	123	196	0	0	0	0	0	0	0	0	0	453
PLUMBING (PLBG)	150	187	141	0	0	0	0	0	0	0	0	0	478
GARAGE SALE (GARA)	9	24	110	0	0	0	0	0	0	0	0	0	143
HOUSE MOVING (MOVE)	1	1	5	0	0	0	0	0	0	0	0	0	7
DEMOLITION (BDEM)	5	8	5	0	0	0	0	0	0	0	0	0	18
SIGN (SIGN)	10	19	15	0	0	0	0	0	0	0	0	0	44
ELEC + MECH + PLBG	393	460	483	0	0	0	0	0	0	0	0	0	1336
Total	418	512	618	0	0	0	0	0	0	0	0	0	1548



Permit Type	Contractor	Permit #	Issued	Street #	Direction	Street Name	Street Type	Lot	Block	Subdivision	Zoning	Valuation	Area
COMMERCIAL AD/ALT-2	BRENT SWIFT DESIGN BUILD	108	03/02/15	108	E	TOWN OF NORMAN	PKY	7	3	NORMAN PERSONAL TOWNSHIP	C3	\$ 135,000	1,910
COMMERCIAL AD/ALT-2	CAPITOL CONSTRUCTION CO. INC	489	03/02/15	600	W	EDNOLLE	PKY	1	1	PARKWAY PLAZA ADD	C1	\$ 150,000	1,800
COMMERCIAL AD/ALT-2	RED SUN CONSTRUCTION LLC	674	03/02/15	1100	W	MAIN	ST	1	1	STEEPS ADD	C2	\$ 250,000	24,000
COMMERCIAL AD/ALT-2	COMACHE CONSTRUCTION LLC	734	03/01/15	3211	W	MAIN	ST	1	1	SCORER FASHION MALL	C2	\$ 100,000	2,800
COMMERCIAL AD/ALT-2	COPELAND CONSTRUCTION, INC.	810	03/09/15	222	E	EUFULA	ST	12	11	NORMAN ORIGINAL TOWNSHIP	C3	\$ 4,661	80
COMMERCIAL AD/ALT-2	CAVINS ROOFING & REMODELING	830	03/13/15	550	NW	24TH	AVE	1	1	TWENTY-FOURTH AVE OFFICE I	C3	\$ 50,000	712
COMMERCIAL AD/ALT-2	COMPANGNI ANTHONY	872	03/19/15	105	W	MAIN	ST	1	66	NORMAN ORIGINAL TOWNSHIP	C3	\$ 15,000	750
COMMERCIAL AD/ALT-2	KELSO CONSTRUCTION	873	03/20/15	402	W	MAIN	ST	1	86	NORMAN ORIGINAL TOWNSHIP	C2	\$ 30,000	700
COMMERCIAL AD/ALT-2	BOOKER JIM CONSTRUCTION	967	03/27/15	3221	NW	30TH	AVE	1	1	SOONER FASHION MALL	C2	\$ 14,000	3,200
COMMERCIAL AD/ALT-2	EASTEX TOWER INC.	968	03/16/15	2497	NE	8TH	AVE	17	2W	MASTERCRAFT PROPERTIES	I1	\$ 60,000	5
COMMERCIAL AD/ALT-2	BARNEY & SONS CONSTRUCTION	1058	03/16/15	106	W	MAIN	ST	30	67	NORMAN ORIGINAL TOWNSHIP	A2	\$ 2,500	200
COMMERCIAL AD/ALT-2	TORCOM CONSTRUCTION LLC	1263	03/23/15	3335	W	MAIN	ST	1	1	SOONER FASHION MALL	C2	\$ 10,000	100
COMMERCIAL AD/ALT-2	LAKEVIEW CONSTRUCTION LLC	5404	03/02/15	3237	W	MAIN	ST	1	1	SOONER FASHION MALL	C2	\$ 150,000	5,122
COMMERCIAL AD/ALT-2	ARMSTRONG HOMES	386	03/25/15	3240	W	DESKIN	DR	6	1	NORTHBRIDGE IND #7	C1	\$ 50,000	1,329
COMMERCIAL AD/ALT-2	SUN CONSTRUCTION SERVICES	504	03/27/15	1832	W	MAIN	ST	1	1	ANA ADD	C1	\$ 50,000	1,500
COMMERCIAL AD/ALT-2	SUN SHEDS INC.	5445	03/13/15	2500	W	BOARDWALK	ST	8	19	WESTPORT PROFESSIONAL PA	C1	\$ 475,000	3,461
COMMERCIAL NEW CONSTRUCTION-2	TOTAL ROOFING SOLUTIONS&COI	683	03/01/15	3700	W	TECUMSEH	RD	15	3W	WINDSOR ADDITION	PUD	\$ 119,880	1,856
COMMERCIAL NEW CONSTRUCTION-2	N.E. CONSTRUCTION, LLP	6852	03/04/15	3700	W	TECUMSEH	RD	15	3W	WINDSOR ADDITION	PUD	\$ 3,585	316
COMMERCIAL NEW CONSTRUCTION-2	N.E. CONSTRUCTION, LLP	6853	03/04/15	3700	W	TECUMSEH	RD	15	3W	WINDSOR ADDITION	PUD	\$ 30,000	2,316
COMMERCIAL NEW CONSTRUCTION-2	N.E. CONSTRUCTION, LLP	6854	03/04/15	3700	W	TECUMSEH	RD	15	3W	WINDSOR ADDITION	PUD	\$ 30,000	3,408
COMMERCIAL NEW CONSTRUCTION-2	N.E. CONSTRUCTION, LLP	6855	03/04/15	3700	W	TECUMSEH	RD	15	3W	WINDSOR ADDITION	PUD	\$ 30,000	2,387
COMMERCIAL NEW CONSTRUCTION-2	N.E. CONSTRUCTION, LLP	6856	03/04/15	3700	W	TECUMSEH	RD	15	3W	WINDSOR ADDITION	PUD	\$ 11,000	1,620
COMMERCIAL NEW CONSTRUCTION-2	N.E. CONSTRUCTION, LLP	6857	03/04/15	3700	W	TECUMSEH	RD	15	3W	WINDSOR ADDITION	PUD	\$ 8,800	1,268
COMMERCIAL NEW CONSTRUCTION-2	N.E. CONSTRUCTION, LLP	6858	03/04/15	3700	W	TECUMSEH	RD	15	3W	WINDSOR ADDITION	PUD	\$ 13,200	1,944
COMMERCIAL NEW CONSTRUCTION-2	N.E. CONSTRUCTION, LLP	6859	03/04/15	3700	W	TECUMSEH	RD	15	3W	WINDSOR ADDITION	PUD	\$ 13,200	1,944
COMMERCIAL NEW CONSTRUCTION-2	N.E. CONSTRUCTION, LLP	6860	03/04/15	3700	W	TECUMSEH	RD	15	3W	WINDSOR ADDITION	PUD	\$ 17,600	2,592
COMMERCIAL NEW CONSTRUCTION-2	N.E. CONSTRUCTION, LLP	6861	03/04/15	3700	W	TECUMSEH	RD	15	3W	WINDSOR ADDITION	PUD	\$ 17,600	2,592
COMMERCIAL NEW CONSTRUCTION-2	N.E. CONSTRUCTION, LLP	6862	03/04/15	3700	W	TECUMSEH	RD	15	3W	WINDSOR ADDITION	PUD	\$ 4,400	648
COMMERCIAL NEW CONSTRUCTION-2	N.E. CONSTRUCTION, LLP	6863	03/04/15	3700	W	TECUMSEH	RD	15	3W	WINDSOR ADDITION	PUD	\$ 13,200	1,944
COMMERCIAL NEW CONSTRUCTION-2	N.E. CONSTRUCTION, LLP	6864	03/04/15	3700	W	TECUMSEH	RD	15	3W	WINDSOR ADDITION	PUD	\$ 13,200	1,944
COMMERCIAL NEW CONSTRUCTION-2	N.E. CONSTRUCTION, LLP	6865	03/04/15	3700	W	TECUMSEH	RD	15	3W	WINDSOR ADDITION	PUD	\$ 4,400	648
COMMERCIAL NEW CONSTRUCTION-2	N.E. CONSTRUCTION, LLP	6866	03/04/15	3700	W	TECUMSEH	RD	15	3W	WINDSOR ADDITION	PUD	\$ 4,400	648
COMMERCIAL NEW CONSTRUCTION-2	N.E. CONSTRUCTION, LLP	6867	03/04/15	3700	W	TECUMSEH	RD	15	3W	WINDSOR ADDITION	PUD	\$ 15,400	2,268
COMMERCIAL NEW CONSTRUCTION-2	N.E. CONSTRUCTION, LLP	6868	03/04/15	3700	W	TECUMSEH	RD	15	3W	WINDSOR ADDITION	PUD	\$ 15,400	2,268
COMMERCIAL NEW CONSTRUCTION-2	N.E. CONSTRUCTION, LLP	6869	03/04/15	3700	W	TECUMSEH	RD	15	3W	WINDSOR ADDITION	PUD	\$ 8,800	1,268
COMMERCIAL NEW CONSTRUCTION-2	N.E. CONSTRUCTION, LLP	6870	03/04/15	3700	W	TECUMSEH	RD	15	3W	WINDSOR ADDITION	PUD	\$ 13,200	1,944
COMMERCIAL NEW CONSTRUCTION-2	N.E. CONSTRUCTION, LLP	6871	03/04/15	3700	W	TECUMSEH	RD	15	3W	WINDSOR ADDITION	PUD	\$ 13,200	1,944
COMMERCIAL NEW CONSTRUCTION-2	N.E. CONSTRUCTION, LLP	6872	03/04/15	3700	W	TECUMSEH	RD	15	3W	WINDSOR ADDITION	PUD	\$ 15,400	2,268
COMMERCIAL NEW SHELL BLDG-2	ARMSTRONG HOMES	385	03/25/15	3240	W	DESKIN	DR	6	1	NORTHBRIDGE IND #7	I1	\$ 250,000	7,680
COMMERCIAL NEW SHELL BLDG-2	FOSTER SIGNATURE HOMES	6443	03/13/15	2500	W	BOARDWALK	ST	8	19	WESTPORT PROFESSIONAL PA	C1	\$ 650,000	10,922
TEMPORARY BLDG/CONST TRAILER-2	LOWE, DEBBIE & TIM	745	03/30/15	3339	W	MAIN	ST	1	1	SOONER FASHION MALL	C2		
Total Permits 43													Average Project Area 3,014 Total Project Area 129,618

NEW CONSTRUCTION INFORMATION													OTHER PERMITS	
CONTRACTOR	BUILDING SIZE (Square Feet)	LOT SIZE	USE /CLASSIFICATION	BUSINESS	COMMERCIAL AD/ALT-2	COMMERCIAL AD/ALT-2	COMMERCIAL AD/ALT-2	COMMERCIAL AD/ALT-2	COMMERCIAL AD/ALT-2	COMMERCIAL AD/ALT-2	COMMERCIAL AD/ALT-2	COMMERCIAL AD/ALT-2	COMMERCIAL AD/ALT-2	OTHER PERMITS
PUN-N-SUN POOLS	1,856	9.17 acres	swimming pool	Windor Apts									COMMERCIAL AD/ALT-2	FOUNDATIO
TOTAL ROOFING SOLUTIONS&CONST.	576	3,500 sf	carport	Windor Apts									COMMERCIAL AD/ALT-2	FOUNDATIO
N.E. CONSTRUCTION, LLP	2,315	see above	carport	Windor Apts									COMMERCIAL AD/ALT-2	FOUNDATIO
N.E. CONSTRUCTION, LLP	2,315	see above	carport	Windor Apts									COMMERCIAL AD/ALT-2	FOUNDATIO
N.E. CONSTRUCTION, LLP	2,387	see above	carport	Windor Apts									COMMERCIAL AD/ALT-2	FOUNDATIO
N.E. CONSTRUCTION, LLP	1,620	see above	carport	Windor Apts									COMMERCIAL AD/ALT-2	FOUNDATIO
N.E. CONSTRUCTION, LLP	1,266	see above	carport	Windor Apts									COMMERCIAL AD/ALT-2	FOUNDATIO
N.E. CONSTRUCTION, LLP	1,944	see above	carport	Windor Apts									COMMERCIAL AD/ALT-2	FOUNDATIO
N.E. CONSTRUCTION, LLP	1,944	see above	carport	Windor Apts									COMMERCIAL AD/ALT-2	FOUNDATIO
N.E. CONSTRUCTION, LLP	2,592	see above	carport	Windor Apts									COMMERCIAL AD/ALT-2	FOUNDATIO
N.E. CONSTRUCTION, LLP	648	see above	carport	Windor Apts									COMMERCIAL AD/ALT-2	FOUNDATIO
N.E. CONSTRUCTION, LLP	1,944	see above	carport	Windor Apts									COMMERCIAL AD/ALT-2	FOUNDATIO
N.E. CONSTRUCTION, LLP	1,944	see above	carport	Windor Apts									COMMERCIAL AD/ALT-2	FOUNDATIO
N.E. CONSTRUCTION, LLP	648	see above	carport	Windor Apts									COMMERCIAL AD/ALT-2	FOUNDATIO
N.E. CONSTRUCTION, LLP	2,268	see above	carport	Windor Apts									COMMERCIAL AD/ALT-2	FOUNDATIO
N.E. CONSTRUCTION, LLP	1,266	see above	carport	Windor Apts									COMMERCIAL AD/ALT-2	FOUNDATIO
N.E. CONSTRUCTION, LLP	1,844	see above	carport	Windor Apts									COMMERCIAL AD/ALT-2	FOUNDATIO
N.E. CONSTRUCTION, LLP	2,268	see above	carport	Windor Apts									COMMERCIAL AD/ALT-2	FOUNDATIO
Total Permits 43													TOTAL VALUE \$ 3,191,836	

City of Norman
BUILDING PERMITS AND INSPECTIONS

NEW SINGLE FAMILY DWELLING PERMITS
Issued March 2015 - Sorted by Contractor

Contractor	Permit #	Issued	Street #	Direction	Street Name	Street Type	Lot	Block	Subdivision	Zoning	Valuation	Project Area	Living Area
STONEWALL HOMES, LLC.	779	3/3/2015	10550		GLAD	LN	3	1W	NOT SUBDIVIDED	A2	\$ 419,000	4,986	3,711
HOME FIRST, INC.	787	3/12/2015	3081		FIRELY	DR	15	1	FROST CREEK ADD.	PUD	\$ 513,000	5,013	3,533
REBUILDING TOGETHER OKC	846	3/6/2015	14450	E	TECUMSEH	RD	17	1E	NOT SUBDIVIDED	A2	\$ 144,100	2,004	1,496
LEGACY HOMES CONSTRUCTION,LLC.	885	3/30/2015	110		BOULEVARD DU LAC		6	6	SUMMIT LAKE VILLAS #1	PUD	\$ 176,000	2,201	1,600
BYRD BUILDING COMPANY	896	3/4/2015	5608		WINDSTONE	DR	19	1	GLENRIDGE SEC. #1	PUD	\$ 229,000	3,350	2,350
LANDMARK FINE HOMES, LP.	900	3/5/2015	3420		MOUNT MITCHELL	LN	14	2	SPRINGS AT GREENLEAF TRAILS #1	PUD	\$ 229,000	2,695	2,000
BROOKFIELD CUSTOM HOMES LLC.	903	3/11/2015	801		LAKEWOOD	DR	23	1	BROAD ACRES SEC 1	R1	\$ 360,000	3,730	2,688
CUSTOM BUILDERS OF OK,LLC.	906	3/5/2015	2003		ITHACA	DR	6	2	HALLBROOKE ADD #4	R1	\$ 560,000	5,132	3,765
CUSTOM BUILDERS OF OK,LLC.	912	3/6/2015	5612		WINDSTONE	DR	18	1	GLENRIDGE SEC. #1	PUD	\$ 340,000	3,475	2,488
IDEAL HOMES OF NORMAN	934	3/18/2015	300		SONORA	LN	11	2	LITTLE RIVER TRAILS SEC #1	PUD	\$ 224,550	3,551	2,495
IDEAL HOMES OF NORMAN	937	3/13/2015	3609		CAROLYN RIDGE	RD	11	2	RED CANYON RANCH SEC 5	PUD	\$ 189,660	2,389	2,495
IDEAL HOMES OF NORMAN	938	3/13/2015	3833		SIERRA VISTA	RD	11	2	RED CANYON RANCH SEC 4	PUD	\$ 214,470	3,073	2,495
IDEAL HOMES OF NORMAN	940	3/13/2015	3308		EAGLEROCK	LN	7	2	GREENLEAF TRAILS ADD 6	PUD	\$ 130,590	2,077	1,451
BETTER BUILT HOMES, LLC.	960	3/20/2015	1810		MARYMOUNT	RD	3	5	HALLBROOKE ADD #6	R1	\$ 386,000	4,129	2,863
BETTER BUILT HOMES, LLC.	961	3/20/2015	2022		TURTLE CREEK	WAY	4	2	HALLBROOKE ADD #5	PUD	\$ 250,000	3,033	2,157
BETTER BUILT HOMES, LLC.	962	3/20/2015	2023		TURTLE CREEK	WAY	4	2	HALLBROOKE ADD #5	PUD	\$ 250,000	3,033	2,157
FIRST OKLAHOMA CONST. INC.	999	3/19/2015	3216		WOOD VALLEY	RD	7	6	SUMMIT VALLEY #2	R1	\$ 175,140	2,895	1,924
C.A. MCCARTY CONSTRUCTION LLC.	1036	3/16/2015	417		YARMOUTH	RD	7	13	VINEYARD PHASE III	R1	\$ 400,000	4,062	1,948
IDEAL HOMES OF NORMAN	1045	3/23/2015	3904		PAINTED BIRD	LN	12	2	RED CANYON RANCH SEC 4	PUD	\$ 216,180	3,387	2,402
APPLE CONSTRUCTION, LLC	1061	3/23/2015	3200		WOOD VALLEY	RD	3	7	SUMMIT VALLEY #2	R1	\$ 248,670	3,747	2,763
JOY, LANCE	1094	3/26/2015	3300		ISIM	RD	13	1W	NOT SUBDIVIDED	A2	\$ 390,000	3,761	2,289
IDEAL HOMES OF NORMAN	1099	3/27/2015	4017		BANDERA	TR	9	1	LITTLE RIVER TRAILS SEC #1	PUD	\$ 302,130	4,222	3,357
IDEAL HOMES OF NORMAN	1100	3/20/2015	2911		TRAILWOOD	DR	9	1	TRAILWOODS SEC 7	PUD	\$ 169,200	1,880	1,385
NORTHSTAR HOMES	1126	3/31/2015	3116		VENICE	CT	1	1	SIENA SPRINGS ADD #1	PUD	\$ 220,000	3,675	2,485
MALLARD BUILDERS	1166	3/30/2015	2233		BRETFORD	WAY	19	2	ST JAMES PARK ADD 6	R1	\$ 247,000	2,970	1,977
FLORIDA CONSTRUCTION	1190	3/25/2015	117		BOULEVARD DU LAC		9	1	SUMMIT LAKE VILLAS #1	PUD	\$ 105,000	1,963	1,510
STONEWALL HOMES, LLC.	1193	3/24/2015	3102		TURNBERRY	DR	12	3	HIGHLAND VILLAGE ADD SEC 7	R1	\$ 320,000	3,690	2,464
IDEAL HOMES OF NORMAN	1270	3/27/2015	4001		BANDERA	TR	5	1	LITTLE RIVER TRAILS SEC #1	PUD	\$ 258,120	3,815	2,868
OWNER	1300	3/26/2015	1001		CORBETT	DR	5	4	ARBOR LAKE ADD #5	R1	\$ 375,000	3,762	2,940
Total Permits	29			Average Valuation \$	278,718				Average Project Area		3,367		
				Total Valuation \$	8,082,810				Average Living Area		2,443		
									Total Living Area		70,854		

City of Norman
BUILDING PERMITS AND INSPECTIONS

ALL OTHER RESIDENTIAL BUILDING PERMITS
Issued March 2015 - Sorted by Permit Type

Permit Type	Contractor	Permit #	Issued	Street #	Direction	Street Name	Street Type	Lot	Block	Subdivision	Zoning	Valuation	Project Area
1 & 2 FAMILY STORM SHELTER-3	EF5 TORNADO SHELTERS	857	03/04/15	4091	E	FRANKLIN	RD	2	2W	NOT SUBDIVIDED	A2	\$ 2,895	23
1 & 2 FAMILY STORM SHELTER-3	JOHNSON CONSTRUCTION	860	03/02/15	14601	E	TECUMSEH	RD	8	1E	NOT SUBDIVIDED	A2	\$ 2,500	56
1 & 2 FAMILY STORM SHELTER-3	JOHNSON CONSTRUCTION	864	03/02/15	9712	NE	141ST	AVE	3	2	PRIDE #034	A2	\$ 2,500	48
1 & 2 FAMILY STORM SHELTER-3	GROUND ZERO SHELTERS	865	03/02/15	130		TECUMSEH RIDGE	RD	8	4	TECUMSEH MEADOWS ADD #1	R1	\$ 3,500	35
1 & 2 FAMILY STORM SHELTER-3	JOHNSON CONSTRUCTION	866	03/02/15	11600	E	ROCK CREEK	RD	23	1W	NOT SUBDIVIDED	A2	\$ 2,500	48
1 & 2 FAMILY STORM SHELTER-3	FAMILYSAFE SAFE ROOMS	874	03/03/15	502		GARLAND	CT	1	7	WESTERN VIEW #2	R1	\$ 4,200	20
1 & 2 FAMILY STORM SHELTER-3	GROUND ZERO STORM SHELTERS	879	03/03/15	3763		APEX	CT	16	4	SUMMIT ADD	RM6	\$ 2,800	24
1 & 2 FAMILY STORM SHELTER-3	FS STORM SHELTERS, LLC	880	03/03/15	3615		TRUMAN	DR	7	3	INDEPENDENCE VALLEY SEC 1	R1	\$ 2,799	21
1 & 2 FAMILY STORM SHELTER-3	STORM SAFE SHELTER, LLC	887	03/04/15	3111		TIMBER SHADOWS	DR	3	2	HIGHLAND VILLAGE ADD SEC 6	R1	\$ 3,450	35
1 & 2 FAMILY STORM SHELTER-3	GROUND ZERO SHELTERS	899	03/05/15	3422		BERGEN PEAK	DR	5	1	GREENLEAF TRAILS ADD 5	PUD	\$ 2,500	21
1 & 2 FAMILY STORM SHELTER-3	SHELTER FROM THE STORM	904	03/05/15	5900		CARDINAL	LN	2A	2	HOWARD BIG OAK	RE	\$ 3,400	40
1 & 2 FAMILY STORM SHELTER-3	STORM SAFE TORNADO SHELTER	905	03/05/15	4306		SHERBURNE	RD	2	22	QUALBROOK ADD #5	R1	\$ 3,550	35
1 & 2 FAMILY STORM SHELTER-3	GROUND ZERO STORM SHELTERS	907	03/06/15	1213		KANSAS	ST	33	2	WESTFIELD MANOR ADDITION	R1	\$ 2,500	58
1 & 2 FAMILY STORM SHELTER-3	LEHMAN DIRTWORK	908	03/06/15	7850		LETT	CIR	19		LETT ACRES COS	A2	\$ 2,500	25
1 & 2 FAMILY STORM SHELTER-3	STORM SAFE SHELTER, LLC	910	03/06/15	2003		ITHACA	RD	6	2	HALLBROOK ADD #4	R1	\$ 3,600	30
1 & 2 FAMILY STORM SHELTER-3	JOHNSON CONSTRUCTION	919	03/06/15	10311	E	INDIAN HILLS	RD	12		LETT ACRES COS	A2	\$ 2,500	55
1 & 2 FAMILY STORM SHELTER-3	CUSTOM BUILDERS OF OK, LLC.	913	03/06/15	5612		WINDSTONE	DR	18	1	GLENRIDGE SEC. #1	PUD	\$ 3,000	23
1 & 2 FAMILY STORM SHELTER-3	SMART SHELTER INC.	914	03/06/15	1508		CHAMBERS	ST	3	7	PARK PLACE ADD #6	R1	\$ 3,395	24
1 & 2 FAMILY STORM SHELTER-3	GROUND ZERO STORM SHELTERS	915	03/06/15	300		SONORA	LN	11	2	LITTLE RIVER TRAILS SEC 1	PUD	\$ 2,500	23
1 & 2 FAMILY STORM SHELTER-3	STORM SAFE SHELTER, LLC	916	03/06/15	2610		TRAILWOOD	DR	3	1	TRAILWOODS SEC 7	PUD	\$ 2,500	23
1 & 2 FAMILY STORM SHELTER-3	STORM SAFE SHELTER, LLC	917	03/06/15	2614		TRAILWOOD	DR	4	1	TRAILWOODS SEC 7	PUD	\$ 2,500	23
1 & 2 FAMILY STORM SHELTER-3	JEFCO CONSTRUCTION	918	03/06/15	4550		HIGHLAND HILLS	DR	9	1	LITTLE RIVER TRAILS SEC 1	RE	\$ 2,500	55
1 & 2 FAMILY STORM SHELTER-3	FLAT SAFE TORNADO SHELTERS	919	03/06/15	850		HIGHLAND HILLS	DR	5	2	HIGHLAND HILLS #2	RE	\$ 3,600	21
1 & 2 FAMILY STORM SHELTER-3	MILLENNIUM CONSTRUCTION	920	03/06/15	1917		DANFIELD	DR	2	6	BROOKHAVEN #26	R1	\$ 5,000	60
1 & 2 FAMILY STORM SHELTER-3	GROUND ZERO SHELTERS	923	03/06/15	1629		CINDERELLA	AVE	8	3	WESTLAND ADD	R1	\$ 3,400	35
1 & 2 FAMILY STORM SHELTER-3	GAM TANKS	925	03/06/15	6900	E	LINSEY	ST	16	1W	NOT SUBDIVIDED	A2	\$ 2,500	48
1 & 2 FAMILY STORM SHELTER-3	GROUND ZERO SHELTERS	956	03/09/15	4306		LORINGS	CIR	16	4	CARRINGTON PLACE ADD #11	R1	\$ 2,600	21
1 & 2 FAMILY STORM SHELTER-3	JOHNSON CONSTRUCTION	957	03/09/15	11509		CAMINO REAL	DR	18	1	LAGO VISTA	A2	\$ 2,500	55
1 & 2 FAMILY STORM SHELTER-3	GROUND ZERO STORM SHELTERS	964	03/10/15	713		LITTLE RIVER	RD	9	5	WILDWOOD HILLS ESTATES	RE	\$ 2,253	22
1 & 2 FAMILY STORM SHELTER-3	SMART SHELTER INC.	965	03/10/15	2916		HIGHLAND GLEN	RD	2	3	HIGHLAND VILLAGE ADD SEC 3	R1	\$ 2,795	24
1 & 2 FAMILY STORM SHELTER-3	JOHNSON CONSTRUCTION	976	03/10/15	17850	E	INDIAN HILLS	RD	13	1E	INDIAN HILLS ACRES	A2	\$ 2,500	55
1 & 2 FAMILY STORM SHELTER-3	GROUND ZERO STORM SHELTERS	985	03/11/15	4224		LORINGS	CIR	13	4	CARRINGTON PLACE ADD #11	R1	\$ 3,000	32
1 & 2 FAMILY STORM SHELTER-3	GROUND ZERO STORM SHELTERS	986	03/11/15	905		MINWOOD	ST	11	1	GREENLEAF TRAILS ADD 4	PUD	\$ 2,500	23
1 & 2 FAMILY STORM SHELTER-3	STORM SAFE SHELTER, LLC	987	03/11/15	125		MONROE	CT	9	3	LAKEVIEW TERRACE	R1	\$ 2,500	23
1 & 2 FAMILY STORM SHELTER-3	INTEGRATED ENVIRONMENT, INC.	988	03/11/15	1917		KIAMICHI	RD	1	1	INDIAN HILLS ESTATES	RE	\$ 2,500	48
1 & 2 FAMILY STORM SHELTER-3	SMART SHELTER INC.	1000	03/12/15	1209		DAKOTA	ST	5	1	SUNSET ADDITION	R1	\$ 2,800	24
1 & 2 FAMILY STORM SHELTER-3	ATLAS SAFE ROOMS/CAVINS CON	1001	03/12/15	1525	E	TECUMSEH	RD	9	2W	NOT SUBDIVIDED	A2	\$ 2,800	24
1 & 2 FAMILY STORM SHELTER-3	GROUND ZERO STORM SHELTERS	1003	03/12/15	1346		DORCHESTER	DR	25	3	WOODSLAWN ADD #1	R1	\$ 4,000	8
1 & 2 FAMILY STORM SHELTER-3	AREA SEPTIC SERVICES, INC.	1009	03/12/15	1612		PEACH TREE	LN	16	2	EAST RIDGE ADD	R1	\$ 2,500	25
1 & 2 FAMILY STORM SHELTER-3	AREA SEPTIC SERVICES, INC.	1017	03/12/15	2600		SHORELINE	DR	7	1	WELLINGTON LAKE ADD A PUD	PUD	\$ 5,263	48
1 & 2 FAMILY STORM SHELTER-3	TORNADO SAFE	1021	03/13/15	3250	SE	72ND	AVE	4	1	BLUE RIDGE ACRES	RE	\$ 2,500	55
1 & 2 FAMILY STORM SHELTER-3	GROUND ZERO STORM SHELTERS	1023	03/13/15	3102		HIGHLAND HILLS	CIR	5	1	HIGHLAND HILLS #4	RE	\$ 2,599	21
1 & 2 FAMILY STORM SHELTER-3	TORNADO SAFE	1031	03/13/15	2128		CARNOUSTIE	CT	40	1	CASCADE ESTATES PUD #4	PUD	\$ 3,300	32
1 & 2 FAMILY STORM SHELTER-3	STORM SAFE SHELTER, LLC	1032	03/18/15	3609		WILKINSON	RD	27	3	PEARSON EST #1	R1	\$ 2,550	21
1 & 2 FAMILY STORM SHELTER-3	GROUND ZERO STORM SHELTERS	1033	03/13/15	4201		CAROLYN RIDGE	RD	11	2	RED CANYON RANCH SEC 5	PUD	\$ 2,500	21
1 & 2 FAMILY STORM SHELTER-3	FLAT SAFE TORNADO SHELTERS	1037	03/16/15	3009		HAMMER	DR	26	2W	PECAN HEIGHTS (SURVEY)	A2	\$ 3,300	62
1 & 2 FAMILY STORM SHELTER-3	JOHNSON CONSTRUCTION	1042	03/16/15	7510	E	LOCHINVER	DR	3	1	HIGHLAND VILLAGE ADD SEC 2	R1	\$ 2,900	21
1 & 2 FAMILY STORM SHELTER-3	SMART SHELTER INC.	1044	03/16/15	3409		CYPRESS LAKE	DR	4	1	NOT SUBDIVIDED	A2	\$ 2,500	55
1 & 2 FAMILY STORM SHELTER-3	JOHNSON CONSTRUCTION	1046	03/16/15	7815	NE	108TH	WAY	1	2	CAMBRIDGE ADD #8	R1	\$ 3,500	40
1 & 2 FAMILY STORM SHELTER-3	GROUND ZERO STORM SHELTERS	1047	03/16/15	3109		LOCHINVER	AVE	6	1	GREENLEAF TRAILS ADD 4	PUD	\$ 4,700	40
1 & 2 FAMILY STORM SHELTER-3	BIGGS BACKHOE, INC	1048	03/18/15	2904		SANDSTONE	DR	13	1	NOT SUBDIVIDED	NA	\$ 3,750	77
1 & 2 FAMILY STORM SHELTER-3	JOHNSON CONSTRUCTION	1049	03/16/15	12210		ANGEL	TER	2	1W	HIGHLAND VILLAGE ADD SEC 2	R1	\$ 2,500	23
1 & 2 FAMILY STORM SHELTER-3	STORM SAFE SHELTER, LLC	1050	03/16/15	425		TECUMSEH MEADOW	CT	7	1	ROYAL OAKS ADD #4	R1	\$ 3,235	55
1 & 2 FAMILY STORM SHELTER-3	JOHNSON CONSTRUCTION	1052	03/16/15	10400		CLINKENBEARD	RD	34	1W	NOT SUBDIVIDED	A2	\$ 2,500	55
1 & 2 FAMILY STORM SHELTER-3	GROUND ZERO STORM SHELTERS	1053	03/16/15	3004		ROLLING WOODS	DR	2	1	TECUMSEH MEADOWS ADD #3	R1	\$ 2,350	21
1 & 2 FAMILY STORM SHELTER-3	THUNDERGROUND STORM SHELTER	1054	03/16/15	17527		BIG JIM	CIR	2	1	CLINKENBEARD ACRES	A2	\$ 2,500	55
1 & 2 FAMILY STORM SHELTER-3	SMART SHELTER INC.	1060	03/17/15	5201		CHERRY STONE	ST	23	2	LAS COLINAS SEC. #2	R1	\$ 4,000	32
1 & 2 FAMILY STORM SHELTER-3	TRAVIS SCOTT SAND&GRAVEL, INC	1065	03/17/15	13800	W	WINDING OAKS	LN	31	2W	PRIDE #001	A2	\$ 2,900	21
1 & 2 FAMILY STORM SHELTER-3	FAMILYSAFE SAFE ROOMS	1066	03/17/15	425	W	APACHE	ST	19	1E	BERRY EST #1	R1	\$ 2,500	25
1 & 2 FAMILY STORM SHELTER-3	GROUND ZERO STORM SHELTERS	1067	03/17/15	4821		HIGHLAND	DR	7	2	NOT SUBDIVIDED	R1	\$ 2,845	24
1 & 2 FAMILY STORM SHELTER-3	GROUND ZERO STORM SHELTERS	1068	03/17/15	409		PRESTWICK	ST	29	2	NOT SUBDIVIDED	R1	\$ 2,555	55
1 & 2 FAMILY STORM SHELTER-3	GROUND ZERO STORM SHELTERS	1069	03/17/15	4936		BAKER	ST	5	2	SOONER HOMES ADD	A2	\$ 2,860	55
1 & 2 FAMILY STORM SHELTER-3	STORM SAFE SHELTER, LLC	1070	03/17/15	101		SUMMIT BEND	ST	18	1	WHISPERING HILLS	R1	\$ 4,200	17
1 & 2 FAMILY STORM SHELTER-3										WILLOWBEND ADDITION	PUD	\$ 3,470	44
1 & 2 FAMILY STORM SHELTER-3										CAMBRIDGE ADD #4	R1	\$ 2,500	28
1 & 2 FAMILY STORM SHELTER-3										SUMMIT LAKES ADD #9	R1	\$ 4,000	40

City of Norman
BUILDING PERMITS AND INSPECTIONS

ALL OTHER RESIDENTIAL BUILDING PERMITS
Issued March 2015 - Sorted by Permit Type

Permit Type	Contractor	Permit #	Issued	Street #	Direction	Street Name	Street Type	Lot	Block	Subdivision	Zoning	Valuation	Project Area
1 & 2 FAMILY STORM SHELTER-3	GROUND ZERO STORM SHELTERS	1075	03/17/15	1005		EAGLE ROCK	LN	8	4	GREENLEAF TRAILS ADD 6	PUD	\$ 2,500	25
1 & 2 FAMILY STORM SHELTER-3	FLAT SAFE TORNADO SHELTERS	1080	03/18/15	115		MOUNT VERNON	DR	32	4	LAKEVIEW TERRACE	R1	\$ 3,700	25
1 & 2 FAMILY STORM SHELTER-3	GROUND ZERO STORM SHELTERS	1084	03/18/15	4391	NE	48TH	AVE	12	2W	NOT SUBDIVIDED	A2	\$ 2,500	25
1 & 2 FAMILY STORM SHELTER-3	AARON'S STORM SHELTERS, LLC	1085	03/18/15	508		REDWING	DR	6	5	HOWARD BIG OAK	RE	\$ 8,100	88
1 & 2 FAMILY STORM SHELTER-3	A-BETTER BUILT	1089	03/18/15	332		STONEHAVEN	DR	18	3	BROOKHAVEN SQUARE #1	PUD	\$ 2,500	25
1 & 2 FAMILY STORM SHELTER-3	JOHNSON CONSTRUCTION	1091	03/18/15	2616		BARRY SWITZER	AVE	5	7	ROLLING HILLS ESTATES #2	R1	\$ 3,200	39
1 & 2 FAMILY STORM SHELTER-3	GROUND ZERO STORM SHELTERS	1092	03/18/15	16203		LOLA	RD	B	1	LITTLE AXE ACRES	RE	\$ 2,500	55
1 & 2 FAMILY STORM SHELTER-3	THUNDERGROUND STORM SHELTERS	1097	03/18/15	4400		EAGLE OWL	DR	1	3	EAGLE CLIFF SOUTH ADD #2	R1	\$ 2,500	25
1 & 2 FAMILY STORM SHELTER-3	THUNDERGROUND STORM SHELTERS	1108	03/19/15	1816		GULFORD	LN	23	2	BROOKHAVEN #25	R1	\$ 4,945	21
1 & 2 FAMILY STORM SHELTER-3	GROUND ZERO STORM SHELTERS	1109	03/19/15	2421		BIRMINGHAM	DR	6	3	ST JAMES PARK ADD 3	R1	\$ 3,300	40
1 & 2 FAMILY STORM SHELTER-3	BIGGS BACKHOE, INC	1119	03/19/15	701		WESTRIDGE	TER	18	2	WESTERN HEIGHTS ADD	R1	\$ 4,300	77
1 & 2 FAMILY STORM SHELTER-3	SMART SHELTER INC.	1121	03/19/15	16300	E	INDIAN HILLS	RD	4	1E	NOT SUBDIVIDED	A2	\$ 2,800	63
1 & 2 FAMILY STORM SHELTER-3	F5 STORM SHELTERS, LLC	1123	03/19/15	1612		OLD FARM	RD	8	2	SMOKING OAKS SOUTH #2	R1	\$ 4,100	40
1 & 2 FAMILY STORM SHELTER-3	STORM SAFE SHELTER, LLC	1165	03/20/15	2911		TRAILWOOD	DR	3	6	TRAILWOODS SEC 7	PUD	\$ 2,500	21
1 & 2 FAMILY STORM SHELTER-3	GROUND ZERO SHELTERS	1127	03/20/15	1227		COUNTRY CLUB	DR	3	3	COUNTRY CLUB EST WILLA	R1	\$ 2,500	35
1 & 2 FAMILY STORM SHELTER-3	JOHNSON CONSTRUCTION	1170	03/23/15	16600	E	ROCK CREEK	RD	21	1E	NOT SUBDIVIDED	A2	\$ 2,500	55
1 & 2 FAMILY STORM SHELTER-3	FLAT SAFE TORNADO SHELTERS	1172	03/23/15	4709		ABERDEEN	CT	2	1	BROOKHAVEN #27	R1	\$ 2,500	25
1 & 2 FAMILY STORM SHELTER-3	JOHNSON CONSTRUCTION	1174	03/23/15	1209		PRESIDIO	DR	5	3	MONTEREY ADD. #1	R1	\$ 2,500	25
1 & 2 FAMILY STORM SHELTER-3	THUNDERGROUND STORM SHELTERS	1180	03/24/15	3400		ISIM	RD	13	1W	NOT SUBDIVIDED	A2	\$ 3,400	51
1 & 2 FAMILY STORM SHELTER-3	JOHNSON CONSTRUCTION	1182	03/24/15	801	W	BROOKS	AVE	9	1	HERTINGTON HEIGHTS #2	R1	\$ 938	15
1 & 2 FAMILY STORM SHELTER-3	JOHNSON CONSTRUCTION	1185	03/23/15	2810	S	LAHOMA	RD	7	1	GOODE'S SUBD	R1	\$ 2,500	25
1 & 2 FAMILY STORM SHELTER-3	SMART SHELTER INC.	1191	03/24/15	5250		WILLOWAY	ST	4	1E	TERREL SUBD	A2	\$ 2,500	55
1 & 2 FAMILY STORM SHELTER-3	STORM SAFE TORNADO SHELTERS	1204	03/24/15	241		MELCODY	DR	11	6	WILLOWAY ESTATES	RM6	\$ 3,004	18
1 & 2 FAMILY STORM SHELTER-3	GROUND ZERO STORM SHELTERS	1220	03/24/15	11150		CRESTMONT	LN	23	1W	NOT SUBDIVIDED	A2	\$ 2,700	40
1 & 2 FAMILY STORM SHELTER-3	F5 STORM SHELTERS, LLC	1223	03/25/15	2121		STANSBURY	RD	7	3	WESTWOOD ESTATES	R1	\$ 2,500	55
1 & 2 FAMILY STORM SHELTER-3	SMART SHELTER INC.	1264	03/26/15	804		GRICKLE	RD	4	1	CARRINGTON PLACE ADD #2	PUD	\$ 3,600	35
1 & 2 FAMILY STORM SHELTER-3	AREA SEPTIC SERVICES, INC.	1266	03/26/15	1400		VALLEY RIDGE	DR	12	6	TRAILWOODS SEC 1	R1	\$ 2,700	24
1 & 2 FAMILY STORM SHELTER-3	STORM SAFE SHELTER, LLC	1268	03/27/15	907		EAGLE ROCK	LN	14	4	BROOKHAVEN #3	R1	\$ 2,945	24
1 & 2 FAMILY STORM SHELTER-3	RANDY'S SKYLINE CONSTRUCTION	1276	03/26/15	10971		ISIM	RD	23	1W	GREENLEAF TRAILS ADD 6	PUD	\$ 2,500	23
1 & 2 FAMILY STORM SHELTER-3	THUNDERGROUND STORM SHELTERS	1283	03/26/15	3300		HAWTHORNE	CT	10	3	NOT SUBDIVIDED	A2	\$ 3,250	48
1 & 2 FAMILY STORM SHELTER-3	JOHNSON CONSTRUCTION	1287	03/26/15	1627		ALAMEDA	ST	23	1W	COLLEGE MANOR	R1	\$ 2,500	42
1 & 2 FAMILY STORM SHELTER-3	ATLAS SAFE ROOMS/CAVINS CON	1289	03/26/15	1425		BROOKDALE	DR	2	18	NOT SUBDIVIDED	A2	\$ 3,800	44
1 & 2 FAMILY STORM SHELTER-3	GROUND ZERO SHELTERS	1290	03/26/15	2908		SUMMIT HILL	RD	17	3	BROOKHAVEN #2	R1	\$ 4,500	16
1 & 2 FAMILY STORM SHELTER-3	AREA SEPTIC SERVICES, INC.	1294	03/26/15	829		HUMMINGBIRD	DR	29	1	SUMMIT LAKES ADD #2	PUD	\$ 4,000	12
1 & 2 FAMILY STORM SHELTER-3	SMART SHELTERS INC.	1295	03/26/15	4650		WHEATON	DR	7	2	TRAILWOODS SEC 1	R1	\$ 2,600	21
1 & 2 FAMILY STORM SHELTER-3	GROUND ZERO STORM SHELTERS	1307	03/27/15	221		HIGHLAND GLEN	DR	15	1	HIGHLAND HILLS #3	RE	\$ 4,295	32
1 & 2 FAMILY STORM SHELTER-3	LEHMAN DIRTWORK	1310	03/27/15	607		SEDONA	DR	27	1	HIGHLAND VILLAGE ADD SEC 1	R1	\$ 3,000	24
1 & 2 FAMILY STORM SHELTER-3	GROUND ZERO STORM SHELTERS	1317	03/27/15	16721		EAST VIEW	DR	33	1E	RED CANYON RANCH SEC 5	PUD	\$ 2,500	23
1 & 2 FAMILY STORM SHELTER-3	STORM SAFE SHELTER, LLC	1318	03/27/15	2212		ALAMEDA PARK	DR	4	4	NOT SUBDIVIDED	A2	\$ 2,500	55
1 & 2 FAMILY STORM SHELTER-3	TORNADO SAFE	1319	03/27/15	1300	NE	180TH	AVE	22	1E	EAST RIDGE ADD #11	R1	\$ 2,500	25
1 & 2 FAMILY STORM SHELTER-3	SMART SHELTER INC.	1332	03/30/15	806		SEDONA	DR	2	4	ALAMEDA PARK ADD #3	R1	\$ 2,850	55
1 & 2 FAMILY STORM SHELTER-3	OKLAHOMA SHELTERS	1339	03/30/15	5907		QUIDNET	RD	11	9	NOT SUBDIVIDED	PUD	\$ 2,545	18
1 & 2 FAMILY STORM SHELTER-3	PRECISION SHELTERS	1340	03/30/15	5912		CARDINAL	LN	36	2W	RED CANYON RANCH SEC 1	R1	\$ 2,500	25
1 & 2 FAMILY STORM SHELTER-3	STORM SAFE SHELTER, LLC	1341	03/30/15	1605		DIXON	ST	1	4	VINEYARD PHASE III	RE	\$ 2,660	55
1 & 2 FAMILY STORM SHELTER-3	AREA SEPTIC SERVICES, INC.	1342	03/30/15	5930	N	BAYCHARTER	ST	16	5	PRIDE #130	RE	\$ 3,136	48
1 & 2 FAMILY STORM SHELTER-3	JOHNSON CONSTRUCTION	1344	03/30/15	3032		BROADWAY	RD	13	1W	PARK PLACE ADD #6	R1	\$ 2,400	23
1 & 2 FAMILY STORM SHELTER-3	TORNADO SAFE	1345	03/30/15	816		ISIM	RD	13	1W	NOT SUBDIVIDED	RE	\$ 2,800	58
1 & 2 FAMILY STORM SHELTER-3	TAYLOR STORM SHELTERS	1351	03/30/15	8201	E	FLAMING OAKS	DR	4	2	NOT SUBDIVIDED	A2	\$ 2,500	55
1 & 2 FAMILY STORM SHELTER-3	SMART SHELTER INC.	1354	03/30/15	4210		ROCK CREEK	RD	17	1W	FLAMING OAKS ESTATES	RE	\$ 2,850	55
1 & 2 FAMILY STORM SHELTER-3	GROUND ZERO STORM SHELTERS	1355	03/30/15	4409		ROLLING MEADOWS	PL	6	1	HIDDEN VALLEY EST	A2	\$ 2,650	54
1 & 2 FAMILY STORM SHELTER-3	SMART SHELTER INC.	1356	03/30/15	2008		INTEPID	DR	9	1	GRANDVIEW EST NORTH #4	RE	\$ 2,750	24
1 & 2 FAMILY STORM SHELTER-3	OKLAHOMA SHELTERS	1357	03/31/15	1719		CONCORD	DR	2	1	CAMBRIDGE PLACE	RM6	\$ 2,855	40
1 & 2 FAMILY STORM SHELTER-3	TORNADO SAFE	1366	03/31/15	3829		COBBLE	CIR	44	1	PARK PLACE ADD #5	R1	\$ 3,400	40
1 & 2 FAMILY STORM SHELTER-3	GROUND ZERO STORM SHELTERS	1380	03/31/15	1901		LUKE	LN	31	3	WOODCREEK ADD #5	R1	\$ 3,200	43
1 & 2 FAMILY STORM SHELTER-3	GROUND ZERO STORM SHELTERS	1383	03/31/15	1901		PELHAM	CIR	6	4	BROOKHAVEN, VILLAGE AT #2	RM6	\$ 2,500	18
1 & 2 FAMILY STORM SHELTER-3	LIFEGUARD STORM SHELTERS	1392	03/31/15	1119		BALD EAGLE	DR	23	1	CEDAR LAKE SEC #1	R1	\$ 2,750	23
1 & 2 FAMILY, ADD OR ALTER-2	J. HOWELL CONSTRUCTION, INC.	842	03/11/15	2500		MEADOWBROOK	DR	10	2	PARK PLACE ADD #5	RM2	\$ 2,800	21
1 & 2 FAMILY, ADD OR ALTER-2	RAINS, STEPHEN R.	893	03/11/15	783		DEARBORN	AVE	51	3	EAGLE CLIFF ADD #11	R1	\$ 100,000	1,287
1 & 2 FAMILY, ADD OR ALTER-2	RAINS, STEPHEN R.	894	03/11/15	783		DEARBORN	AVE	51	3	OAK BROOK ESTATES	R3	\$ 200,000	2,882
1 & 2 FAMILY, ADD OR ALTER-2	FOUR SEASONS SUNROOMS	930	03/09/15	321		STARSHINE	DR	7	4	LARSH'S UNIVERSITY ADD	R3	\$ 200,000	2,592
1 & 2 FAMILY, ADD OR ALTER-2	HOME MODS BY THERAPISTS	955	03/09/15	1909		LAKEHURST	DR	4	19	LARSH'S UNIVERSITY ADD	R1	\$ 9,236	192
										OAKHURST ADD #06	R1	\$ 24,715	858

ALL OTHER RESIDENTIAL BUILDING PERMITS
Issued March 2015 - Sorted by Permit Type

Total Permits						
170						
Average Valuation	\$	21,362			Average Project Area	440 sq ft
Total Valuation	\$	3,631,503			Total Project Area	74,780

1 & 2 FAMILY STORM SHELTER-3	1 & 2 FAMILY, FIRE REPAIR	1 & 2 FAMILY, PAVING-2	1 & 2 FAMILY, STORAGE BLDG-2	1 & 2 FAMILY, SWIMMING POOL-3	1 FAMILY, NEW CONSTRUCTION-2	3+ FAMILY, ADD OR ALTER	3+ FAMILY, FIRE REPAIR	2 FAMILY, NEW CONSTRUCTION	1 FAMILY, MANUFACTURED HOME-2	1 & 2 FAMILY, CARPO RT-2		
129	0	10	6	7	0	0	0	0	0	1	170	
\$384,600	\$0	\$48,029	\$118,187	\$370,000	\$0	\$0	\$0	\$300,000	\$0	\$900	\$3,631,603	
	1 & 2 FAMILY, ADD OR ALTER-2	1 & 2 FAMILY, FIRE REPAIR	1 & 2 FAMILY, PAVING-2	1 & 2 FAMILY, STORAGE BLDG-2	1 & 2 FAMILY, SWIMMING POOL-3	1 FAMILY, NEW CONSTRUCTION-2	3+ FAMILY, ADD OR ALTER	3+ FAMILY, FIRE REPAIR	2 FAMILY, NEW CONSTRUCTION	1 FAMILY, MANUFACTURED HOME-2	1 & 2 FAMILY, CARPO RT-2	
14	0	10	6	7	0	0	0	0	0	0	1	
\$669,206	\$0	\$48,029	\$118,187	\$370,000	\$0	\$0	\$0	\$0	\$300,000	\$0	\$900	\$3,631,603
	1 FAMILY, MANUF HOME REPLACE-2	Total Add/Alt				3+ FAMILY, FOUNDATION PERMIT-2	3+ FAMILY, NEW CONSTRUCTION					
0	14					0	1					
\$0	\$669,206					\$0	\$1,740,581					

REVITALIZATION 10C

REVITALIZATION DIVISION

Community Development Block Grant (CDBG) and HOME Investment Partnerships Program

The Core Area Horizontal Saw Cutting Project was advertised for bid on March 20, 2015. Bids will be opened on April 9, 2015. This project is to correct ADA tripping hazards on existing sidewalks in University Neighborhood. This project will be administered jointly with the Public Works Department.

A New Five-Year Consolidated Plan as well as the First Year Action Plan for the Community Development Block Grant and other HUD Programs has been developed by the CDBG Policy Committee and was formally approved at the March 4, 2015 Policy Committee Meeting. Both of these documents are scheduled to be considered by City Council at the May 12, 2015 City Council meeting. The 30 day public review will begin on April 10, 2015; copies of the Draft Plan will be available in the Revitalization Offices and on the City of Norman Web Page.

RKG and Associates conducted three days of site visits and stakeholder interviews on March 23-25 in research for the Housing Market Analysis and Impediments to Fair Housing Choice studies.

Neighborhood projects continue to be coordinated by the Parks Department in the five neighborhood parks. Tree planting is underway in Updegraff, McGeorge, and Cate Parks. Sidewalk replacement is scheduled to the areas surrounding the Senior Citizens Center and June Benson Park to replace deteriorated areas and improve circulation.

CDBG-DR

The Public Works Department is finalizing the RFP for Engineering and Project Management services. (The CDBG DR 14 allocation of funding totaling \$731,712 for this program was accepted at the February 24, 2015 Council Meeting.)

Homeless Activities

The Continuum of Care Steering Committee on homelessness ratified the HUD mandated Governance Documents on March 3, 2015.

On March 20, the second housing placement report for the Zero:2016 initiative was made to Community Solutions for the month of February. There were no housing placements made in February, but several are scheduled for April. The Coordinated Case Management Committee is finalizing the Case Management Standards of Care with ratification scheduled for April.

One Vision One Voice is continuing with their multi-agency education campaign on homelessness. A project for provision of "Welcome Home Kits" is being implemented to various civic and faith based partners to provide a combination of basic needs and gift cards for those who are moving into housing. In conjunction with this effort, in March, the Norman Next Kickball Tournament has designated One Vision One Voice as the recipient of the proceeds from the 2015 event to be held in April. In addition, each participating team in the tournament is being challenged to complete a kit. Fowler Toyota will be providing a truck the day of the event to aid in the collection of donations.

Housing Programs July 2014 – March 2015:

HOME

- 4 rehabilitation projects have been completed. All HOME funding for rehabilitation projects have been expended.

CDBG

- 2 rehabilitation projects have been completed.
- 12 emergency repairs have been completed, 3 under contract.
- 3 accessibility modification projects have been completed.

EXTERIOR PROPERTY MAINTENANCE GRANTS YEAR TO DATE:

- 35 potential applications received from Code Compliance
- 23 Code Violations self-abated without assistance
- 4 Homeowners assisted with correction of Exterior Property Maintenance Violations (3 driveways, 1 tree removal)
- Remaining 9 violations are being pursued by Code Compliance

Social and Voluntary Services Commission

Nineteen Social Service agencies are currently under contract until June 30, 2015.

Funding for these special projects was awarded by the Norman City Council in October 2014 after an RFP process. The RFP process for FYE 2016 will begin in May 2015.

Code Compliance Monthly Stats for March 2015

Code Compliance investigated 526 new code violation cases and 261 of those were proactive. 418 code cases were closed with 513 cases remaining open. 242 re-inspections occurred as well as 25 additional inspections. City-wide proactive enforcement began on March 15, 2012.

Total New Cases and Number of Proactive Cases for FYE 2015

	Jul	Aug	Sep	Oct	Nov	Dec	Jan	Feb	Mar	Apr	May	June	Totals
Total Cases	861	1214	745	470	360	228	206	375	526				4985
Proactive Only	382	487	295	194	146	97	115	145	261				2352

Work Orders, Owner Abatement after Work Order Issued, and Liens Filed FYE 2015

	July	Aug	Sept	Oct	Nov	Dec	Jan	Feb	Mar	Apr	May	June	Totals
Work Orders	67	75	30	18	7	12	4	13	5				231
Owner Abated	5	12	3	4	2	2	0	2	1				31
Liens Filed	21	24	52	30	30	0	0	10	4				171

Signs Removed From Rights-of Ways FYE 2015

	Jul	Aug	Sept	Oct	Nov	Dec	Jan	Feb	Mar	Apr	May	June	Totals
Signs Pulled	40	49	114	182	295	56	61	108	121				1026

Oil & Gas

Oil & gas inspections continued with 162 operating oil wells. Ninety-seven annual inspections were performed; one well, Darrow #3-2 at Franklin Road and 36th Ave NE was plugged; and one spill (less than two barrels) occurred on March 30th at the Williams #1 and was contained, located between 24th and 36th Ave NE, south side of Indian Hills Road.

Historic District Commission

The Commission met at their regular monthly meeting on March 2, 2015.

Certificates of Appropriateness requests were granted for:

428 Chautauqua: to add a modification to the existing house in the form of a second floor and to construct a two story rear addition to the structure.

Updates on approved active Certificates of Appropriateness:

- 549 S Lahoma – Litigation is pending. Plaintiff and city attorney will submit a joint request to the judge for a clarification of the judge's prior ruling which stayed the matter until it was heard by the Board of Adjustment.
- 410 Peters – Due to weather delays and house movers schedule, the lowering of the house back on foundation is delay until April 6.
- 322 Alameda – Owner plans to begin the window replacement late summer/fall of this year to bring the windows into compliance.
- 727 Chautauqua – Hoping to begin the driveway after the semester is over.
- 621 Chautauqua – "Grasscrete" parking and front porch column are installed. The new garage plans are being designed and will submit for COA once done.
- 434 Chautauqua –The front porch work is on hold while owners make decisions regarding the front façade of the house.
- 635 S Lahoma – The railing is fabricated, however, painted the wrong color, it is being repainted.
- 408 Chautauqua – Work has not begun on the rear basement access.
- 645 S Lahoma – Work has not begun – owners are waiting for better weather to begin the fence project.
- 648 S Lahoma – Storm windows and rear parking pad are installed.
- 415 S Lahoma – New windows are installed on the primary structure. Front porch alterations have started. Owner looking for new front door which he will show to staff before installation.
- 415 ½ Lahoma – The applicant is working on the demolition permit for the non-original portion of the structure.


There were no 6 month extension requests made.

There were no Certificates of Appropriateness by Administrative Bypass in March.

The FY 2014 CLG program – The Historic Survey of the Southridge Neighborhood is underway with Cynthia Savage dba Architectural Resources & Community Heritage Consulting. The consultant is in the process of preparing a draft report of the survey for submission to the Oklahoma State Historic Preservation Office by April 10th.

The FY 2015-16 CLG Program – Application for grants from the Certified Local Government Program with the Oklahoma State Historic Preservation Office are now open. Andi's Starr, the Historic Preservation Officer, will submit grant application as approved by Historic District Commission to City Council in April for approval to submit to SHPO.

POLICE 11



Administrative Summary

March




Operations

	<u>Current</u>		<u>Year-To-Date</u>	
	15	14	15	14
Part I Crimes	359	306	1,038	1,076
Murder	0	1	0	2
Rape	6	4	16	9
Robbery	5	7	13	22
Agg. Ass.	6	3	15	11
Burglary	53	60	165	182
Larceny	265	214	752	788
Auto Theft	24	15	77	59
Arson	0	2	0	3
Part II Crimes				
DUI/APC	35	2	111	13
Drunkenness	50	56	146	153
Drug Violations	142	90	348	390
Littering	4	2	8	7
Forgery	23	24	66	84
Vandalism	54	78	166	213
Others	830	882	2,466	2,562
Total Crime	1497	1440	4349	4498
Collisions				
Fatality	1	1	3	2
Injury	35	47	126	162
Non-Injury	127	135	366	398
Miscellaneous				
CAD Activity (Total)	8840	9406	25354	28368
Calls for Service (Police)	4555	4676	14879	11824
Citations	1222	1553	3293	5248
Warnings	964	1648	2686	5064
Community Activity (Hours)	668	377	1195	1449
Avg Emergency Response Time (Min)	4.07			
Avg Non-Emerg Response Time (Min)	6.79			
Avg Call Time (Hours)	0.77			

Crime Free Multi-Housing Program March 2015

During the month of March 2015, I spoke to several managers regarding problem individuals on their properties. The problems ranged from drug issues to parking issues.

I continue to speak with several managers on frequent basis. I conducted a portion of a phase 2 security survey on Brandywine Gardens. The only other part now needed is the lighting portion. If they pass the lighting portion, then they will pass all minimum requirements for Phase 2. At that point, the only phase remaining is the Phase 3 safety social.



Teddy Wilson
MASTER POLICE OFFICER
Commission #0615
teddy.wilson@normanok.gov

Norman Police Department
201-B West Gray St.
Norman, OK 73069
(405)366-5438

Integrity * Accountability * Mutual Respect * Service Attitude * Partnerships

**ANIMAL CENTER DIVISION
PRELIMINARY REPORT FORM
March 2015**

	FY2015		FY2014	
OPERATIONAL INFORMATION	This Month	Year to Date	This Month	Year to Date
DOGS:				
Number on hand from last month	52		54	
Number impounded this month	128	1130	128	1,242
Owner relinquish		20		14
In field pickup		0		0
Adoption returns		4		3
Disposal	1	14	1	31
Picked up dead	4	42	2	40
Number redeemed	30	254	36	281
Number adopted to public	42	355	47	428
Number turned to rescues	10	117	19	172
Number euthanized - Adoptable	0	19	5	34
Number euthanized - Non adoptable	10	97	5	123
Number died for unknown reason	0	7	0	3
Number fostered	24	223	12	125
Escaped/missing/stolen	0	2	0	3
Total now on hand	59		55	
CATS:				
Number on hand from last month	12		17	
Number impounded this month	58	705	64	884
Owner relinquish		8		6
In field pickup		0		0
Adoption returns		0		1
Disposal	0	2	0	59
Picked up dead	7	76	18	99
Number redeemed	0	22	3	13
Number adopted to public	8	157	9	198
Number turned to rescues	4	152	19	153
Number euthanized - Adoptable	0	30	20	45
Number euthanized - Non adoptable	21	159	1	266
Number died for unknown reason	0	7	1	10
Number fostered	12	115	3	57
Escaped/missing/stolen	0	1	0	4
Total now on hand	18		7	
MISCELLANEOUS:				
Domesticated Animals	0	15	0	8
Wildlife	39	576	72	772
TOTAL	39	591	72	780

NOTES: Transferred to Wildcare 20, the rest were picked up dead

	FY2015		FY2014	
SAFETY REPORT	This Month	Year to Date	This Month	Year to Date
Injuries on the Job	0	2	0	8
City Vehicle Damaged	0	1	0	0
Vehicle Accidents Reviewed	0	0	0	1
a. Employee Responsible	0	1	0	0
b. Employee Not Responsible	0	0	0	1

PET LICENSES ENFORCEMENT ACTION	This Month	Year to Date	This Month	Year to Date
January to December				
Total Licenses Sold (Annual)	351	2,305	604	2,422
Citations Issued (AWO)	0	603	43	273
Citations Issued (Private Citizen)	0	13	1	5
Warnings Issued	0	45	2	29

FINANCIAL INFORMATION	This Month	Year to Date	This Month	Year to Date
10-1531 Amount - dog redemption	\$990.00	\$9,248.00	\$1,430.00	\$9,990.00
10-1532 Amount-dog adoption	\$2,370.00	\$20,341.00	\$2,820.00	\$23,950.00
10-1531 Amount-cat redemption	\$0.00	\$550.00	\$55.00	\$440.00
10-1532 Amount-cat adoption	\$600.00	\$8,880.00	\$480.00	\$10,695.00
10-1531 Amount-misc. redemption	\$0.00	\$275.00	\$0.00	\$55.00
10-1532 Amount-Misc. adoption	\$0.00	\$170.00	\$0.00	\$35.00
10-1533 Miscellaneous	\$325.00	\$3,058.00	\$560.00	\$9,894.00
TOTAL	\$4,285.00	\$42,522.00	\$5,345.00	\$55,059.00

Donation 010-0000-227.24-31 \$64.00 \$64,663.76 \$332.00 \$24,560.05

Donation account balance **\$84,365.31** **\$56,540.55**

Liability payback (July to June)	This Month	Year to Date	This Month	Year to Date
2003 Adoption expansion				
Payback Balance	-\$13,313.50		\$4,240.00	
22-L432 Liability - pet licenses	\$1,788.00	\$20,432.50	\$2,468.00	\$20,711.00
TOTAL (New Balance)	-\$15,101.50		\$1,772.00	

NOTES:

Replacement CPL \$1.50

	FY2015		FY2014	
SPAY / NEUTER PROCEDURES	This Month	Year to Date	This Month	Year to Date
Dogs	41	276	38	341
Cats	7	140	9	145
TOTAL	48	416	47	486

	FY2015		FY2014	
ANIMAL BITES July to June	This Month	Year to Date	This Month	Year to Date
Dogs	10	43	5	36
Cats	0	8	1	8
Other	0	0	0	1

SUMMARY

Dogs returned to the owner prior to coming to the shelter

1	City pet license
1	Rabies tag
	Microchips
	Personal ID tag
	Knew animal do to prior contact
1	Neighbor told officer
	Lost & Found slip in chameleon
3	Total

Incident No.	Offense	Court
2015-03091	City Pet License	Municipal Court
2015-03091	Vaccination of Animal	Municipal Court
2015-03693	Exposure Report	
2015-03002	City Pet License	Municipal Court
2015-03835	Confinement of Animal	Municipal Court
2015-03551	Vaccination of Animals	Municipal Court
2015-03551	City Pet License	Municipal Court
2015-03816	Vaccination of Animals	Municipal Court
2015-02953	City Pet License	Municipal Court
2015-02953	Vaccination of Animals	Municipal Court
2015-03129	Number of Animals	Municipal Court
2015-03129	City Pet License	Municipal Court
2015-03129	City Pet License	Municipal Court
2015-03129	City Pet License	Municipal Court
2015-03129	City Pet License	Municipal Court
2015-03293	City Pet License	Municipal Court
2015-03293	Vaccination of Animal	Municipal Court
2015-03597	City Pet License	Municipal Court
2015-03597	City Pet License	Municipal Court
2015-03813	Confinement of Animal	Municipal Court
2015-03813	Number of Animals	Municipal Court
2015-03813	City Pet License	Municipal Court
2015-03146	City Pet License	Municipal Court
2015-03146	City Pet License	Municipal Court
2015-03367	City Pet License	Municipal Court
2015-03367	City Pet License	Municipal Court
2015-03452	Clean Enclosure	Municipal Court
2015-03452	City Pet License	Municipal Court
2015-03452	City Pet License	Municipal Court
2015-03789	City Pet License	Municipal Court
2015-03789	Vaccination of Animals	Municipal Court
2015-03789	Confinement of Animal	Municipal Court
2015-03756	Exposure Report	
2015-03780	Exposure Report	

Kennel Statistics Report
Intakes from 03/01/15 to 03/31/15

	DOG	PUPPY	CAT	KITTEN	WILDLIFE	TOTAL
TOTAL	89	39	39	19	39	225
CONFISCAT	1	2	0	0	0	3
POLICE	1	2	0	0	0	3
DISPO REQ	4	1	7	0	18	30
FIELD	2	0	6	0	18	26
OTC	2	1	1	0	0	4
FOSTER	12	5	2	2	0	21
OTC	12	5	2	2	0	21
OWNER SUF	3	17	4	4	0	28
OTC	3	17	4	4	0	28
RETURN	3	1	0	0	0	4
OTC	3	1	0	0	0	4
STRAY	66	13	26	13	0	118
FIELD	32	4	12	2	0	50
OTC	34	9	14	11	0	68
WILDLIFE	0	0	0	0	21	21
FIELD	0	0	0	0	20	20
OTC	0	0	0	0	1	1

Kennel Statistics Report
Outcomes from 03/01/15 to 03/31/15

	DOG	PUPPY	CAT	KITTEN	OTHER	WILDLIFE	TOTAL
TOTAL	87	34	38	14	1	39	213
ADOPTION	30	22	8	4	1	0	65
IN FOSTER	8	3	1	2	0	0	14
RESCUE GRP	7	3	4	0	1	0	15
WALKIN	14	16	3	2	0	0	35
WEB	1	0	0	0	0	0	1
DISPOSAL	4	1	7	0	0	19	31
CREM-PRIV	1	0	0	0	0	0	1
CREM-SHELT	3	1	7	0	0	19	30
EUTH	10	0	20	1	0	0	31
BEH MANAGE	0	0	2	0	0	0	2
BEH SEVERE	3	0	0	0	0	0	3
COND SEVER	3	0	4	0	0	0	7
FELV/FIV	0	0	1	0	0	0	1
FERAL	0	0	10	0	0	0	10
HW MINOR	1	0	0	0	0	0	1
HW SEVERE	3	0	0	0	0	0	3
ILL SEVERE	0	0	2	1	0	0	3
INJ SEVERE	0	0	1	0	0	0	1
FOSTER	14	10	3	9	0	0	36
SPACE	13	10	2	2	0	0	27
UNDRAGE/WT	1	0	1	7	0	0	9
RTO	29	1	0	0	0	0	30
PHONE	3	0	0	0	0	0	3
TAG ID	2	0	0	0	0	0	2
WALKIN	23	1	0	0	0	0	24
WEB	1	0	0	0	0	0	1
TRANSFER	0	0	0	0	0	20	20
WILDCARE	0	0	0	0	0	20	20

	TRANSFER
	7
Wildcare Wildcare	13
Total	20

Kennel Statistics Report
Animals On Hand on 03/31/15

	DOG	PUPPY	CAT	KITTEN	Total
Total	45	14	13	5	77
CLEAVLAND CNTY	0	0	1	0	1
CLEVELAND CNTY	1	0	0	0	1
NORMAN	43	14	12	5	74
STATE PARKS	1	0	0	0	1

Spay/Neuter Activity Between 3/1/2015 and 3/31/2015

	Neuter	Spay	Total
CAT	3	1	4

A017406

A017407

A017416

A017175

	Neuter	Spay	Total
DOG	12	10	22

A017131

A017202

A017337

A017200

A016154

A016983

A017064

A017080

A016288

A017049

A017108

A017140

A017350

A015447

A017320

A017420

A017176

A016917

A016848

A016906

A017053

A016644

	Neuter	Spay	Total
KITTEN	2	1	3

A017401

A017222

A016502

	Neuter	Spay	Total
PUPPY	11	8	19

A017227

A017214

A017231

A017204

A017449

A017229

A017071

A017072

A017074

A017141

A017196

A017409

A017412

A017230

A017228

A017226

A017070

A017073

A017058

DEPARTMENT OF PUBLIC WORKS
MONTHLY PROGRESS REPORT
CITY OF NORMAN, OKLAHOMA
March, 2015

ENGINEERING DIVISION

DEVELOPMENT

The Development Coordinator processed 6 Final Plats (Ultimately for Development Committee) and 1 Preliminary Plat for Planning Commission; and 5 Final Plats for Development Committee; and 1 ROW Release/Vacation for City Council review. The Development Engineer reviewed 40 sets of construction plans and 7 punch lists. There were 187 permits reviewed and/or issued. Fees were collected in the amount of \$40,934.49.

CAPITAL PROJECTS-

SH-9E and Lindsey Street Interchanges

Construction on the I-35/ SH-9E and Lindsey Street Interchanges Reconstruction project began on Monday, March 2, 2015. This is a \$72 million construction project awarded to Sherwood Construction Company of Tulsa, Oklahoma. The Oklahoma Department of Transportation (ODOT) is administering the construction of this project.

The project involves the following items:

- The new SH-9E modified Interchange will allow large volumes of traffic to negotiate the area.
- SH-9E Project will provide a connection from Ed Noble Parkway to SH-9E
- Replace the existing Lindsey Street interchange with a Single Point Urban Interchange (SPUI). The SPUI will include longer on and off ramps at I-35 and a wider Lindsey Street bridge. The SPUI will allow large volumes of traffic to negotiate the area using a single set of traffic signals mounted at the center of the bridge. This is the second SPUI interchange in Norman and the third in the State of Oklahoma.
- Widen I-35, from the Canadian River Bridge to ½ mile south of Main street, from four to six lanes
- Three new bridges will be constructed to vertically separate the on and off ramps from I-35 to SH-9E and Lindsey Street

The contractor's activities this month were as follow:

- Continue construction of the SE corner of the intersection of 24th Avenue SW and SH-9E. Travel through the south leg of the intersection will be reduced to one lane in each direction.
- Continue to extend the box culvert for Merkle Creek on the east side of I-35.
- The I-35 Northbound to Lindsey Street off-ramp is still closed. The closure allows the contractor to continue to work on removing the existing curbing between the ramps and the I-35 main line and installing temporary pavement for a future traffic shift.

State Highway 9 – 24th Avenue SE to 36th Avenue SE

The State Highway 9 Widening Project is a \$9.6 million highway improvement project awarded to Allen Contracting of Oklahoma City. The project began on July 7, 2014 and will be completed in April 2015. The construction contract allows the contractor to earn early completion incentive pay at \$7,000 a day with a maximum of 90 days, for an early completion date of January 2015. The Oklahoma Department of Transportation (ODOT) is administering the construction of this project.

When the project is complete, the roadway will be widened to four lanes with a center median, intersection improvements at 24th Avenue SE, signalization of Technology Place, John Saxon Boulevard and 36th Avenue SE, improved drainage and a new bridge over a Dave Blue Creek tributary. The Oklahoma Department of Transportation will be administering the construction of the project.

The contractor's activities this month were as follow:

- Completed the paving of the north lanes of State Highway 9
- Weather permitting, install sod along State Highway 9
- Continue to construct the Bellatona Entry
- Construction is substantially complete and the contractor opened all lanes of SH-9E

Cedar Lane Road – 12th Avenue SE to ½ mile east of 24th Avenue SE

The Cedar Lane Road Widening Project is an \$8.1 million roadway construction project awarded to Duit/TTK construction of Oklahoma City. The contractor will start work on the project on June 23, 2014 and will be complete in May 2015. The project involves the construction of a new four-lane roadway that will include five foot bike lines on each side of the road. The project will also include improvements to 12th Avenue SE and 24th Avenue SE as they approach Cedar Lane Road, improve the BNSF railroad crossing and resurface U.S. Highway 77 on the north and south sides of Cedar Lane Road. Signalization of the 12th Avenue SE and Cedar Lane Road intersection will also help relieve traffic congestion at peak travel times during the day. The Oklahoma Department of Transportation (ODOT) is administering the construction of this project.

The contractor's activities this month were as follow:

- Continue installing the storm water system along Cedar Lane Road
- Continue installing new BNSF Railroad at-grade crossing
- Continue earthwork adjacent to the BNSF Railroad
- Begin laying asphalt adjacent to the BNSF Railroad
- Shift traffic to the south half of Cedar Lane Road east of US-77
- Begin earthwork on the north half of Cedar Lane Road east of US-77

FYE 2015 Concrete Projects

Construction of curb ramps and sidewalk to meet current ADA standards on "Sidewalk Accessibility Project - Phase 1" was completed March 6, 2015. This project creates an accessible pedestrian route from the Library to the Willows Apartments along University Boulevard.

*Monthly Progress Report
Public Works (March 2015)*

Reconstruction of two ramps and a landing damaged by a vehicle accident at the intersection of Webster and Comanche has been completed including upgrading to current ADA compliance by adding the tactile warning devices.

STORMWATER MANAGEMENT PROGRAM:

- EC Inspections – 162
- 72 Construction Sites Active
- 5 Earth Change Permits Issued
- Citizen Calls – 10 (19 YTD)
- Detention Pond Inspections – 7 (16 YTD)
- Sent out Fertilizer Applicator Registration letters
- ODEQ Permit OKR04 out for public comment
- Submitted edits to Engineering Design Criteria for Erosion Control

FLEET DIVISION

The Fleet Management Division Activity Report shows a comprehensive summary of the activity during the month, broken down into 3 subgroups: Fuel Report, Maintenance Report, and Productivity Report.

Fuel Report

Purchases: The Inventory fuel and Outside fuel purchases are added together for each category of fuel - Unleaded gasoline, Diesel fuel, and CNG.

Amount Sold: The amount of Inventory fuel and Outside fuel disbursed to city divisions are shown.

Price Per Gallon: For Inventory Purchases, each time a purchase is made the invoice information, such as quantity and total price is receipted into the Faster system. The Faster program then tallies the information and decides on a price-per-gallon for that purchase. The monthly high and the monthly low price-per-gallon for unleaded gasoline and diesel fuel are shown.

Maintenance Report

Repair Parts Sold: This shows the amount of money spent on repair parts for vehicles during the month.

Tires Sold: This shows the amount of money spent on tires for city vehicles during the month.

Total Parts Sold: This is the sum of Repair Parts and Tires Sold added together.

Sublet Repairs: This is the amount spent on outside repairs during the month.

Road Calls: This is the amount of times Fleet was called out to retrieve/repair a vehicle.

Preventative Maintenance Services: This is the amount of times a vehicle failed to make the appointed preventative maintenance service and had to be rescheduled.

Monthly Progress Report
Public Works (March 2015)

Total Work Orders: This is the amount of work orders for the entire month.

Year to Date Work Order Total: This is the amount of work orders for the entire year.

Productivity Report

Direct Labor Hours: Each mechanic's total direct labor hours are shown. Then the direct labor hours are tallied together. After that the total available hours are shown to assess productivity.

Productivity Goal: When mechanics are productive at 70%, meaning that 70% of their day was spent actually working on vehicles, the City of Norman is in equilibrium. We are able to use the money generated from their direct labor to pay wages, benefits and the utilities.

Actual Productivity: This is the average percent of all the mechanics' total productivity during the available working hours for the month.

STREETS

ASPHALT OPERATIONS

REAVES PARK ACCESS ROAD MAINTENANCE

1,218.16 tons of asphalt

DEEP PATCH OPERATIONS

300 BLK WEBSTER

51.07 tons of asphalt

500 BLK WEBSTER

64.07 tons of asphalt

600 BLK WEBSTER

51.07 tons of asphalt

N.4305 BROWNWOOD LN

41.29 tons of asphalt

N.4305 STANSBURY CIR

24.75 tons of asphalt

513 LAWS DR

46.19 tons of asphalt and 2.00 cubic yards of concrete

NANTUCKET BLVD

15.82 tons of asphalt

CONCRETE OPERATIONS

200 BLK SUMMIT RIDGE CIR PANEL REPLACEMENT

12.0 cubic yards of concrete

600 BLK GARRISON DR PANEL REPLACEMENT

18.0 cubic yards of concrete

W.3700 STANSBURY PANEL REPLACEMENT

24.0 cubic yards of concrete

OTHER

INTERLOCAL AGREEMENT CLEVELAND CO. DIST. 1

149TH ST B/POST RD AND DOUGLAS BLVD

3,290.12 tons of asphalt

ROUTINE POTHOLE PATCHING OPERATIONS

This month approximately 122.56 tons of asphalt was utilized in routine pothole patching operations.

STORM WATER

WEST LINDSEY STREET EXTENSION

Repaired white PVC fence.

SNOW/ICE CONTROL OPERATIONS

Crews performed snow/ice control operations in the urban area on March 1st, 4th and 5th.

TECUMSEH ROAD

Performing erosion repair to roadside drainage ditch at Tecumseh Road and 72ND Avenue N.E.
Hauled concrete rubble from Lindsey Yard. Placed 6 cubic yards of concrete.

NORTH PORTER AVENUE

Pushing/leveling construction debris at dumpsite.

VENTURE DRIVE ISLANDS

Dressing up and leveling islands.

ROADSIDE MAINTENANCE

Trimming trees on roadside right-of-ways in the rural area and hauled 19 tons of debris/wood chips.

DRAINAGE MAINTENANCE

Removed 22 tons debris/sediment and trimmed trees in drainage right-of-ways in the urban area.

URBAN/RURAL LITTER PROGRAM

Removed .46 tons of trash/debris from urban/rural right-of-ways.

URBAN STREET SWEEPING OPERATIONS

Urban street sweeping operations, a total of 644 miles were swept resulting in the removal of approximately 817 tons of debris from various curblane streets.

STORM WATER MANAGEMENT

Cleared 126 inlets and 1 ton of debris from drainage right-of-ways in the urban/rural area.

MOWING OF DRAINAGE/ROADSIDE RIGHT-OF-WAYS

Mowing Ruby Grant Park (rough mowing).

SERVICE EFFORTS AND ACCOMPLISHMENTS FYE 2015

STREET DIVISION					
	FYE 2015 March, 2015	FYE 2015 March, 2015	Year to Date	Year to Date	FYE 2015
PERFORMANCE INDICATORS	ACTUAL	PER CENT	ACTUAL	PER CENT	PROJECTED
Distribute work order requests to field personnel within one day.	99%	99%	99%	99%	99%
Patch 100% of all potholes smaller than one cubic foot within 24 hours (tons of material used)	420.86	100%	1,057.35	100%	95%
Overlay/pave 10 miles per year.	2.00	20%	14.57	146%	100%
Replace 1,160 square yards of concrete pavement panels	56.00	5%	1,137.50	98%	100%
Grade all unpaved alleys two (2) times per year. (approximately 210 blocks)	10.00	2%	90.00	21%	50%
Grade all unpaved public roads eight (8) times a year. (approximately 21 miles)	42.00	25%	378.00	225%	100%

STORM WATER DIVISION					
	FYE 2015 March, 2015	FYE 2015 March, 2015	Year to Date	Year to Date	FYE 2015
PERFORMANCE INDICATORS	ACTUAL	PER CENT	ACTUAL	PER CENT	PROJECTED
Distribute work order requests to field personnel within one day.	99%	99%	99%	99%	99%
Mechanically sweep 500 curb miles per month (lane miles)	644.00	129%	3,358.00	56%	50%
Inspect and clean 100% of the urban drainage inlets three times per year. (approximately 5,000 locations)	126.00	1%	5,752.00	38%	70%
Mow 190 ROW-miles of Urban right-of-way, eighteen times per year (miles)	-	0%	118.50	3%	85%
Mow 148 miles of Rural Right-of-way twice per year (miles)	-	0%	889.75	301%	50%
Mow 2,271,548 sq. feet of open drainage ways, six times per year	-	0%	8,388,824.00	62%	80%
Apply chemical vegetative control to 160 urban/rural ROW-miles twice per year	-	0%	47.50	15%	65%

MARCH 2015
DEVELOPMENT COORDINATION, ENGINEERING,
AND PERMIT REVIEW

Subdivision Development:

FY 14-15 Associated Fees

Planning Commission/Dev Comm Review: This Month Last Month Total

*Norman Rural Cert of Survey..0
 *Final Plats.....6
 *Preliminary Plats.....1
 *Short Form Plat.....0

City Council Review:

Certificate of Survey.....0
 Preliminary Plat.....0
 Final Plats.....0
 Consent to Encroach.....0
 Easement.....0
 Release of Easement & ROW..1
 Certif. of Plat Correction.....0

Development Committee:

Final Plats.....5 \$6,490.00

Fee-In-Lieu of Detention.....1 \$5,800.62

Subtotal: \$12,290.62 \$8,575.00 \$48,425.62

Permits Reviewed/Issued:

(includes Offsite Construction fees)

**Single Family.....32
 ***Commercial.....23
 Multi-Family.....0
 Addition/Alteration.....13
 House Moving.....3
 Paving Only.....9
 Storage Building.....6
 Swimming Pool.....8
 Storm Shelters.....94
 Public Improvements.....5
 Temporary Encroachments.....2
 Fire Line Pits/Misc.....1
 Flood Plain (@\$100.00 each).....0

Total Permits..... \$28,643.87 \$10,720.57 \$114,375.58

Grand Total..... \$40,934.49 \$19,395.57 \$163,401.20

****Construction Plan Review occurrences 40 31 238

*****Punch Lists prepared..... 7 6 58

* All Final Plat review completed within ten days.....PI # 13
 ** All Single Family Permits were reviewed and completed within three days.....PI # 10
 *** All Commercial Permits were reviewed and completed within seven days.....PI # 11
 **** All Construction Plans were reviewed within ten days.....PI # 12
 *****All Punch Lists prepared within one day of Final Inspection.....PI # 8

MARCH 2015

DEVELOPMENT COORDINATION, ENGINEERING, AND PERMIT REVIEW

**KEN DANNER/TODD McLELLAN/DREW
NORLIN**

	NUMBER OF INSTANCES	PERCENTAGE ACHIEVED
PI #8 PREPARE DEVELOPMENT PUNCH LIST WITHIN 1 DAY OF FINAL INSPECTION	7	100%
PI #10 SINGLE FAMILY BLDG PERMIT REVIEW W/I 3 DAYS	32	100%
PI #11 COMMERCIAL BLDG PERMIT REVIEW W/I 7 DAYS	23	100%
PI #12 CONSTRUCTION PLAN REVIEW W/I 10 DAYS	40	100%
PI #13 FINAL PLAT REVIEW COMPLETED WITHIN 10 DAYS	7	100%

FLEET MANAGEMENT ACTIVITY REPORT

March

FYE 2015

FUEL REPORT IN GALLONS

	UNLEADED PURCHASED	DIESEL PURCHASED	CNG PURCHASED	
Internal pumps	19,819.00	24,601.00	21,624.00	
Outside - sublet	416.94	323.10	0.00	
TOTAL	20,235.94	24,924.10	21,624.00	
	UNLEADED CONSUMED	DIESEL CONSUMED	CITY CNG CONSUMED	PUBLIC CNG CONSUMED
Consumption	19,580.49	23,245.10	10,244.77	11,379.23

FYE 2015 TO DATE CONSUMPTION				
TOTAL	UNLEADED CONSUMED	DIESEL CONSUMED	CITY CNG CONSUMED	PUBLIC CNG CONSUMED
Consumption	184,731.32	219,708.65	80,795.63	145,024.98

INTERNAL PRICE PER GALLON:					EXTERNAL PRICE PER GALLON:				
UNLEADED	High	\$1.99	Low	\$1.81	UNLEADED	High	\$2.29	Low	\$1.71
DIESEL	High	\$1.95	Low	\$1.71	DIESEL	High	\$3.03	Low	n/a
CNG	High	n/a	Low	\$0.85	CNG	High	n/a	Low	n/a

MAINTENANCE REPORT

REPAIR PARTS SOLD	\$56,670.88
TIRES SOLD	<u>\$15,319.01</u>
TOTAL PARTS SOLD	\$71,989.89

PUBLIC CNG SALES

March	\$18,683
FYE 2015 TO DATE	\$243,234

SUBLET REPAIRS \$22,030.74

Life To Date CNG Sales:
TOTAL SOLD GALLONS TO DATE: 466,309
TOTAL SOLD DOLLARS TO DATE: \$659,637

COMBINED SHOPS	Fiscal			
	CURRENT MONTH	LAST MONTH	TWO MONTHS AGO	YEAR TO DATE
ROAD SERVICE	24	25	27	166
EMERGENCY ROAD CALLS	19	5	4	66
PM SERVICES	145	120	119	907
DISASTER REPAIRS	0	0	0	0
WORK ORDERS	461	412	381	3,021
SCHEDULED REPAIRS	93	83	80	598
NON SCHEDULED REPAIRS	230	215	191	1,507

Light Shop	Fiscal			
	CURRENT MONTH	LAST MONTH	TWO MONTHS AGO	YEAR TO DATE
ROAD SERVICE	3	3	3	44
EMERGENCY ROAD CALLS	3	1	1	11
PM SERVICES	103	80	74	435
DISASTER REPAIRS	0	0	0	0
WORK ORDERS	225	192	198	239
SCHEDULED REPAIRS	47	42	49	239
NON SCHEDULED REPAIRS	94	85	86	605

Heavy Shop	Fiscal			
	CURRENT MONTH	LAST MONTH	TWO MONTHS AGO	YEAR TO DATE
ROAD SERVICE	21	22	24	121
EMERGENCY ROAD CALLS	16	4	3	35
PM SERVICES	42	40	45	391
DISASTER REPAIRS	0	0	0	0
WORK ORDERS	236	220	183	1,456
SCHEDULED REPAIRS	46	41	31	270
NON SCHEDULED REPAIRS	136	130	105	817

FLEET MANAGEMENT
Mechanic Productivity
Report

FYE 2015

March

MECHANIC	DIRECT LABOR HOURS	PRODUCTIVITY		INDIVIDUAL PRODUCTIVITY	
		GOAL	ACTUAL	DIFFERENCE	
# 001	53.72	72%	65.9%	-6.1%	
# 002	100.15	72%	80.5%	8.5%	
# 003	94.94	72%	72.0%	0.0%	
# 004	111.13	72%	87.1%	15.1%	
# 005	135.24	72%	72.5%	0.5%	
# 006	0.00	72%	100.0%	28.0%	
# 007	133.16	72%	81.4%	9.4%	
# 008	78.84	72%	86.0%	14.0%	
# 009	137.00	72%	77.8%	5.8%	
# 010	63.23	72%	85.4%	13.4%	
# 011	140.27	72%	71.6%	-0.4%	
# 012	135.67	72%	79.4%	7.4%	
# 013	130.61	72%	82.3%	10.3%	
# 014	119.18	72%	70.2%	-1.8%	
# 015	133.06	72%	71.0%	-1.0%	
# 022	115.79	72%	78.6%	6.6%	

DIRECT LABOR HOURS

1681.99

TOTAL AVAILABLE HOURS

2187.01

PRODUCTIVITY GOAL

72.0%

ACTUAL PRODUCTIVITY

76.9%

To Reschedule PM Service: 292-9708 Heavy & Light Equipment

To Reschedule PM Service: 292-9708 Heavy & Light Equipment

[illegible][illegible]

Rescheduled for:

Missed Preventive Maintenance

	COMPLETED FYE 14	PENDING FYE 14	TO DATE FYE 15	PENDING FYE 15
CITY COUNCIL	0	0	0	0
BUILDING MAINTENANCE	1	0	0	0
CUSTODIAL	0	0	0	0
FIRE ADMINISTRATION	3	0	1	0
FIRE TRAINING	0	0	1	0
FIRE PREVENTION	6	0	5	0
FIRE SUPPRESION	2	0	9	1
FIRE DISASTER PREPAREDNESS	4	0	0	0
ANIMAL CONTROL	8	0	5	1
POLICE ADMINISTRATION	2	0	0	0
POLICE STAFF SERVICES	7	0	7	0
POLICE CRIMINAL INVESTIGATIONS	8	0	11	1
POLICE PATROL	36	0	43	6
POLICE SPECIAL INVESTIGATIONS	4	0	3	1
POLICE COMMUNICATIONS	0	0	1	0
METER SERVICES	2	0	2	0
INFORMATION TECHNOLOGY	0	0	0	0
ENGINEERING	1	0	2	0
FLEET MANAGEMENT	0	0	0	0
STREET MAINTENANCE	11	0	6	0
STORM WATER	8	0	2	0
TRAFFIC	0	0	1	0
PARK MAINTENANCE	9	0	4	0
PARKS & RECREATION	1	0	2	0
PLANNING	0	0	0	0
PLANNING CDBG	0	0	0	0
DEVELOPMENT SERVICES	0	0	0	0
CODE COMPLIANCE	0	0	0	0
WATER PLANT	1	0	2	0
WATER RECLAMATION	1	0	0	1
UTILITIES - ENVIRONMENTAL	0	0	0	0
LINE MAINTENANCE ADMIN.	0	0	0	0
WATER LINE MAINTENANCE	11	0	1	0
SEWER LINE MAINTENANCE	5	0	1	0
SANITATION ADMINISTRATION	0	0	0	0
SANITATION RESIDENTIAL	5	0	1	0
SANITATION COMMERCIAL	10	0	6	0
SANITATION TRANSFER	8	0	7	1
SANITATION COMPOST	5	1	10	1
SANITATION RECYCLE	2	0	3	0
SANITATION YARD WASTE	3	0	2	0
TOTALS	164	1	138	13

CITY OF NORMAN
DEPARTMENT OF PUBLIC WORKS-TRAFFIC CONTROL DIVISION
MONTHLY PROGRESS REPORT

MARCH 2015	PROJECTED GOAL	THIS MONTH			YEAR TO DATE		
		Number of Requests	Goal Met	Percentage Met	Number of Requests	Goal Met	Percentage Met
Provide initial response to citizen inquiries within 2 days	100%	87	87	100%	590	590	100%
Provide information requested by citizens within 7 days	95%	87	87	100%	590	590	100%
Complete traffic engineering studies within 45 days.	99%	0	0	100%	0	0	100%
Review subdivision plats, construction traffic control plans, traffic impact statements, and other transportation improvement plans within 7 days.	95%	57	57	100%	447	447	100%
Worker Hours Per Gallon of Paint Installed.	0.80	Gallons	Worker Hours	Percentage	Gallons	Worker Hours	Percentage
		0	0	0.00	1311	468	0.36
Thermoplastic legend, arrows, stop bars & crosswalks installed.	4-6 Installations per day per 2 person crew. 100%	Crew Work Days	Total Installations	Average	Crew Work Days	Total Installations	Average
		0.38	1	2.63	13.79	180	13.05
Preventative Maintenance on each traffic signal once a year. Approximately 11 will be performed each month.	100%	Number Performed	Goal Met	Percentage Met	Number Performed	Goal Met	Percentage Met
		12	12	100%	139	139	100%
Response to reports on traffic signal malfunctions within one hour.	99%	Number of Reports	Goal Met	Percentage Met	Number of Reports	Goal Met	Percentage Met
		45	45	100%	307	307	100%
Response to reports of sign damage:	Percentage						
<i>High Priority</i> Stop or Yield Signs within one hour	99%	17	17	100%	76	76	100%
<i>Lower Priority</i> all other signs within one day	90%	35	35	100%	453	453	100%
<i>Street Name Signs</i> within two weeks	90%	45	45	100%	300	300	100%
Percent of work hours lost due to on the job injuries.	<.01%	Total Work Hours	Work Hours Lost	Percentage Met	Total Work Hours	Work Hours Lost	Percentage Met
		3344	176	0.05	28424	341.75	0.01

UTILITIES 13

Monthly Report

March 2015

Line Maintenance:

Division Fiscal Year 2014 Capital Projects

- Brownwood Lane – 100% Complete
- Crawford Ave. - 100% Complete
- Buckingham Ln – 100% Complete
- Comanche St. - 100% Complete
- Peters Ave. – 20% Complete

Division Fiscal Year 2015 Capital Projects

Rancho Dr. – 100% Complete
Knollwood St. – 100% Complete
Cimarron Drive – 90% Complete
W. Symmes St. – 50% Complete
Camela St. 10% Complete

Water Line Breaks for the Month – 11

Total obstruction service requests for month February - 37

- Private Plumbing: 35
- City Infrastructure: 2
- Sanitary Sewer Overflows: 2

D Lift Station Flows:

- Days - 31
- Average daily flow: .92 MGD.
- Average total flow: 28.52 MG

Wastewater Projects:

Canadian River TMDL Study (Project WW0044): Project considers ten (10) wastewater dischargers to the Canadian River from above OKC to below Lexington. Most of the dischargers are considering upgrades or improvements to Wastewater Treatment Plants (Water Reclamation Facilities). The project group selected a consultant who completed a Quality Assurance Project Plan (QAPP); QAPP was approved by EPA, Region 6 (EPA 6) in Dallas on 3/25/10; sampling for testing began 7/1/10 from selected sites along the river; Interim Modeling Report submitted through ODEQ to EPA 6 in December 2011; comments received from EPA 4/11/12; iterative reports and subsequent ODEQ comments received September 2012, March 2013 and August 2013; additional delay awaiting decisions on final discharge location(s) by other project entities. New Revised Projection Simulations received on 2/24/14; all parties concurred with results. However, project was delayed again due to errors in the modeling program code; actual final modeling results received 7/8/14; all parties again concur with results. Print version received 10/8/14; data and model sent to EPA6 for technical review only, not final approval. On April 6, 2015, Public Notice of Water Quality Management Plan modification was issued by Oklahoma Department of Environmental Quality (ODEQ). The project is now complete.

Royal Oaks Force Main Rehab (WW0062): Project will replace 2,260 feet of 16-inch ductile iron force main installed in 1984 along 24th Avenue NE, from near Alex Plaza Drive across Alameda to its termination at an existing manhole to be replaced. NUA staff is coordinating with Public Works staff on their bond project to widen 24th Avenue NE. NUA approved On-call Professional Services expenditure with Cardinal Engineering on 2/28/15; survey is complete; no permits required; 50% plans due in sixty (60) days.

SE Bishop Interceptor, Phase 2B (Project WW0267): Project will increase size of interceptors serving SE Norman, and has been completed in phases. Construction of 2B, Section 1 complete March 2007; Section 2A & 2B complete August 15, 2013; Section 2C consists of approximately 5,500 LF of 24-inch

sewer located south of Highway 9 between Pebblebrook Park and Classen Boulevard. Project advertised 1/2/2014; received bids 1/23/14; Krapff-Reynolds Construction Company low: \$1,064,690 with six (6) other bidders; award and contract approved by NUA 2/11/14; pre-work meeting held 2/13; Notice to Proceed effective 2/24; all work complete 1/31/15. Change Order No. 1 (CO1) increasing contract amount by \$28,319 approved by City Manager 3/3/15. Final change order and project acceptance will be presented to the NUA on 04/14/15; payments totaling \$1,081,092 of the revised contract total of \$1,093,009 or 99% have been processed.

Woodcrest Interceptor (WW0120): Project will replace and upsize the existing Woodcrest interceptor from north of Tecumseh Road running SW to near Porter Avenue and Rock Creek Road. Final project design by RJN Group is complete; supplemental TV survey completed by line maintenance; easements are in hand; final contract documents received 3/16/15, are under review in preparation to advertise for bids.

Sewer Maintenance Project FYE12 (WW0070): Annual project will replace about 32,320 feet (over 6 miles) of residential sanitary sewer lines, and rehabilitate or replace about 120 manholes in the area bounded by Boyd to the north, Imhoff Creek to the west, Timberdell to the south, and Elm to the east. The NUA approved an on-call contract with Lemke on 1/22/13; bid advertisement 8/7 & 8/14/14; opened bids 8/28/14 with PM Construction and Rehab, LLC, of Pasadena, TX, providing low bid of \$2,577,053. Award and contract approved by NUA on 10/14/14; ; pre-work meeting held, and Notice to Proceed effective 12/3/14; contractor finally began work 3/9/15, 96 days late; payments totaling \$0 of \$2,577,053 or 0% processed.

Sewer Maintenance Project FYE13 (WW0200): Annual project will replace about 37,000 feet (about 7 miles) of residential sanitary sewer lines and rehabilitate or replace over 200 manholes in the area bounded by Lindsey Street to the North, Bishop Creek to the West, Imhoff Road to the South, and 24th Ave SE to the East. Project advertised for bid 2/5 & 2/12/15; five (5) bids opened 2/26/15 with Urban Contractors of OKC low at \$2,873,020. NUA award and contract approved 3/24/15; pre-work meeting held, and Notice to Proceed effective 4/6/15; construction is on schedule and within budget; payments totaling \$80,041 of \$2,873,020 or 3% processed.

Sewer Maintenance Project FYE14 (WW0202): Annual project may rehabilitate over 47,000 feet (9 miles) of sewers and over 230 manholes in the area bounded by Robinson to the North, Sherry to the West, Main Street to the South, and Berry to the East, excluding Dakota & Iowa, which were in the 2009 project area. Alternates may also be bid, but are not finalized; NUA approved on-call surveying contract with Lemke 10/28/14; NUA video inspection complete 11/12/14; staff in-house preliminary design is in progress.

Woodcrest Interceptor (WW0120): Project will replace and upsize the existing Woodcrest interceptor from north of Tecumseh Road running SW to near Porter Avenue and Rock Creek Road. Permits are in hand. Easement acquisition is nearing completion; supplemental TV survey complete by Line Maintenance; final plan review scheduled with RJN Group 11/19/14; project should bid in February.

Wastewater Flow Monitoring Project (WW0042): HDR Engineering approved 04/13/10 for completion of city-wide flow monitoring, and calibrating the new Wallingford Infoworks wastewater model to simulate the affect a 5-year design storm. Thirty-two flow meters and ten rain gauges utilized to collect dry and wet weather flow data; Flow Monitoring Report received 12/21/10. Sewer sub-basin maps reviewed to determine proper loading information under 2025 Plan and corresponding population equivalents. Loading data transmitted to HDR in 04/25/12 so modeling can begin. Model development workshop held 03/14/13; capacity analysis report received 05/07/13. Collection system improvements report received 04/28/14 and is under review. Payments totaling \$541,387 of \$576,699 processed.

Phase 2 South WRF Improvements (WW0065): Preliminary design contract with Garver for preparation of Engineering Report (ER) approved 03/08/11. ER finalized and submitted to DEQ 11/18/11; Garver and staff met with DEQ on numerous occasions and DEQ approved 5 variances.. Final ER submitted to DEQ on 03/29/13 and was approved 06/27/13. Garver Amendment No.1 for final design and bidding approved 06/12/12. Final design documents for Phase 2 Improvements were submitted to DEQ 08/01/13 and DEQ approved the P&S on 11/26/13. Floodplain permit submitted 10/15/13 and was approved

by the City of Norman on 04/05/13. Garver Amendment No. 2 for construction administration, inspection, and operation and maintenance manuals approved by NUA on 04/22/14.

Public Meeting on proposed rate hike held 08/12/13 and the vote passed on 11/12/13 by an approximate majority of 76%. NUA approved Resolution 1314-89 authorizing loan application submission to OWRB; \$50.3 million loan approved by OWRB on 04/15/14.

Phase 2 WRF Improvements project expands design capacity from 12 to 17 MGD, rehabilitates OLDER EQUIPMENT and adds ultra violet disinfection, effluent aeration and odor control technologies. Five prime contractors were pre-qualified and bids were opened 03/27/14. Bids were received from three and the NUA approved award to Archer Western Construction, LLC of Irving, TX on 04/22/14. Contract and bonds approved by NUA 05/13/14.

Archer Western Construction, LLC began construction of the Phase 2 Improvements on June 2, 2014. All work is scheduled to be complete by November 18, 2016. The following briefly summarizes the work completed this period:

- Headworks/Screening: replacement parts for existing screens ordered; electrical conduits for new control system installed to NW of structure; protective coatings on grit channels to be initiated soon
 - Influent Flow Measurement Structure: no work date
 - Primary Clarifiers 1, 2, 3 and 4: basins inspected to ensure new mechanisms are properly sized; will demolish clarifier mechanisms in the future, one at a time. PC#1 to be taken out of service 04/09/15; hope to complete rehab in late May.
 - RBC and Bio-Tower structures: removal is complete.
 - Aeration Basins 4, 5 and 6: new transformer at Westside LS installed; Transformer 6 (Blower Building) and 36-inch storm water bypass line relocation completed allowing shoring installation and excavation to begin.
 - Final Clarifiers 5 and 6: Continued dewatering; demolition essentially complete. Steel piers and shoring installed along east side of FC's; excavation of both clarifiers nearing completion. Sludge piping and center structure on FC#5 and #6 complete. Mud slab complete for FC#6; bottom slab steel rebar installation ongoing; expect to begin and complete pouring bottom slab for FC#6 in early May 2015..
 - RAS/WAS Pump station excavation complete; bottom slab and most exterior walls in place; beginning placement of interior walls.
 - UV/Post Aeration Facility: steel shoring and dewatering wells installed; excavation and base slab complete. All exterior walls complete and backfill around structure has been initiated. Approximately 60% of interior walls complete; steel and concrete placement for walls continues. Backfilling beneath future blower control building is being expedited at this time.
 - Outfall Structure and 66-inch Outfall Piping: access road and 54-inch bypass complete. New structure complete with exception of final backfill. 66-inch outfall piping delivered; approximately 99% of piping installed and tested to date. Disposal of trash excavated from construction on top of landfill as per DEQ is complete; additional cover materials also stockpiled on landfill.
 - Sludge Blending Tank and Pump Station Building: old Co-Generation Facility, slab and sludge tank demolished. Base slab for new storage tank installed; working on exterior walls and piping.
 - Sludge Thickeners: completed electrical conduit installation to and within Main Control Building.
 - Digester Modifications: sludge removal from Digester 4 complete, removal from digester 2 moved back to 04/20/15.
 - Standby Generators: approval of generator submittals complete, electrical conduit to Blower building generator complete.
 - Odor Control: submittals ongoing; no work to date.
 - Pay Estimate No. 10 was submitted in the amount of \$649,949 for total of \$13,606,997 or 27.9% of the contract amount.
 - 297 calendar days or 33.0% of the 900 calendar day contract time has been consumed.
- Monthly Progress Meeting No. 10 was held 03/25/15.

South WRF Consent Order from DEQ: OPDES permit issued in July 2010 included deadline of July 2013 for implementing disinfection at the WRF. Staff and DEQ have negotiated Consent Order (CO) #13-077; CO#13-077 approved by NUA on 09/12/14 including the following tasks:

- Submit SEP project and schedule 11/30/14 (complete)
- Complete disinfection improvements 01/01/16
- Attain compliance with fecal coliform limits 07/01/16
- Complete Phase 2 improvements 01/01/17
- Attain compliance with Ammonia and TSS limits 07/01/17

North WRF Engineering Report (WW0204): This new project will investigate the cost of new facilities for wastewater treatment, disposal, and solids management at a new North Water Reclamation Facility (WRF). Differing treatment alternatives will be evaluated for discharge to either the Little River or the Canadian River. Request for Proposal RFP 1213-12 was issued 07/24/12 and consultant proposals are due 08/27/12. The proposed WRF site is located NW of the intersection of 12th Ave. NE and Franklin Road. Request for Proposal RFP 1213-12 was issued 07/24/12 and proposals were received from 4 consultants on 08/27/12. The review committee of 5 staff members selected the team of HDR and Alan Plummer and Associates to prepare the engineering report. NUA approved contract and work scope 01/08/13 but work delayed for 45 days; kickoff meeting held 02/26/13. Amendment No. 1 to HDR contract was considered by Finance Committee in April and will not be forwarded to the NUA for consideration. NUA and HDR staff conducted North WRF alternative treatment technology screening workshop on 05/29/13; alternative technologies were developed for three potential discharge locations. Technical Memorandum No. 1 received 08/01/13 and documents the reasoning for potential discharge limits and treatment technologies proposed prior to more detailed alternative development. Staff provided comments on TM-1 to HDR 08/29/13. Received draft version of TM-2 including cost estimates for 4 treatment and discharge alternatives from the future North Water Reclamation Facility. Staff met with HDR Engineering on 12/17/13 to discuss draft version of TM-2 and provide input regarding non-economic ranking of alternatives. Staff provided comments on TM-2 06/10/14; draft ER received 2/27/15 and is under review.

Effluent Reuse at Compost Facility (WW0058): A non-potable water system allowing reuse of treated effluent at the WRF is in place. Disinfected wastewater effluent may also be used, if permitted by the ODEQ, for irrigation purposes offsite such as at the Compost Facility south of the WWTP. Wastewater reuse can reduce water demand and delay the need for expensive water supply projects.

This project will install piping to the compost facility and examine the need to upsize the non-potable water pumps. Contract K-1213-54 for preparation of Engineering Report (ER) with Alan Plummer and Associates (APAI) approved 09/06/12. After numerous meetings with DEQ; ER for Compost Facility Reuse submitted to DEQ 09/04/13; ER approved on 09/23/14. APAI contract amendment for final design and construction administration approved by NUA 01/27/15; design work proceeding with draft plans expected 04/23/15.

Lindsey Street SS Rehab (WW0207): Project will rehabilitate approximately 2,900 LF 18 and 21-inch interceptor along Lindsey between McGee and Berry prior to re-construction of Lindsey Street under the widening project. Design contract with RJN approved by NUA 01/13/15. Project advertised 02/19/15 and bids were opened 03/12/15; low bidder was Insituform at \$362,844. NUA expected to consider contract and bonds with Insituform at the 04/14/15 meeting.

Water Projects:

Segment D Waterline, Phase 2: Crafton, Tull & Associates, Inc. has completed final design for the Phase 2 project and plans to utilize Highway 9 right-of-way has been delayed by ODOT. The permit to construct from ODOT has not been renewed. Alternative routes for the waterline are being investigated.

Master Meter Installations: The new meters have been purchased. Locations of the new meters are being finalized with field inspections. The project has been bid with Central Contracting Services, Inc. being the low bidder. Construction is delayed indefinitely.

Waterline replacement: Bishop Creek (WA0199): Project will replace a failed 12" Ductile Iron water main under Bishop Creek near the west terminus of Cedar Lane Road. On 1/28/14 the NUA approved budget transfers from other nearly complete projects to fund waterline replacement. On 1/29/14 staff issued a survey and design work order to Lemke under their On-call Services Contract; survey work complete, design in progress. Concept layout was approved about 3/30. Fifty percent (50%) complete plans received 4/9; comments returned to CP&Y 4/23; Ninety percent (90%) plans received 6/9; comments returned about 10/29/14; revised documents received 2/3/15 and are under review in preparation to advertise for bids.

Raw Waterline, Phase I (WA0051) – Design was prepared by Garver Engineers. Red Cliff, Inc. began September 27, 2010 and was scheduled to complete by June 24, 2011. They have installed all pipe and only lack connection vaults at both ends. Staff delayed the project due to high water demand during the summer and Change Order #1 was executed and signed by all parties. After excavating the WTP vault site, it was realized that the existing 1960's concrete pipe was a special fabricated curved pipe which was not anticipated by staff or the consultant in design. Therefore, our consultant has asked the contractor to reconsider utilizing ductile iron fittings as opposed to the original recommendation of fiber glass fittings. Increase pricing received was higher than original by \$86,575. Contractor and staff met and have not been able to resolve a resolution to move the project forward. Staff is consulting with legal department to aid in handling project talks. Staff was unable to get the contractor to complete vaults. NUA legal staff engaged talks with the contractor's attorney and were unsuccessful. Legal prepared a letter ending the contract and sent to contractor as well as bonding company. Staff rebid the project to complete the vaults and bids were opened 1/11/13. BRB was low bidder at \$788,505. Work began 2/27/13 and was substantially complete by July 2013. One major leak found due to a failed pipe was repaired. The line still has a small leak and in an attempt to save money, staff will order a repair once the leak surfaces. Project is complete and final payment has been made to contractor. Staff will closeout project once all accounts are reconciled.

Water Treatment Plant Expansion – Phase II is underway. This phase will include the installation of ozone treatment, UV treatment, an upgrade of the old high service pumps that supply pressure to the pressure plane, on-site chlorine generation, new ammonia feed system, and additional SCADA improvements. An ozone pilot study began October 2012 and was complete March 2013. The study was valuable and will be presented to Council January 2014. Total costs are estimated at \$33,540,000. The design contract is underway and was approved by NUA May 22, 2012. Council was update with engineering plans and pilot plant results on July 8, 2014.

Waterline Relocation: I-35 Widening (WA0196): Unbudgeted project necessitated by ongoing widening of I-35. Total budget of about \$500,000 estimated for replacing three waterlines associated with the I-35 project (24-inch at Briggs Street, 12-inch at Brooks Street and 12-inch at 24th Avenue SW and Highway 9). Team of SAIC/Poe and Associates will prepare design plans as an amendment to the Lindsey Street widening project. ODOT expected to reimburse waterline relocation costs at end of project. NUA approved design contract with SAIC and ODOT relocation agreements on 10/22/13. Design is underway. ODOT has required I-35 crossing at Briggs Street to be deepened to 28 feet below grade; construction costs will increase approximately \$450,000. Project advertised 04/29/14 and three bids were opened 05/22/14; Matthews Trenching was the low bidder at \$997,875. NUA approved contract on 06/10/14; work began 06/11/14 and must be complete by 09/01/14. Bore and encasement and waterline installation complete at 24th SW and at Brooks Street and at Briggs Street. NUA approved Final change order #1 and project acceptance on 12/23/14. NUA submitted 1st reimbursement request to ODOT and \$840,780 has been reimbursed by ODOT; staff will soon submit another request to ODOT.

Waterline Relocation: Robinson Under I-35 (WA0195): RFP 1314-28 distributed to consultants on 09/06/13; 14 proposals received 10/09/13. APAI was selected as most qualified for the project the NUA approved preliminary design contract on 01/28/14. Kickoff meeting held 02/14/14 with consultant, NUA and

Public Works staff. Staff met with representatives of ODOT. Draft report received 04/18/14; meeting held 04/30/14 to discuss alternative ranking matrix. Staff provided comments to APAI on draft engineering report on 7/31/14. Final ER received 09/25/14. APAI Amendment 1 for final design approved by NUA 10/14/14; kickoff meeting held 11/05/14; draft design plans received 01/26/15 and are being reviewed.

Berry Road Waterline Replacement: Poe and Associates are developing final design plans. The project will be split into two phases with Phase 1 being a half mile along Lindsey. Staff is considering using Fusible PVC pipe for this installation. Final design is complete. Plans have been submitted to ODEQ for approval. Bids were opened January 22 for the first which runs along Lindsey from Chatauqua to Berry and then north approximately 400 feet. The bid has been awarded to Central Contracting. Construction should begin in April.

Water Line Replacement, Berry Road (WA0305): This project will install 13,500 feet of 16-inch waterline along Berry between Robinson and Lindsey then east on Lindsey to Chatauqua. Design contract with Poe & Associates approved 05/14/11. Poe submitted draft design report on 09/23/11 and revised design report received 12/16/11; estimated construction costs are almost double staff estimates. Staff has advised Poe to proceed with final design; \$1,500,000 in additional construction funding approved in FYE13 budget. 50% design plans received 06/05/12 and are under review. The project will be split into two phases which will allow directional drilling for portions of Lindsey Street. Plans are currently being revised.

Water Storage Tank (WA0293): Originally, this project proposed construction of a new 2 MG water storage facility in SE or SW Norman. However, through water modeling completed under project WB0134, the most appropriate location for new storage was found to be in the high-pressure zone in NE Norman. Staff has considered various locations and comparing costs of ground versus elevated storage. Staff submitted a memo to the NUA regarding the siting of the proposed water storage tank on 12/30/13. The NUA approved engineering contract with PEC on 01/14/14 for design of the 1 MG elevated storage tank just northeast of the intersection of Robinson and 24th NE. Design drawings submitted to DEQ 08/22/14 and permit received 09/15/14. Advertised project on 02/05/15 and bids were opened 03/05/15. Landmark Structures was the low bidder and the NUA awarded the bids and approved contract with Landmark in the amount of \$2,636,000 on 03/24/15.

Lindsey Street 24-inch Water Line Improvements (WB0184): In order for the roadway and drainage improvements associated with the Lindsey Street Widening project to proceed, numerous public and privately owned utilities will need to be relocated. The Lindsey Street Waterline Improvements will install about 6,000 feet of 24-inch waterline along Lindsey between 24th Avenue SW and Berry Road. On March 10, 2015, the NUA approved Contract K-1415-103 for \$2,130,885 with McKee Utility Contractors, Inc. (McKee). The work began 04/06/15 at Briggs Street and 24th Avenue NW and has proceeded in an easterly direction along Lindsey Drive to Lindsey Street. At this time, work is continuing at the bore under 24th Avenue and in the area just east of Midas Muffler. Work will continue through September 2015. An intermediate completion date of June 4, 2015 was established to complete all waterlines west of McGee Street.

RECOUPMENT PROJECTS:

WWTP Investment Fee/Wastewater Excise Tax: Staff calculated the Wastewater Excise Tax on 9 commercial entities this month. This resulted in assessments made upon 3 entities whose project did not increase wastewater flows. A total of \$59,915.00 was assessed on the remaining 6 entities.

NW Sewer Study: 36th Interceptor & Force Main Payback projects established in 1998/1999: Because of abandonment of Carrington LS, two resolutions reducing number of parcels requiring payback approved 01/10/12. Collected \$3,307.58 during FYE12 from new Wal-Mart Market. Annual payback to investors for collections through end of FYE12 approved by NUA on 08/14/12. Releases for many properties now served by North interceptor system projects were filed of record. Payback of \$2,645 received from 36th NW Business Park on 03/17/15.

Sewer Service Area 5 Payback: Payback project established by R-0304-13 for NUA share of sewer improvements along Highway 9 from the Summit Valley Lift Station to the USPS.

Sewer Service Area 5 Payback: Payback project established by R-0304-13 for NUA share of sewer improvements along Highway 9 from the Summit Valley Lift Station to the USPS. Staff is working with the developer to establish the city share of sewer improvements in Summit Valley Section 2 Addition. The NUA desires that 1,300 feet of sewer be enlarged from 8-inch to 15-inch to allow Eastridge and Siena Springs lift stations to be decommissioned in future.

North Porter Waterline Payback: Payback project established 04/12/05 for 12-inch waterline constructed by Calvary Free Will Baptist Church along Porter Avenue from Tecumseh Road north 1,530 feet. Total payback to date is \$0.00 of potential \$61,177.

36th Avenue NW Waterline Payback: Payback project established 08/24/99 for NUA construction of 24-inch waterline along 36th Avenue NW from Tecumseh Road to SE 34th in Moore. Awaiting payback from Harvest Church; total payback to date is \$64,739.

24th Avenue NW Waterline Payback: Payback project established 04/22/08 for NUA construction of 24-inch waterline along 24th Avenue NW from convention center to Tecumseh Road. NEDC and City of Norman have been advised of need to pay for connection of new roadways along 24th Avenue NW. NEDC made payment of \$5,885.46 on 06/30/14; total of \$60,398 collected to date.

Post Oak Lift Station Payback: Payback project approved 04/14/09 for sewer and lift station improvements to serve the Links development as well as other properties in SE Norman. Construction is complete and final payback costs approved 01/25/11. Cedar Lane development is considering revision to preliminary plat and purchase of excess sewer capacity from Links.

Interstate Drive Waterline Payback: NUA approved new payback project on 04/22/14 for waterline improvements in University North Park in conjunction with the extension of Interstate Drive. Construction is complete and staff is working to finalize payback costs.

Summit Valley Interceptor Payback: Staff is working with developers to establish new payback project for sewer improvements in Summit Valley Addition. The NUA desires that approximately 2,000 feet of sewer be enlarged to elimination of proposed Stone Lake LS and allow Eastridge and Siena Springs lift stations to be decommissioned in future. NUA was expected to consider payback project on 05/27/14 but applicant has chosen to withdraw the land use and zoning application. Project will be delayed or cancelled.

DEVELOPMENT PLAN REVIEW:

As shown on the attached spreadsheet, staff reviewed 17 sets of water and sewer development plans this month. During this fiscal year, staff has reviewed a total of 103 sets of plans with an average review time of 8.2 days. Staff's goal is to review 90% of these plans in less than 10 days and, to date, staff has achieved this 78% of the time.

DEVELOPMENT PLAN REVIEW DEVELOPMENT PLAN REVIEW

March 2015

Received by Utilities	Name	Description	Engineer	Returned by Utilities	Action	Days to Return	Greater than 10 Days?
3/11/2015	North Point Addition	Preliminary Plat	Survey Solutions	3/16/2015	Returned	5	0
3/11/2015	Eagle Cliff Addition Section 15	Final Plat	SMC	3/16/2015	Returned	5	0
3/11/2015	Highland Village Addition Section 9	Final Plat	SMC	3/16/2015	Returned	5	0
3/11/2015	Belatona Addition Section 1	Final Plat	SMC	3/16/2015	Returned	5	0
3/11/2015	Middle Earth	Final Plat	Cedar Creek	3/16/2015	Returned	5	0
3/13/2015	Trailwoods Addition Section 9	Sewer	SMC	3/19/2015	Returned	6	0
3/13/2015	Trailwoods Addition Section 9	Water	SMC	3/19/2015	Returned	6	0
3/25/2015	Legacy Trail Apartments	Water	SMC				
3/27/2015	Middle Earth	Fire Line	Cedar Creek				
3/27/2015	OU Intramural Restroom Utilities	Private Sewer	Cabbiness				
3/31/2015	Classen Crossing Apartments	Fire Line	Arc Engineering				
3/31/2015	Classen Crossing Apartments	Sewer	Arc Engineering				
3/31/2015	Classen Crossing Apartments	Water	Arc Engineering				

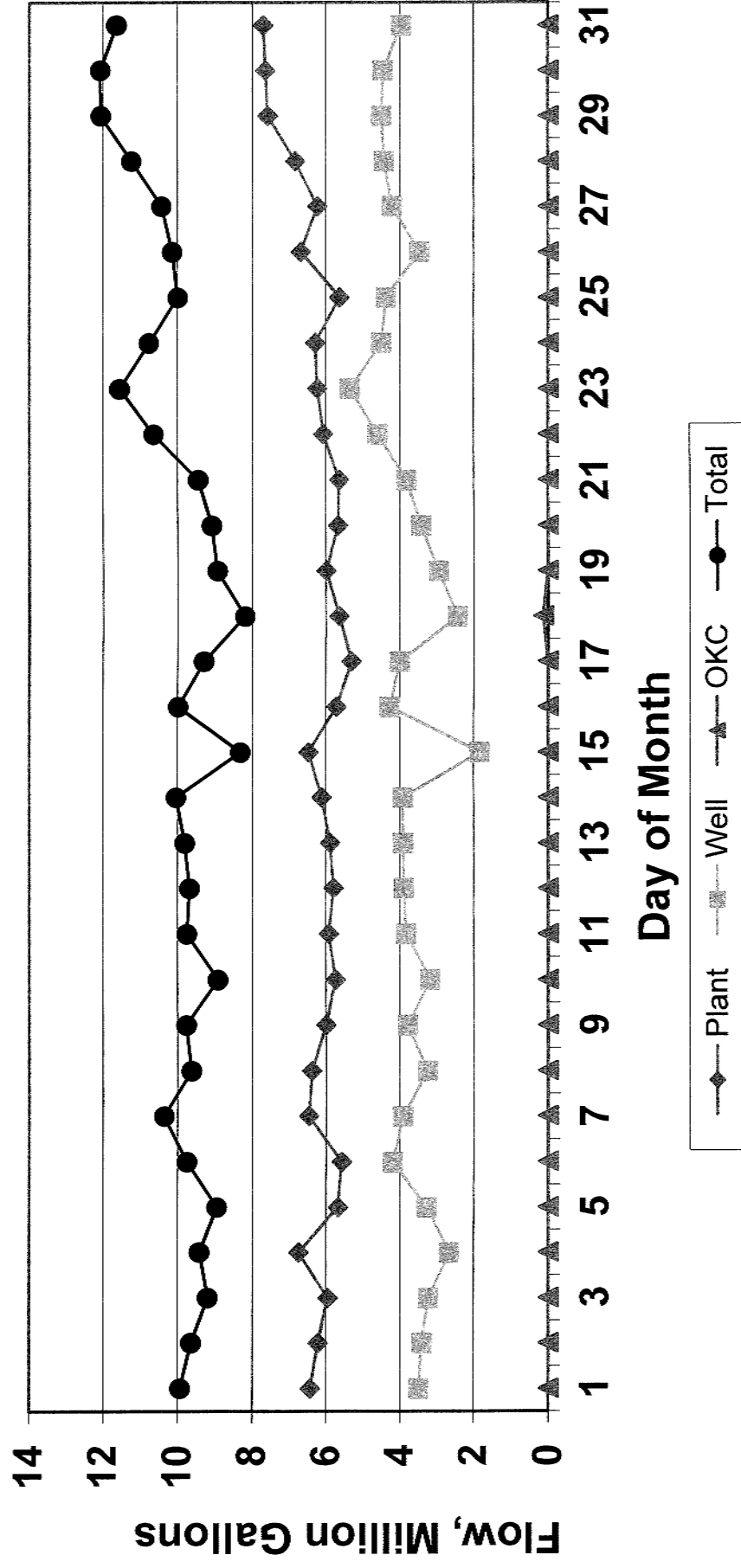
FYE15 Data

Average Days to Return =	8.2
Number of Plans Reviewed	103
Plan Review > 10 days	23
Percentage Reviewed < 10 Days	78%
Goal for Review < 10 Days	90%

Utilities Administration
Monthly Capital Projects Report

Project Information				Design Information				Construction Information								
Project Number	Project Name	Engineer	Contract Number	Design Total	Total to Date	% Comp	Contractor	Contract Number	Contract Amount	Contract End	Adjusted Amount	Amount Paid	Percent Change	Scheduled % Complete	Actual % Complete	Completion Date
WA0039	Boyd Tower Resurfacing	EST, INC.	0910-176	111,800	\$37,000	33%	Classic Protective Coatings	1112-01	\$437,400	6/4/1900	\$437,400.00	\$447,390.00	0.00%	100%	102%	
WA0051	Raw Waterline, Phase 1	Garver Engineers	0807-96	309,600	\$309,600	100%	Red Cliff, Inc.	0910-170	\$3,171,711	6/24/2011	\$3,171,711.00	\$2,315,026.00	0.00%	100%	73%	
WA0187	Pendleton Area Waterline	Cardinal	1112-112	84,550	\$81,225	96%	Central Contracting Services, Inc.	1213-87	\$934,225	11/25/2013	\$949,224.00	\$949,224.00	1.61%	100%	100%	5/1/2014
WA0199	Bishop Creek Waterline Replacement	Lemke/CP&Y	0910-55	21,850	\$13,030	60%	T.B.D.		NA	NA		\$0.00				
WM0044	WWTP Canadian River TMDL	ACOG/Guernsey	0910-185	268,644	\$256,818	96%	N/A		NA	NA		\$0.00				
WM0062	Royal Oaks Force Main Rehabilitation	Cardinal	T.B.A.	-			T.B.D.		NA	NA		\$0.00				
WM0070	Sewer Maintenance Project FYE 2012	Staff / Lemke	0910-55	73,580	\$71,875	98%	PM Construction & Rehab	K-1415-26	\$2,577,053	12/2/2015	\$2,577,053.00	\$0.00	0.00%	35%	0%	
WM0120	Interceptor Improvements: Woodcrest	RUN Group	0405-159	133,849	\$113,641	85%	T.B.D.		NA	NA		\$0.00				
WM0200	Sewer Maintenance Project FYE 2013	Staff / Lemke	0910-55	69,415	\$50,203	72%	T.B.D.		NA	NA		\$0.00				
WM0202	Sewer Maintenance Project FYE 2014	Staff / Lemke	0910-55	69,520	\$0	0%	T.B.D.		NA	NA		\$0.00				
WM0267	Interceptor Bishop Ph 2B Sect 2C	CP&Y	0304-147	147,463	\$145,069	98%	Krapf-Reynolds Construction	K-1314-107	\$1,064,690	8/23/2014	\$1,064,690.00	\$903,429.00	0.00%	100%	85%	
WM0011	WW Flow Metering Phase 2	NA	-	-	\$0	\$0	RUN Group	0405-116	\$154,244	NA	\$154,244.00	\$130,981.80	0.00%		85%	
WM0248	SS Emergency Repairs	NA	NA	N/A	\$0	\$0	Sewer Line Maintenance staff		\$100,000	NA	\$100,000.00	\$7,288.00	0.00%		7%	
WA0198	Franklin Road Waterline Relocation	Through Public Works	0910-61	172,000	\$122,500	71%	Central Contracting Services, Inc.		\$44,800	NA	\$44,800.00	\$0.00	0.00%		0%	
WA0305	Berry Road WL Replacement Phase 1	Poe & Associates	0910-61	-	NA		Central Contracting Services, Inc.		NA	NA		\$0.00				
WB0127	Phase 2 Wells	CH2M Hill	0607-109	400,800	\$337,697	84%	NA		NA	NA		\$0.00				
WB0140	FYE08 12-inch Waterline	Staff / Lemke	0910-55	-	\$63,709		Red Cliff, Inc.	1011-123	\$1,178,194	10/27/2011	\$1,178,194.00	\$1,055,035.54	0.00%	100%	90%	
WB0141	FYE08 16-inch Waterline	Staff / Lemke	0910-55	-	\$11,646		Red Cliff, Inc.	1011-123	\$294,548	10/27/2011	\$294,548.00	\$226,808.86	0.00%	100%	77%	
WB0184	Waterline Segment D, Phase 2	Crafton Tull	0607-55	95,625	\$81,429	85%	Future		NA	NA		\$0.00				
WM0262	Tecumseh Interceptor	Garver Engineers	0506-53	28,178	\$23,971	85%	Central Contracting Services, Inc.		\$88,144.80	NA	\$88,144.80	\$88,145.00	0.00%		100%	
WA0173	Master Meter Replacement	Staff	NA	-			Badger Meter Inc	PO#208124		NA		\$0.00				
WA0174	Master Meter Replacement	Staff	NA	-			Central Contracting Services, Inc.		NA	NA		\$0.00				
WA0174	Strategic Water Supply Plan	Carollo	1112-114	394,447	\$394,447	100%	NA		NA	NA		\$0.00				
WA0182	Waterline Segment A, Phase 1	PEC	0607-122	175,465	\$175,465	100%	delayed		NA	NA		\$0.00				
WA0195	Robinson/-35 Waterline Replacement	Alan Plummer	01314-110	398,500	\$165,959	42%	Future		NA	NA		\$0.00				
WA0196	I-35 Waterline Relocations	SAIC	1314-66	62,000	\$45,000	73%	Matthews Trenching Co., Inc.	K-1314-119	\$997,875	9/1/2014	\$1,056,100.00	\$1,056,100.00	5.83%	100%	100%	8/28/2014
WA0293	HPP Water Storage Tower	PEC	1314-98	219,900	\$159,000	73%	Future		NA	NA		\$0.00				
WB0164	Waterline Segment D, Lindsey	SAIC/Poe & Associate	1314-66	81,000	\$55,700	69%	McKee Utility Contractors	K-1415-103	\$2,130,885	9/16/2015	\$2,130,885.00	\$0.00	0.00%	12%	0%	
WW	Lindsey Street SS Rehab	RUN Group	1415-92	73,800	\$45,000	61%	Institutform Technologies	K-1415-92	\$362,844	8/25/2015	\$362,844.00	\$0.00	0.00%	-14%	0%	
WM0042	Wastewater Flow Monitoring	(see construction)		-			HDR Engineering/RUN Group	0910-164	\$576,699	1/9/2011	\$576,699.00	\$541,378.00	0.00%	100%	94%	
WM0050	WRF Effluent Truck Wash	Alan Plummer	1213-54	18,700	\$18,700	100%	Cannot be Permitted by DEQ		NA	NA		\$0.00				
WM0058	Effluent Reuse at Composting Facility	Alan Plummer	1213-54	45,800	\$37,410	82%	Future		NA	NA		\$0.00				
WM0065	WRF Phase 2 Expansion	Garver	1011-148	9,432,700	\$5,315,937	56%	Archer Western Construction LLC	1314-136	\$48,822,550	11/18/2016	\$48,822,550.00	\$13,606,997.00	0.00%	35%	29%	
WM0204	North WRF Engineering Report	HDR/Alan Plummer	1213-134	249,935	\$217,005	87%	NA		NA	NA		\$0.00				

Water Production for March, 2015



**CITY OF NORMAN, OKLAHOMA
DEPARTMENT OF UTILITIES
MONTHLY PROGRESS REPORT**

WATER TREATMENT DIVISION

MONTH: March

	FYE 2015		FYE 2014	
	<u>This month</u>	<u>Year to date</u>	<u>This month</u>	<u>Year to date</u>
Water Supply				
Plant Production (MG)	192.18	2,475.84	195.789	2209.11
Well Production (MG)	116.40	968.10	125.65	1025.43
Oklahoma City Water Used (MG)	0.13	5.41	0.00	2.65
Total Water Produced (MG)	308.70	3449.34	321.44	3237.19
Average Daily Production	9.96	12.54	10.37	11.81
Peak Day Demand				
Million Gallons	12.08	21.80	12.40	20.61
Date	3/30/2015	8/26/2014	3/31/2014	7/11/2013
System Capacity (see note)	23.70	23.70	23.50	23.50
Demand Above Capacity (Peak Day)	0.00	0.00	0.00	0.00
Note: System Capacity does not include the Oklahoma City water line.				
Costs				
Plant	\$352,398.07	\$3,368,694.71	\$353,082.75	\$3,347,208.42
Wells	\$176,868.88	\$1,662,141.78	\$77,250.45	\$703,801.09
OKC (Estimated)	\$4,713.97	\$52,760.68	\$1,438.39	\$26,113.69
Total	\$533,980.92	\$5,083,597.17	\$431,771.59	\$4,077,123.20
Cost per Million Gallons				
Plant	\$1,833.71	\$1,360.63	\$1,803.38	\$1,515.18
Wells * 03/15 includes mortgage	\$1,519.56	\$1,716.91	\$614.81	\$686.35
OKC (Estimated)	\$36,542.40	\$9,759.65	N/A	\$9,850.51
Total	\$1,729.76	\$1,473.79	\$1,343.25	\$1,259.46
Water Quality				
Total Number of Bacterial Samples	80	763	77	748
Bacterial Samples out of Compliance	0	4	0	0
Total number of complaints	0	191	3	70
Number of complaints per 1000 service connections	0.00	5.31	0.08	1.95
Safety				
Hours lost to OJI	0	0	0	0
Hours lost to TTD	0	0	0	0
Total Hours Lost	0	0	0	0
Safety Training Sessions Held	6	14	1	9
Public Education				
Number of tours conducted	2	16	0	6
Number of people on tours	16	171	0	118

Notes:

Pump/Motor has been installed in well 58. Slurry loop #2 pump liner failed -has been repaired. Well 31 lateral lines were repaired in vessel B.

City of Norman, Oklahoma
Department of Utilities

Monthly Progress Report
Water Reclamation Facility
March 1-31, 2015

Flow Statistics

	FYE 2015		FYE 2014	
	<u>This Month</u>	<u>YTD</u>	<u>This Month</u>	<u>YTD</u>
Total Influent Flow (M.G.)	282.1	2931.5	291.4	2721.8
Total Effluent Flow (M.G.)	275.7	2790.7	270.2	2307.9
Influent Peak Flow (MGD)	9.8	23.8	11.7	15.2
Effluent Peak Flow (MGD)	9.6	20.8	11.1	14.6
Daily Avg. Influent Flow (MGD)	9.1	9.1	9.4	9.7
Daily Avg. Effluent Flow (MGD)	8.9	8.6	8.7	9.1
Precipitation (inches)	2.1	17.4	1.7	27.7

Discharge Monitoring Report Stats

5 day BOD:	EPA minimum percentage removal 85%			
	Avg.		Avg.	
Influent Total (mg/l)	279		229	
Effluent Carbonaceous Total	10		4	
Percent Removal	96.5		98.4	
Total Suspended Solids:				
Influent (mg/L)	159		155	
Effluent (mg/L)	51		14	
Percent Removal	68.1		90.7	
Dissolved Oxygen:				
Influent (min)	0.2		1.3	
Effluent (min)	6.0		5.6	
pH				
Influent (Low)	7.2		7.2	
(High)	7.7		7.6	
Effluent (Low)	7.0		6.8	
(High)	7.4		7.1	
Ammonia Nitrogen				
Influent (mg/L)	30.3		26.6	
Effluent (mg/L)	9.6		1.9	
Percent Removal	68.4		92.9	

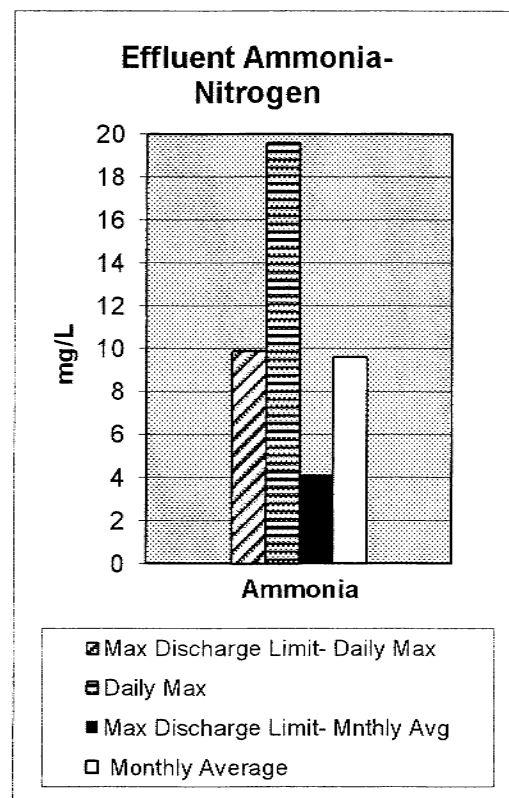
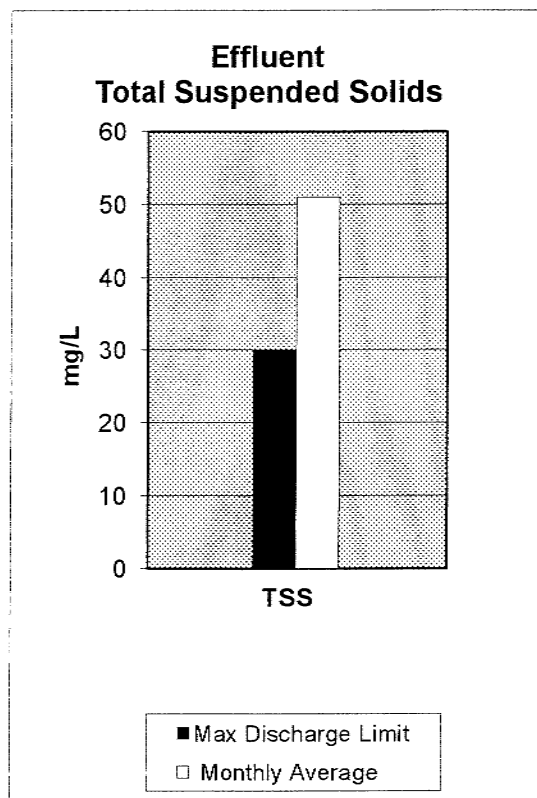
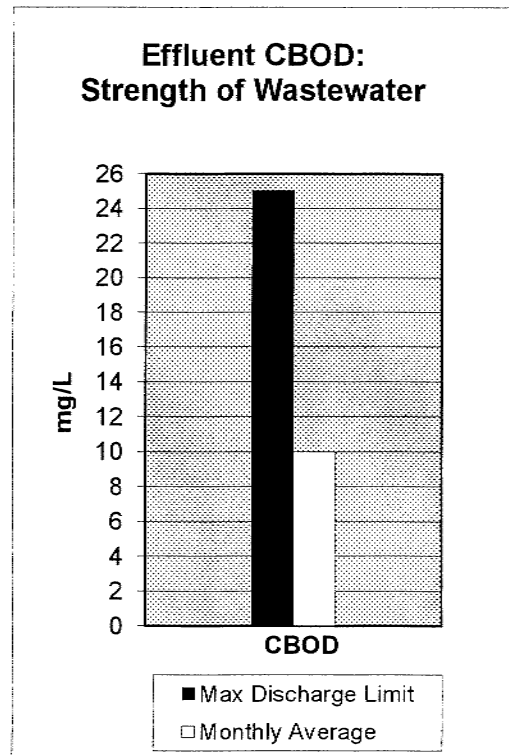
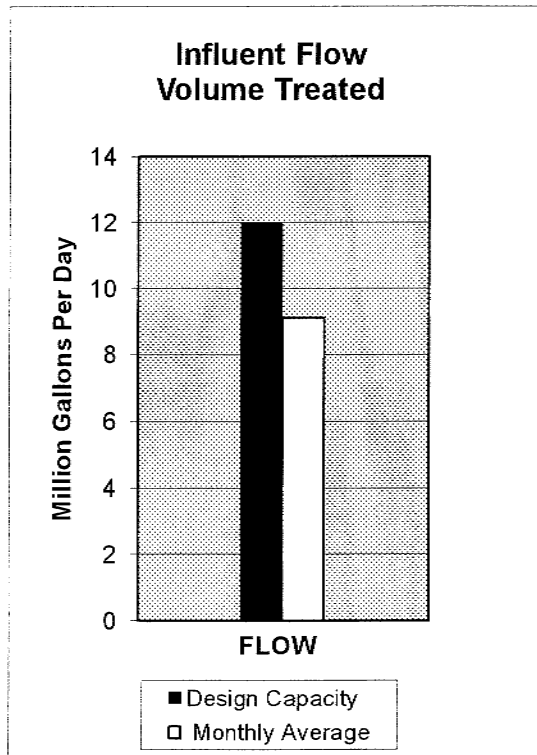
Utilities

Electrical				
Total kWh Used (Plant wide)	414,940	4,949,020	555,620	4,586,580
Aeration Blowers, WSL&Headworks	237,760	2,820,500	335,840	3,329,760
Natural Gas				
Total cubic feet/day (plant wide)	979,000	8,669,000	1,341,000	9,905,000

Public Education (Tours)	2	33	3	28
	Attendees			156
Reclaimed Water System (MG)	10.5	129.8	17.3	144.4
OU Golf Course	0.268	35.2	2.5	39.6

SP Digester boilers are beginning to show signs of aging. Natural gas useage significant when in use.

CITY OF NORMAN
WATER RECLAMATION FACILITY
March 2015



CITY OF NORMAN				
DEPARTMENT OF UTILITIES				
LINE MAINTENANCE DIVISION				
MONTHLY PROGRESS REPORT				
SEWER MAINTENANCE				
	FYE 15		FYE 14	
March, 2015	MONTH	YTD	MONTH	YTD
City Responsibility	2	31	1	20
Property Owner Responsibility	34	234	28	225
TOTAL	36	265	29	245
Number of Feet of Sewer Cleaned:				
Cleaned	140,090	1,040,905	164,685	1,006,048
Rodded	1,975	38,730	3,450	10,595
Foamed	0	99,470	0	96,463
TOTAL	142,065	1,179,105	168,135	1,113,106
Sewer Overflows:				
Rainwater	0	0	0	0
Grease/Paper/Roots	2	2	0	2
Obstruction	0	10	0	3
Private	0	4	0	8
Other (Lift Station, Line Break, etc.)	0	0	0	1
Total Overflows	2	16	0	14
Feet of Sewer Lines Televised	21,876	147,099	16,790	101,729
Locates Completed	315	3,008	353	3,225
Manholes:				
Inspected	558	6,720	708	5,228
New	0	0	0	0
Rebuilt	0	0	0	0
Repaired	0	0	0	0
Feet of Sewer Lines Replaced/Repaired	0	12	6	22
Hours Worked at Lift Station	136	1,140	103	1,319
Hours Worked for Other Departments	0	251	0	352
OJI Percentage	0.23	0.03	0.24	0.64
Square Feet of Concrete	0	0	0	0
Average Response Time (Hours)	0.51	0.46	0.39	0.42
Claims Paid Per 10,000 People	0	0	0	0

CITY OF NORMAN				
DEPARTMENT OF UTILITIES				
LINE MAINTENANCE DIVISION				
MONTHLY PROGRESS REPORT				
WATER MAINTENANCE				
	FYE 15		FYE 14	
March, 2015	MONTH	YTD	MONTH	YTD
New Meter Sets:	75	414	50	336
Number Short Sets	75	409	49	332
Number Long Sets	0	5	1	4
Average Meter Set Time	2.47	3.56	5.10	4.30
Number of Work Orders:				
Service Calls	486	3,942	437	3,660
Meter Resets	1	5	1	4
Meter Removals	0	21	1	12
Meter Changes	40	369	30	170
Locates Completed	449	3,684	393	3,871
Number of Water Main Breaks	11	135	14	150
Average Time Water Off	2.43	2.51	2.36	2.19
Fire Hydrants:				
New	2	4	0	1
Replaced	2	10	4	16
Maintained	149	668	57	851
Number of Valves Exercised	100	2,339	176	2,157
Feet of Main Construction	1,040	5,434	0	4,376
Hours of Main Construction	668	4,414	630	5,369
Meter Changeovers	5	101	21	105
OJI Percentage	0.00	2.05	0.00	2.65
Hours Flushing/Testing New Mains	51	812	64	624
Hours Worked Outside of Division	0	993	170	1,401

SANITATION DIVISION PROGRESS REPORT

MARCH 2015

	FY 14		FY 15	
	MONTH	YR-TO-DATE	MONTH	YR-TO-DATE
<u>Vehicle Accidents</u>	2	15	0	19
<u>On The Job Injuries</u>	0	9	0	3
<u>Bulk Pickups</u>	13	220	16	226
<u>Refuse Complaints</u>	91	699	67	601
<u>New Polycarts Requests</u>	54	491	67	532
<u>Polycarts Exchanges</u>	15	150	20	115
<u>Additional Polycart Requests</u>	63	464	50	457
<u>Replaced Stolen Polycarts</u>	19	260	26	228
<u>Replaced Damaged Polycarts</u>	155	1233	148	1343
<u>Polycarts Repaired</u>	13	181	17	193

COMPOST MONTHLY REPORT

MARCH 2015

	MONTH	YR-TO-DATE
TONS BROUGHT IN BY COMPOST CREWS:	599.84	2,872.00
LANDFILL TIPPING FEE'S	\$ 18.82	\$ 18.82
SAVINGS FROM NOT DUMPING AT LANDFILL:	\$ 11,288.99	\$ 54,051.04
TONS BROUGHT IN BY PUBLIC:	258.00	1,579.00
TONS BROUGHT IN BY CONTRACTORS :	485.00	3,253.00
TONS BROUGHT IN BY OTHER CITY DEPARTMENTS:	92.00	438.50
LANDFILL TIPPING FEE'S	\$ 18.82	18.82
SAVINGS FROM NOT DUMPING AT LANDFILL:	\$ 15,714.70	99,190.81
TOTAL SAVINGS FROM NOT DUMPING AT LANDFILL:	\$ 27,003.69	\$ 153,241.85
REVENUE COLLECTED FROM COMPOST SALES:	\$ 4,890.00	\$ 12,650.00

	MULCH CUBIC YDS		COMPOST CUBIC YDS	
	MONTH	YR-TO-DATE	MONTH	YR-TO-DATE
PARKS DEPT.	0	0	0	0
ROAD & CHANNEL	0	0	0	0
LINE MAINTENANCE	0	0	0	0
STREET DEPT.	0	0	0	0
WATER TREATMENT	0	0	0	0
MURPHY PRODUCTS OKC	0	11,380	0	0
SELF LOADING BIN	80	129	0	0
DRYING BEDS	620	3,924	0	0
COMPOST SOLD BY CUBIC YARDS	1,468	1,468		3,060
TOTAL:	2,168	16,901	0	3,060

MONTHLY RECYCLING REPORT
(CURBSIDE)
Mar-15

PROGRAM STATISTICS

	AVERAGE	
	MONTH	YTD
SET OUT/PARTICIPATION RATE:	90%	89%
AVERAGE TONS PER DAY :	20.74	21.26
POUNDS PER HOME:	33.58	17.73

COMMODITY BY TON

	MONTH	TONS	YTD TONS
ALUMINUM BEVERAGE CAN	1	4.62	48.22
#1 PET	3.2	14.8	128.89
NEWS	41	189.56	1661.46
GLASS CONTAINERS	19	87.85	777.4
MIX PAPER	9.6	44.39	401.69
#2 NATURAL	3	13.87	77.99
#2 COLOR	3.1	14.33	105.55
#3-#7	4	18.49	150.17
TIN-STEEL SCRAP	2.2	10.17	89.35
TRASH	7.5	34.68	364.78
OCC	6.4	29.59	307.61
TOTAL	100	462.35	4113.11

	MONTH	YTD
SERVICE CALLS (MISSES)	50	394
REMINDER NOTICES	7	66
MISC. (throwing bins, left in driveway, blowing trash)	11	25
MISSING BINS	7	52
BROKEN GLASS	0	0
PICK UP CART	10	41
REPAIR	11	72
DELIVERY REQUEST	0	3
SCATTERED	0	9
NEW	48	386
EXCHANGE	3	9
ADD	5	48
HOUSESIDE	2	29
REPLACE	6	16
TOTAL CALLS	160	1150

	MONTH	YTD
LANDFILL COST AVOIDANCE	\$8,701.43	\$77,408.73

MONTHLY TRANSFER STATION REPORT

MARCH 2015

	TONS PER MONTH	TONS PER YEAR	REVENUE PER MONTH	REVENUE PER YEAR
O.U. TONS	348.19	2,963.67	13,972.48	116,014.23
CONT. TONS:	122.63	1,010.10	\$ 6,172.00	49,300.73
CASH TONS:	1,085.35	8,291.63	\$ 53,653.80	382,717.66
BRUSH/YDS:	1	2.00	\$ 12.00	22.00
PULL OFFS:	31	232.00	\$ 465.00	3,078.00
TOTALS:	1,556.17	12,265.40	\$ 74,275.28	\$ 551,132.62

	MONTH	YR-TO-DATE
# OF LOADS TRANSPORTED TO OKC LANDFILL BY TRANSFER STATION TRUCKS.	412	3,454
# OF TONS TRANSPORTED TO OKC LANDFILL BY TRANSFER STATION TRUCKS.	7,210.68	62,558.98
# OF LOADS TRANSPORTED TO OKC LANDFILL BY INDIVIDUAL SANITATION TRUCKS.	27	498
# OF TONS TRANSPORTED TO OKC LANDFILL BY INDIVIDUAL SANITATION TRUCKS:	249.30	2767.14
GRAND TOTAL TONS TO LANDFILLS	7,459.98	65,387.12

DISPOSAL COST PER TON (OKC)	\$ 18.82	\$ 18.82
TIPPING FEE'S FOR DUMPING AT OKC:	\$ 140,396.82	\$ 1,229,437.58
GRAND TOTAL TIPPING FEE'S	\$ 140,396.82	\$ 1,229,437.58

# OF LOADS BROUGHT TO TRANSFER STATION BY COMMERCIAL SANITATION TRUCKS:	536	4475
# OF TONS BROUGHT TO TRANSFER STATION BY COMMERCIAL SANITATION TRUCKS:	3,489.59	27,324.92
# OF LOADS BROUGHT TO TRANSFER STATION BY RESIDENTIAL SANITATION TRUCKS:	349	2961
# OF TONS BROUGHT TO TRANSFER STATION BY RESIDENTIAL SANITATION TRUCKS:	2,279.38	19,866.77

TOTAL LOADS BROUGHT TO TRANSFER STATION:	885	7,436
TOTAL TONS BROUGHT TO TRANSFER STATION:	5,768.97	47835.69
MISCELLANEOUS TONS BROUGHT BY OTHER DEPTS.:	12.00	56.64

MONTHLY RECYCLING REPORT (DROP CENTERS)

MARCH 2015

MONTHLY UNIT PRICES

	Current Revenue Per Ton	Previous Revenue Per Ton	Processing Fee Per Ton	Previous Fee Per Ton	POUNDS				TONS				% REJECTED			
					REJECTED MONTH	REJECTED YEAR	MONTH	YEAR	REJECTED MONTH	REJECTED YEAR	MONTH	YEAR	MONTH	YEAR	MONTH	YEAR
ALUMINUM:	\$ 1,250.00	\$ 1,250.00	\$ -	\$ -												
PLASTICS:	\$ 70.00	\$ 70.00	\$ -	\$ -												
STEEL CANS:	\$ 40.00	\$ 40.00	\$ -	\$ -												
CLEAR GLASS:	\$ -	\$ -	\$ 20.00	\$ 20.00												
GREEN GLASS:	\$ -	\$ -	\$ 20.00	\$ 20.00												
BROWN GLASS:	\$ -	\$ -	\$ 11.28	\$ 11.28												
MIXED OFFICE PAPER:	\$ 20.00	\$ 20.00	\$ -	\$ -												
CARDBOARD:	\$ 55.00	\$ 55.00	\$ -	\$ -												
NEWSPAPER:	\$ 30.00	\$ 30.00	\$ -	\$ -												
RECYCLING MATERIALS REJECTED					18.82	215.96	18.82	215.96	0.50	1,868.26	0.50	1,868.26	6.00%	0.43%		
LANDFILL COST AVOIDANCE																

RECYCLING CENTER DATA:

	HOLLYWOOD				FAIR GROUNDS				HOBBY LOBBY				TOTAL				NET REVENUES			
	MONTH	TONS	YEAR	TONS	MONTH	TONS	YEAR	TONS	MONTH	TONS	YEAR	TONS	MONTH	TONS	YEAR	TONS	MONTH	YEAR	MONTH	YEAR
ALUMINUM:	0.29	7.10	0.38	7.81	0.35	6.11	1.02	21.02	\$ 1,275.00	\$ 16,188.10	\$ -	\$ -	\$ 1,275.00	\$ 16,188.10	\$ -	\$ 1,275.00	\$ 16,188.10	\$ -	\$ 1,275.00	\$ 16,188.10
PLASTICS:	2.53	16.45	2.42	19.15	3.64	20.98	8.59	56.58	\$ 601.30	\$ 3,861.50	\$ -	\$ -	\$ 601.30	\$ 3,861.50	\$ -	\$ 601.30	\$ 3,861.50	\$ -	\$ 601.30	\$ 3,861.50
STEEL CANS:	0.62	8.18	0.85	4.95	0.99	5.71	2.46	18.84	\$ 98.40	\$ 1,002.40	\$ -	\$ -	\$ 98.40	\$ 1,002.40	\$ -	\$ 98.40	\$ 1,002.40	\$ -	\$ 98.40	\$ 1,002.40
CLEAR GLASS:	22.96	48.15	-	18.69	-	14.24	22.96	81.08	\$ -	\$ -	\$ 459.20	\$ 934.38	\$ (459.20)	\$ (934.38)	\$ -	\$ -	\$ -	\$ -	\$ -	\$ -
GREEN GLASS:	-	5.99	-	6.31	-	6.29	-	18.59	\$ -	\$ -	\$ -	\$ (19.94)	\$ -	\$ -	\$ -	\$ -	\$ -	\$ -	\$ -	\$ -
BROWN GLASS:	-	26.59	-	6.91	-	6.86	-	40.36	\$ -	\$ -	\$ -	\$ (72.23)	\$ -	\$ -	\$ -	\$ -	\$ -	\$ -	\$ -	\$ -
MIXED OFFICE PAPER:	5.67	121.20	3.15	33.15	6.03	43.96	14.85	198.31	\$ 297.00	\$ 5,373.79	\$ -	\$ -	\$ 1,390.49	\$ 297.00	\$ 3,983.30	\$ 297.00	\$ 5,373.79	\$ 3,983.30	\$ 297.00	\$ 5,373.79
CARDBOARD:	68.49	267.07	-	77.80	-	84.08	428.95	31,730.96	\$ -	\$ -	\$ 4,157.52	\$ 3,766.95	\$ -	\$ 4,157.52	\$ 3,766.95	\$ -	\$ 4,157.52	\$ 3,766.95	\$ -	\$ 4,157.52
NEWSPAPER:	7.96	149.80	-	14.61	-	10.32	7.96	174.73	\$ 238.80	\$ 2,977.54	\$ -	\$ -	\$ 832.02	\$ 238.80	\$ 2,145.52	\$ 832.02	\$ 238.80	\$ 2,145.52	\$ 832.02	\$ 238.80
RECYCLING CENTER TOTALS:	109.52	650.53	6.80	189.38	11.01	198.59	326.33	1,039.46	\$ 6,277.45	\$ 61,134.78	\$ 459.20	\$ 7,222.23	\$ 5,818.25	\$ 53,912.05	\$ -	\$ 5,818.25	\$ 53,912.05	\$ -	\$ 5,818.25	\$ 53,912.05

OTHER CARDBOARD CONTAINERS:

CARDBOARD COMPACTORS:	38.06	404.24	\$ 2,093.30	\$ 27,306.11	\$ -	\$ 3,824.49	\$ 2,093.30	\$ 23,481.62	\$ 2,093.30	\$ 27,306.11	\$ -	\$ 3,824.49	\$ 2,093.30	\$ 23,481.62	\$ 2,093.30	\$ 27,306.11	\$ -	\$ 3,824.49	\$ 2,093.30	\$ 23,481.62
OTHER NEWSPAPER CONTAINERS:	51.57	413.56	\$ 2,836.35	\$ 27,268.65	\$ -	\$ 139.50	\$ 2,836.35	\$ 27,129.15	\$ 2,836.35	\$ 27,268.65	\$ -	\$ 139.50	\$ 2,836.35	\$ 27,129.15	\$ 2,836.35	\$ 27,268.65	\$ -	\$ 139.50	\$ 2,836.35	\$ 27,129.15
OTHER RECYCLING TOTALS:	-	12.00	\$ -	\$ -	\$ -	\$ 340.75	\$ -	\$ 8,676.19	\$ -	\$ 340.75	\$ -	\$ 8,676.19	\$ -	\$ 8,676.19	\$ -	\$ 8,676.19	\$ -	\$ 340.75	\$ -	\$ 8,676.19
RENTAL FROM OCC CONTAINERS:	39.63	829.80	\$ 4,929.65	\$ 54,915.51	\$ -	\$ 12,640.12	\$ 4,929.65	\$ 46,275.33	\$ 4,929.65	\$ 54,915.51	\$ -	\$ 12,640.12	\$ 4,929.65	\$ 46,275.33	\$ 4,929.65	\$ 54,915.51	\$ -	\$ 12,640.12	\$ 4,929.65	\$ 46,275.33

RECYCLING EXPENSES:

CAGE ROLL OFFS	215.96	1,369.26	\$ 21,310.70	\$ 205,162.83	\$ 459.20	\$ 19,862.41	\$ 20,851.50	\$ 185,300.42	\$ 21,310.70	\$ 205,162.83	\$ 459.20	\$ 19,862.41	\$ 20,851.50	\$ 185,300.42	\$ 21,310.70	\$ 205,162.83	\$ 459.20	\$ 19,862.41	\$ 20,851.50	\$ 185,300.42
GLASS	50	418	12	74	56	550	18	148	12	144	148	12	144	148	12	144	148	12	144	148
NEWSPAPER	50	418	12	74	56	550	18	148	12	144	148	12	144	148	12	144	148	12	144	148
CARDBOARD	50	418	12	74	56	550	18	148	12	144	148	12	144	148	12	144	148	12	144	148
MIXED OFFICE PAPER	50	418	12	74	56	550	18	148	12	144	148	12	144	148	12	144	148	12	144	148
EXPENSES	50	418	12	74	56	550	18	148	12	144	148	12	144	148	12	144	148	12	144	148
MAN HOURS:	50	418	12	74	56	550	18	148	12	144	148	12	144	148	12	144	148	12	144	148
LABOR COST:	50	418	12	74	56	550	18	148	12	144	148	12	144	148	12	144	148	12	144	148
VEHICLE COST:	50	418	12	74	56	550	18	148	12	144	148	12	144	148	12	144	148	12	144	148
TOTALS:	50	418	12	74	56	550	18	148	12	144	148	12	144	148	12	144	148	12	144	148

RECYCLING TOTALS:

	CAGE ROLL OFFS			GLASS			CARDBOARD			NEWSPAPER			OCC COMPACTORS			MIXED OFFICE PAPER			EXPENSES		
	MONTH	YTD		MONTH	YTD		MONTH	YTD		MONTH	YTD		MONTH	YTD		MONTH	YTD		MONTH	YTD	
MAN HOURS:	50	418		12	74		56	550		2	148		16	1,352		144	148				
LABOR COST:	\$ 1,339.00	\$ 11,194		\$ 321.36	1,982		\$ 1,499.68	\$ 14,729		\$ 53.56	\$ 3,963		\$ 428.48	\$ 36,206.56		\$ 3,856	\$ 3,963.44		\$ 36,206.56	\$ 36,206.56	
VEHICLE COST:	\$ 3,216.00	\$ 13,202		\$ 771.84	2,568		\$ 4,910.40	\$ 25,413		\$ 1,663.46	\$ 5,847		\$ 1,029.12	\$ 12,962.66		\$ 4,589	\$ 12,962.66		\$ 12,962.66	\$ 16,447.41	
TOTALS:	\$ 4,555.00	\$ 24,395.62		\$ 1,093.20	\$ 4,549.36		\$ 6,410.08	\$ 40,141.99		\$ 1,717.02	\$ 7,036.02		\$ 1,457.60	\$ 8,445.15		\$ 8,091.20	\$ 16,376.10		\$ 94,379.22		

