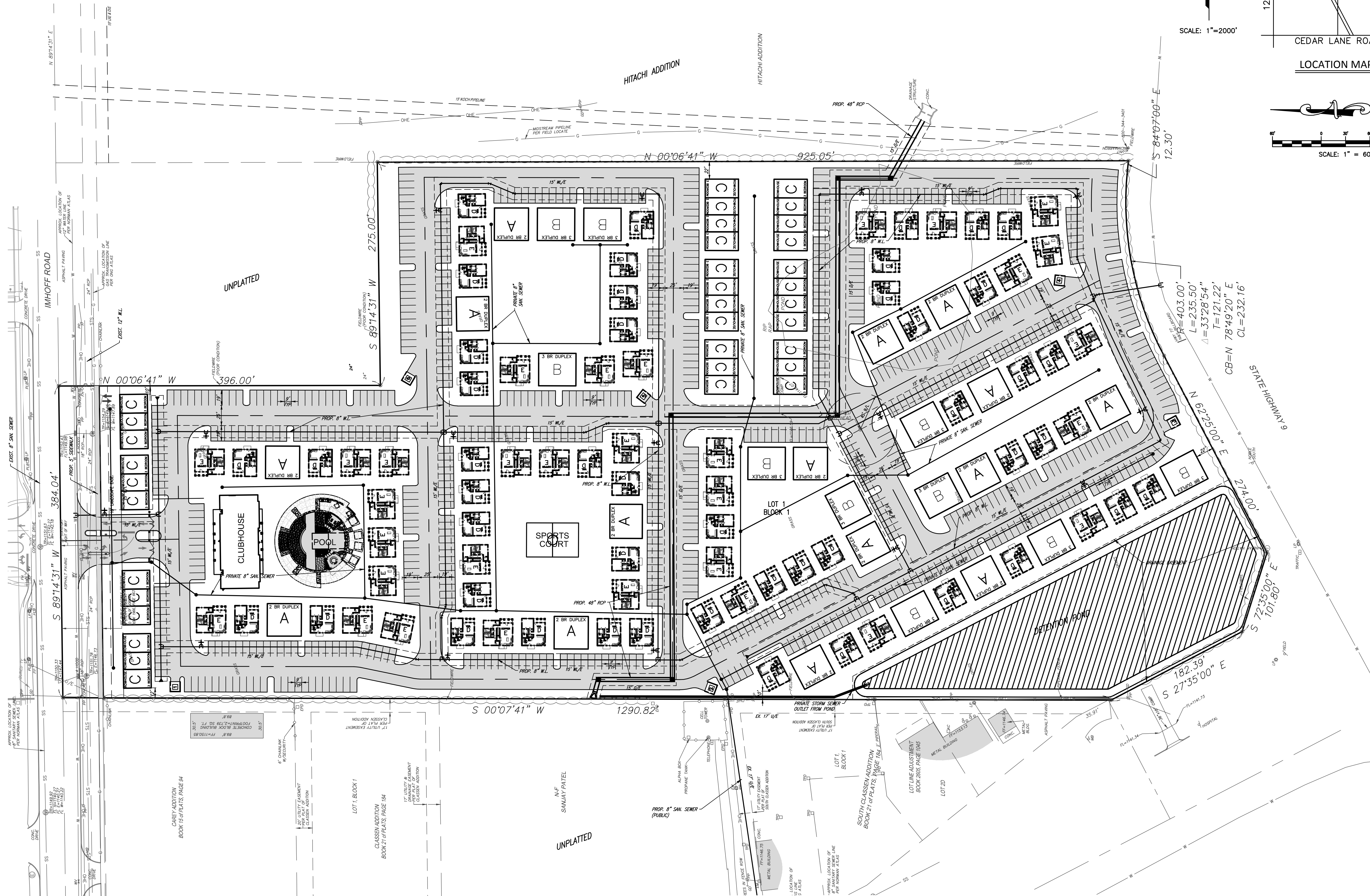
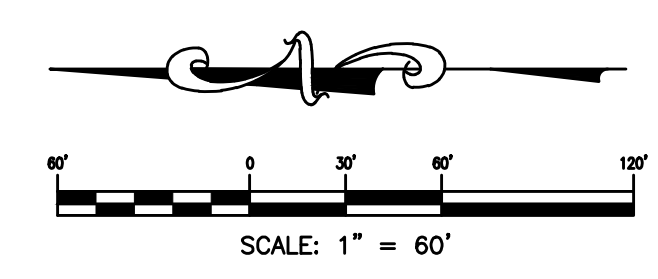
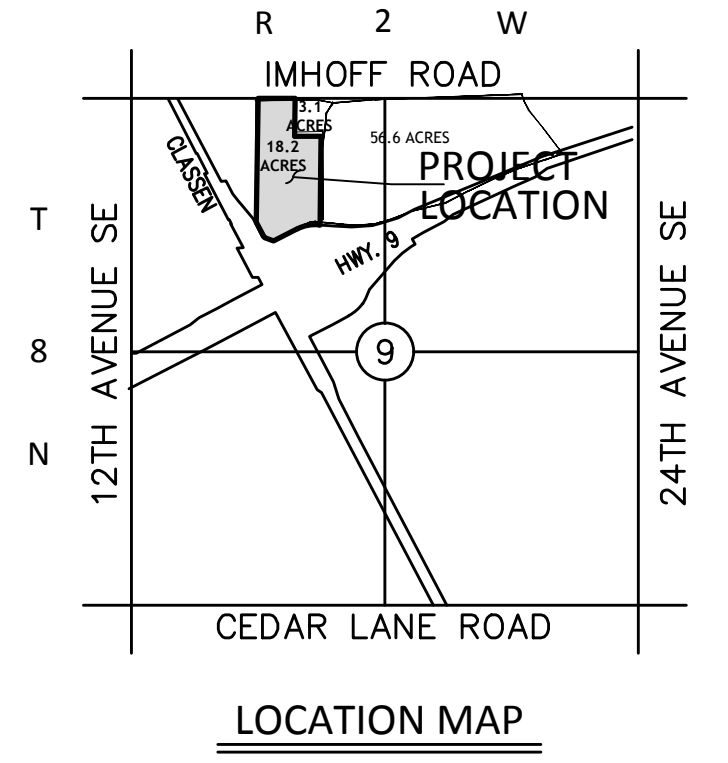


PRELIMINARY SITE PLAN
ASPEN HEIGHTS ADDITION
 A PLANNED UNIT DEVELOPMENT
 BEING PART OF THE N.W. 1/4, SECTION 9, T8N, R2W, I.M.
 NORMAN, CLEVELAND COUNTY, OKLAHOMA



SCALE: 1"=2000'



© SMC CONSULTING ENGINEERS, P.C. ALL RIGHTS RESERVED. THESE DOCUMENTS MAY NOT BE USED FOR ANY PURPOSES WITHOUT PRIOR WRITTEN PERMISSION FROM SMC CONSULTING ENGINEERS, P.C.

ASPEN HEIGHTS ADDITION
A PLANNED UNIT DEVELOPMENT
IMHOFF RD. & CLASSEN BLVD.
NORMAN, OKLAHOMA

SMC
 Consulting Engineers, P.C.
 915 North Lincoln
 Norman, Oklahoma 73069
 Phone: 405-232-7715 Fax: 405-232-7659
 Website: www.smcok.com

OKLAHOMA CERTIFICATE OF AUTHORIZATION NO. CA 464 EXP. 09/29/2013

No.	Revision	Date
1	Revised per City Plan review comments	10/15/2013

PROJECT NO: 5483.00
 DATE: 03/11/13
 SCALE: 1" = 60'
 DRAWN BY: D.S.
 ENGINEER: TOM L. MCALEB
 P.E. NUMBER: 13418

PRELIMINARY SITE PLAN

PLANNED UNIT DEVELOPMENT - ASPEN HEIGHTS ADDITION PRELIMINARY SITE PLAN
 Prepared by: Dave Giffin & Co. 03/11/13