

PLANNING & BUDGET STAFF

Jane Hudson

Interim Planning and Community Development Director

Anthony Francisco, CPFO, CTP, CPFA

Finance Director

Jacob Huckabaa
Budget Technician

Kim Coffman CPFA
Budget Manager

Debbie Whitaker
Municipal Accountant III

Joyce Green
GIS Analyst II

Ashley Evans
Administrative Technician IV

Clint Mercer, CPA, CPFO
Chief Accountant

OFFICE SERVICES STAFF

Kris Wiard

Printing Services Operator II

Brenna McLendon

Printing Services Operator I

This document was prepared by the City of Norman, Planning & Finance Departments and printed by the City of Norman, Office Services Division.

For additional information please contact:

City of Norman Planning Department

P.O. Box 370

Norman, Oklahoma 73070

(405) 366-5431

PRELIMINARY

FYE 2021 Capital Improvement Projects BUDGET

and

FYE 2022 - 2025 Capital Improvement Projects PLAN

City of Norman, Oklahoma

April 9, 2020

Executive Summary of the FYE 2021 Capital Improvement Projects Budget - By Fund

I. Dedicated Public Safety Sales Tax Fund (15)

Revenues to this fund derive from the Public Safety Sales Tax. The City will sell general obligation bonds and repay them with PSST as collected. Only approved projects may be funded. Beginning in FYE20, capital outlay, project projects and debt service will be included in Fund 50.

II. Community Development Block Grant Fund (21)

Revenues to this fund derive from Federal Government grants. The City will advance the funds and the grant program will reimburse the City based on regularly filed claims. During FYE21 there are three capital projects totaling \$335,000.

III. Special Grants Fund (22)

Revenues to this fund derive from contributions, gifts of cash, or other assets from another government or non-profit agency to and used for a specific purpose. They are budgeted as received. There is \$300,000 in new funding for FYE21.

IV. Room Tax Fund (23)

The Room Tax Fund monitors revenues and expenditures of the Guest Room Tax. There are two new projects in FYE21 totaling \$155,000.

V. Water Fund (31)

Capital projects are funded through user fees, bonds, loans and grants. Funding for capital projects in FYE21 totals \$11,507,637. Project expenses from the Water Fund include Water Distribution System (\$7,168,137), Water Towers (\$884,000), Water Treatment Plant (\$3,155,500). Significant impact on the operating budget is expected. Most of the impact cannot be quantified at this time. However, it is estimated that annual payments for water rights will impact the operating budget, as wells are constructed, by approximately \$11,000 per well per year. These wells will produce approximately 300,000 gallons each, which will generate potential revenue of \$124,000/well/year at \$1.14/1,000 gallons.

VI. Water Reclamation Fund (32)

Funding for these projects are wastewater user fees, revenue bonds, and project specific grants. Capital project expense for 10 projects in FYE21 is \$5,695,100.

VII. Sewer Maintenance Fund (321)

Funding sources derive from user fees, which include a \$5 per month sewer-maintenance rate, effective October 1 2001. A "Worst Case First" approach was implemented in FYE 2003, with the first projects addressing sewer lines in the oldest parts of Norman. Five capital projects are funded in FYE21 in the amount of \$2,800,000 in pay-as-you-go capital projects for repairing and replacing aging and deteriorating sewer lines, lift stations, emergency repairs, and supporting facilities. Replacement of deteriorated sewer lines should decrease infiltration and inflow into the collection system, reducing treatment costs and line maintenance costs.

VIII. New Development Excise Tax Fund (322)

A new development excise tax was approved by referendum and became effective October 1, 2001. Revenues are used for constructing improvements to wastewater collection, conveyance and treatment facilities. These are for new growth (full build-out) related wastewater capital projects, including interceptor improvements and north side wastewater treatment plant environmental impact studies, as required by the Environmental Protection Agency (EPA) as part of the permitting process. In FYE21, two new projects valued at \$671,400 are scheduled.

IX. Sanitation Fund (33)

Funding sources derive from user fees. There are seven new projects valued at \$2,985,000 in FYE21.

X. Capital Fund (50)

Anticipated revenue derives from the “capital sales tax” dedicated to capital improvements (7/10) - projected to be \$13.82 million new in FYE21. Bond projects will use \$18,039,192 of GOB. Also, \$400,000 is anticipated to be available from earned interest. UNP TIF funds will be received to pay debt service.

Capital Outlay

By Council policy, 27% of the capital sales tax revenue is dedicated for capital outlay. In FYE21, the amount of \$3,594,896 will be transferred to the General Fund (10) and \$139,800 will be transferred to the Westwood Fund (29) for capital outlay. PSST will fund \$343,666.

Street Maintenance

Street maintenance continues to be a high priority. Revenue dedicated for street improvements by formula is 25% of the capital sales tax. In FYE21, \$4,110,754 is budgeted for alley repair, asphalt and concrete pavement maintenance, asphalt paver patch, concrete valley gutter, crack seal, force account drainage materials, and rural road improvements. In FYE21 an additional \$73,500 is transferred to the General Fund for Storm Water Drainage Labor. A significant amount of street maintenance, not included here, is funded in the GOB projects listed below.

Maintenance of Existing Facilities

Maintenance of existing facilities is to preserve existing facilities and prevent/postpone need for major capital expenditures. Revenue dedicated for facility maintenance by formula is 5% of the capital sales tax. In FYE21, \$226,000 is included for 9 individual projects.

Other Capital Projects

Other capital project expenses include \$5,172,159 for projects, \$1,310,051 for salaries & benefits and \$16,699 for Services & Maintenance. Major project categories include Transportation (\$1,405,000), Buildings and Grounds (\$1,494,159), Parks and Recreation (\$38,000) and Stormwater (\$1,880,000).

GOB Projects - 2008

There are no new expenses scheduled for FYE21 for the Municipal Complex Renovation and Expansion project.

GOB Projects – 2012

On August 18, 2012, voters approved \$42,575,000 in major street and bridge projects. Property tax is the authorized funding source. Some of these expenses have been approved in amendments to the Budget. There are no new expenses scheduled for FYE21. The remaining expenses are scheduled in FYE 22 through FYE23 to complete the program.

GOB Projects – 2016

On April 5, 2016, voters approved \$25,360,000 in street maintenance projects. General obligation bonds will be sold with a temporary sales tax as the funding source. There is \$5,033,934 scheduled in FYE21. The remaining expenses are scheduled in FYE22 through FYE23 to complete the program.

GOB Projects – 2019

On April 2, 2019, voters approved \$72,000,000 in transportation improvement projects. General obligation bonds will be sold with a temporary sales tax as the funding source. There is \$11,685,496 in expenses programmed for FYE21, with the remaining program scheduled from FYE22 to beyond 5 years.

Capital projects will affect the General Fund operating budget. Facility/infrastructure improvements and replacements are built to higher standards, and should reduce maintenance expenses, increase efficiency and increase safety (i.e. the Maintenance of Existing Facilities set-aside, Building Maintenance Projects, etc.). However, there will be a gradual but cumulative demand to maintain more traffic control facilities, buildings and parks in future years.

XI. Norman Forward Sales Tax Fund (51)

NORMAN FORWARD is a quality of life initiative proposed by community groups and residents. On October 13, 2015 voters authorized a ½ cent temporary (15 years) sales tax to fund the projects. Collection began January 1, 2016. Some of the projects will be funded on a pay as you go basis. Some of the projects are of higher importance and greater costs, and therefore require borrowing funds through general obligation bonds. In FYE21, \$25,530,000 of bond funded projects are scheduled, and \$5,887,462 of paygo funded projects are scheduled. The individual projects' impacts on the operating budget may be significant because they are new and expanded facilities.

XII. Park Land and Development Fund (52)

Revenues derive from land development and vary according to the growth rate. Typically, projects appear before Council for budgeting when sufficient development occurs to warrant improvements and sufficient funds collected to pay for the improvements. In FYE21, there are no new projects.

XIII. University North Park Tax Increment Finance District Fund (57)

The purpose of the University North Park TIF (TIF #2) is to facilitate development and improvements in the University North Park Area, in accordance with the Oklahoma Constitution and Local Development Act. City Council and property owners identified projects to fund. There are no scheduled projects for FYE21. Any additional new projects will be presented to Council for approval as they are identified.

XIV. Arterial Road Recoupment Fund (78)

The Arterial Road Recoupment Fund's purpose is to act as a revolving fund to match private funds in constructing arterial roads, in an effort to prevent dangerous gaps. As land is developed, developers are required to construct or fund the widening of the adjacent arterial roads that serve their subdivision. Because it is rare that all adjacent land develops at the same time, the resulting scenario is unimproved road segments, or gaps. In effect, the directional lanes would be two lanes, then one lane, then two lanes, such that dangerous driving conditions occur. The intent is that development pay its way when it (recoupment district) develops. Initial funding of this program was from the Capital Fund. Future revenues will reimburse this fund as a revolving source for this program. In FYE21, no new project budgets are scheduled.

TABLE OF CONTENTS

Overview	1
Designated Public Safety Sales Tax Fund 15	
Assumptions	6
Fund Summary	7
Summary Project Table	8
Community Development Block Grant Fund 21	
Assumptions	11
Fund Summary	12
Summary Project Table	13
Special Revenue Fund 22	
Assumptions	18
Fund Summary	19
Summary Project Table	20
Project Sheets	21
Room Tax Fund 23	
Assumptions	22
Fund Summaries	23
Summary Project Table	24
Project Sheets	25
Transit Fund 27	
Assumptions	27
Fund Summary	28
Summary Project Table	29
Water Fund 31	
Assumptions	30
Fund Summary	31
Summary Project Table	32
Project Sheets	34
Water Reclamation Fund 32	
Assumptions	80
Fund Summary	81
Summary Project Table	82
Project Sheets	83
Sewer Maintenance Fund 321	
Assumptions	99
Fund Summary	100
Summary Project Table	101
Project Sheets	102
New Development Excise Tax Fund 322	
Assumptions	113
Fund Summary	114
Summary Project Table	115
Project Sheets	116
Sanitation Fund 33	
Assumptions	121
Fund Summary	122
Summary Project Table	123
Project Sheets	124
Capital Fund 50	
Assumptions	132
Fund Summary	134
Summary Project Table	135
Project Sheets	142
Norman Forward Sales Tax Fund 51	
Assumptions	217
Fund Summary	218
Summary Project Table	219
Project Sheets	220

Park Land and Development Fund 52	
Assumptions	235
Fund Summary	236
Summary Project Table	237
University North Park TIF Fund 57	
Assumptions	238
Fund Summary	239
Summary Project Table	240
Arterial Road Recoupment Fund 78	
Assumptions	241
Fund Summary	242
Summary Project Table	243
Appendix	244
Figure 1 - Ward Map	
Figure 2 - Street Maintenance & Transportation Projects	
Figure 3 – Utility Projects	
Figure 4 - Other Capital Projects	
Figure 5 – 2012 General Obligation Bond Projects	
Figure 6 – 2016 General Obligation Bond Projects	
Figure 7 – 2019 General Obligation Bond Projects	
Table of Unprogrammed Capital Projects	
Glossary of Terms and Acronyms	

OVERVIEW OF THE CAPITAL IMPROVEMENTS PLAN

1. PLANNING

The *Capital Improvements Plan (CIP)* is the schedule established by the City of Norman that identifies the major improvement projects and schedules them to fit its fiscal capabilities for five years into the future. Annual reviews are made of the capital improvement projects budget and plan, and the plan is extended one year, to maintain a six-year schema.

Capital Projects generally cost more than \$10,000, are relatively fixed or permanent in nature and have an expected life of more than five years. Such projects consist of the construction of a new, expanded or improved tangible asset, which is physically fixed. Major projects normally require more than one fiscal year to complete. Contracted services for design, land acquisition, utility relocations and construction may be required. Examples include land purchase, new buildings, building additions, street improvements, utility line improvements, parks and playgrounds, and major drainage channel improvements.

Capital Outlay, on the other hand, is an expenditure directed towards maintaining or purchasing new or replacing tangible assets which themselves have expected life spans of one to five years. Expenses are generally one-time and occur within a single budget year. Examples include the purchase of vehicles and equipment.

The CIP maintains a multi-year time frame. Information is updated annually in conjunction with the budget process. Prior years' actual project expenditures are included. The first year shown is the budget for the active fiscal year. The second year is the next fiscal year, for which an official annual budget is being prepared. The remaining four years are projections of anticipated revenues and expenses based on estimated needs and priorities.

Capital projects originate at virtually any point in time and from a variety of sources. Any citizen, organization, Board or Commission may submit requests to Council at any time. Also, special studies and master plans for various city services (such as wastewater, water, parks and recreation, or transportation) culminate at various times, usually resulting in recommended capital projects, including operating impact, scheduling, and revenue sources. If Council determines sufficient need and/or funds exist, then the Capital Budget and/or Plan may be amended. Otherwise, the annual planning and budgeting process begins in the Fall of each year.

2. BUDGETING

The *Capital Improvements Budget* follows the *Oklahoma Municipal Budget Act*. The budget is organized according to Enterprise Funds, which are described throughout this document. This is a multi-year program, identifying total project expenses related to a particular project. Past actual expenses are included, however, the first single year is the active fiscal year. After the end of this fiscal year, both the encumbered and unencumbered budgeted amounts automatically roll into the following fiscal year's budget to maintain funding continuity, until the projects are individually closed. The second single year is the additional new funding for the upcoming fiscal year's budget. The remaining years constitute a plan.

The Municipal Budget Act authorizes optional (effective July 1, 2006) nonfiscal budgeting for capital expenses. "*Encumbrances for funds whose sole purpose is to account for grants and capital projects and/or any unexpended appropriation balances may be considered nonfiscal and excluded from the budget by the governing body, but shall be reappropriated to the same funds, accounts and for the same purposes for the successive fiscal year, unless the grant, project or purpose is designated or declared closed or completed by the governing body.*" (11 O.S., Section 17-206, D.). In other words, once appropriated, a budget (encumbered and unencumbered balances) could automatically carry over from one fiscal year to the next until that project is either completed, its budget spent, or the project declared closed. It would no longer be necessary for Council to reconcile and reappropriate unencumbered fund balances for capital project accounts, but only to declare when a grant, project or purpose is closed or completed. This policy was adopted by Council beginning with the FYE 2010 budget.

During the Fall, Council and Staff begin reviewing the status of capital project implementation and the need to incorporate adjustments or amendments to policy, priorities, scope or costs. Typically Council holds this initial review in November. A first draft proposal for a new CIP is prepared for Council's consideration and comment in February. In response, revisions are prepared and a fiscally responsible multi-year plan is prepared. Additional Council study sessions are held during March, April and May for recommendations and adjustments. A public hearing is then held at a regularly scheduled Council meeting. When adopted in June, the first year becomes the fiscal year budget and the remaining years constitute the projected Capital Improvements Plan.

3. IMPLEMENTATION

With City approval and/or funding available, project managers pursue the necessary steps to implement the approved projects. Each quarter, written reports are submitted to Council and the public about the status and progress of projects.

Typically there are four implementation stages. Design of the improvement is accomplished by a qualified professional and requires proper selection procedures (this may be staff or consultant). Right-of-way acquisition must provide fair treatment of the owner's rights and use of public funds, and sometimes involves hiring of consultant services. Utility relocations involve both City and non-city owned "public" and private facilities and requires coordination of work space and scheduling. Finally, facility construction requires fair selection of contractors, traffic management, inspections, and approvals throughout the period of construction.

When projects anticipate outside funding (such as grants, transportation matching funds, private donations) there are additional requirements of the City. Outside revenues usually are limited to certain types of expenses, with the City responsible for the remainder. Schedules and costs are affected by such things as the availability of grants, results of plan reviews, differing construction standards, and specific property acquisition procedures.

4. 2025 LAND USE AND TRANSPORTATION PLAN POLICY

General Policies were determined through an extensive citizen participation process and Council action; and documented in the long range general plan for the City. The overall GOAL is to implement City Council public service policies as defined in the 2025 PLAN adopted by Council. It also serves as the basis for infrastructure master plans (i.e., water, wastewater, drainage, parks, et. al).

- a. In summary, the 2025 PLAN establishes the following goals related to capital improvements:
 - Goal 1 – Affirmatively and responsibly manage the location of growth in Norman based on available public services and environmental suitability of the land for development.
 - Goal 2 – Utilize the provision of infrastructure in supporting and influencing growth into areas most suitable for development.
 - Goal 3 - Encourage and support diversified housing types and densities in order to serve different income levels, family structures and ownership.
 - Goal 4 – Enhance the quality of economic growth in the City by attracting high technology-related industries that have low environmental impacts.
 - Goal 5 – Retain the distinct character of rural Norman and protect the environmentally sensitive Little River Drainage Basin.
 - Goal 6 – Develop and maintain a greenbelt system for Norman.
 - Goal 7 - Continue efforts to promote the enhancement and stability of the core area.
- b. Land use patterns (industrial parks/corridors, commercial nodes, neighborhood units, tourist commercial nodes, suburban large lot development, etc.) designated in the 2025 PLAN, as well as environmental and natural resource protection, topography, geology and geography, shall determine design, capacities and location of facilities.
- c. Specific capital projects in the 2025 PLAN shall be considered for programming, subject to the most current review and priorities of City Council.
- d. Utility System Master Plans (i.e., Water, Wastewater, Drainage, Parks, Greenways, et al) shall be utilized to designate the provision of all major City of Norman utility systems in advance of demand, based on projected population, innovative practices, and the Development Sector concept (drainage sub-basins).
- e. All available funding sources shall be used to provide basic public utility services, including utility districts, grants and loans, general obligation bonds, revenue bonds, private participation, intergovernmental agreements, tax increment financing districts, et al.

5. GENERAL PROGRAMMING ASSUMPTIONS

The following assumptions also affect the Capital Improvements Plan:

- a. The City will have enough of the right kind of personnel to accomplish approved projects or effectively manage contractors.
- b. Priorities will change periodically based on programming factors such as available funding, emergency situations, shifts in City policies or strategies, regional or national economics, unforeseen opportunities, incorrect assumptions, project scope, federal or state regulations.
- c. The purpose of projects significantly affects the timing of construction. Factors influencing timing of a project include any of the following:
 - community activity external to capital program management - land development requiring city services, peak hour demand on the water system;
 - federal or state regulations - EPA and ODEQ wastewater treatment effluent standards;
 - emergencies - special events, storms, drought, infrastructure failure; and
 - physical dependence of one project on another - sewage collection lines dependent on interceptors, and sewer/water lines under streets that are both scheduled for improvement.
- d. Projects that started in a phased manner are high priority for continued funding. The first priority in this category are those being funded by general obligation or revenue bonds, because the funds must be spent within a specified time period after sale and there is an obligation to the voters and higher governments to finish these as soon as practical.
- e. The Capital Projects Plan shall act as a guide and shall be annually reviewed, updated, and incorporated into Capital Budgets.
- f. Once Council approves budgets, the funds will remain as commitments unless Council acts otherwise or the projects are closed.

- g. Cost under-runs will be determined, as individual projects are closed. Project managers make written requests to:
 - Declare when a project has been completed, and
 - Release unused funds for other uses by closing them.
- h. Project budget transfers shall follow the City's Account Transfer Manual.
- i. The CIP will primarily be a "pay-as-you-go" (PAYGO) effort incorporating debt financing and private funds as appropriate.
- j. Enterprise Funds shall finance related capital projects. If revenues are insufficient, it may be necessary to request voters to increase user fees and/or authorize revenue bonds.
- k. The Capital Fund (funded by 70% of the second cent sales tax) will pay for capital project needs which are not associated with enterprise revenues or which require supplemental funding.
- l. Each year, the Capital Budget will attempt to include funds for capital needs of all related services.
- m. The completion of arterial streets with existing paving gaps shall be a high priority, and scheduled within the Arterial Road Recoupment Fund when possible.
- n. A sound financial program to maintain and upgrade existing section line roads shall be included.
- o. The future impact on the operating budget is an important consideration when evaluating capital projects because it may be necessary to adjust those funds. Operating budget impact comments are included on each project sheet. In most instances, it is difficult to predict the dollar impact, so the following general categories are used: "positive" (will either generate some revenue to offset expenses or will reduce operating costs), "negligible" (operating expenses will increase no more than about \$10,000 per year), "slight" (operating expenses will increase between about \$10,001 & \$50,000 per year), "moderate" (operating expenses will increase between about \$50,001 & \$100,000 per year), or "high" (operating expenses will increase more than about \$100,001 per year).

6. AMENDMENTS

In order for the five-year Capital Improvement Plan to remain a useful guide for public and private investment, it is necessary that it be flexible. City Council is the only body that can amend the CIP. Major reasons for amendments include the following:

- a. Change of Council policy,
- b. Annual budgeting process,
- c. Rescheduling approved projects,
- d. Adding new projects,
- e. Deleting projects,
- f. Changing the scope of approved projects,
- g. Changing financial assumptions or revenue projections, or
- h. Changing the 2025 LAND USE AND TRANSPORTATION PLAN.

All amendments shall be justified by incorporating:

- a. Detailed project description,
- b. Justification; and
- c. Funding

7. FYE21 CAPITAL IMPROVEMENTS PROJECTS BUDGET

The FYE21 CIP includes revenues from several sources and expenditures for various purposes. The first chart illustrates sources of revenues expected in FYE21 for spending on capital improvement projects. The second chart illustrates expenses for capital projects.

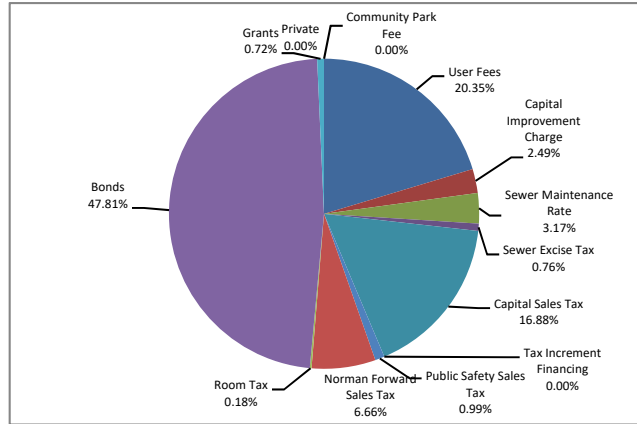
This chart reflects anticipated revenues from all sources that are available in FYE21 for capital projects. Most revenue sources are earmarked for specific purposes and are not available for anything else. Only revenues needed to meet FYE21 needs are shown, but are not typically equal for any given fiscal year.

Bonds provide the greatest proportion of revenue for capital projects at 47.81%, followed by User Fees at 20.35%, and then by Capital Sales Tax at 16.88%. Smaller amounts are derived from the other sources.

Sources of Revenue - All Capital Projects

Capital Revenue Sources All Funds FYE21

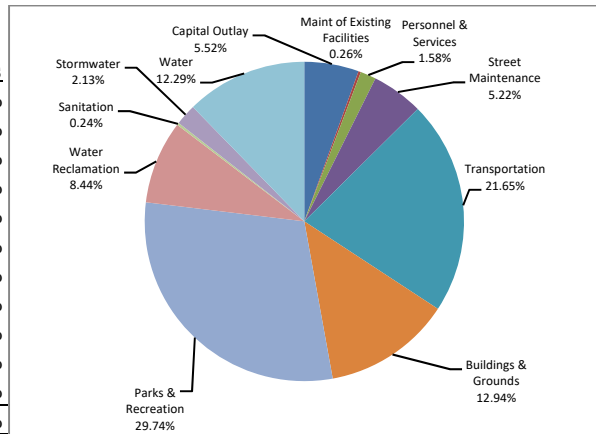
User Fees	\$17,983,520	20.35%
Capital Improvement Charge	\$2,204,217	2.49%
Sewer Maintenance Rate	\$2,800,000	3.17%
Sewer Excise Tax	\$671,400	0.76%
Capital Sales Tax	\$14,914,025	16.88%
Tax Increment Financing	\$0	0.00%
Public Safety Sales Tax	\$870,471	0.99%
Norman Forward Sales Tax	\$5,887,462	6.66%
Room Tax	\$155,000	0.18%
Bonds	\$42,249,430	47.81%
Grants	\$635,000	0.72%
Private	\$0	0.00%
Community Park Fee	\$0	0.00%
Total	\$88,370,525	100.00%
	\$88,370,525	



Due to the nature of capital projects, expenses may not occur in the year proposed, and balances may be carried forward, because most project expenses occur over several fiscal years. However, this chart represents new budget requests for FYE21 only. The greatest shares are scheduled for Parks & Recreation at 29.74%, Transportation at 21.65%, and Buildings and Grounds at 12.94%.

Capital Expenses by Category All Funds FYE21

	<u>All Funds</u>	<u>All Funds</u>
Capital Outlay	\$4,875,333	5.52%
Maint of Existing Facilities	\$226,000	0.26%
Personnel & Services	\$1,400,250	1.58%
Street Maintenance	\$4,610,754	5.22%
Transportation	\$19,129,430	21.65%
Buildings & Grounds	\$11,433,659	12.94%
Parks & Recreation	\$26,285,462	29.74%
Water Reclamation	\$7,457,000	8.44%
Sanitation	\$210,000	0.24%
Stormwater	\$1,880,000	2.13%
Water	\$10,862,637	12.29%
Total	\$88,370,525	100.00%



Capital Outlay for non-enterprise related services are funded from the Capital Penny sales tax in Fund 50. By policy, Council annually designates 27% of the projected new Capital Penny revenue. Enterprise related capital outlay expenses are funded with enterprise sources. Included is a reserve for the Senior Citizens Center of \$261,770 from Fund 50.

In FYE21, the largest portion of Capital Outlay Expenditures is for Fleet/Vehicles at 61% followed by Computer Related Equipment at 17%, and other equipment at 12%. Expenditures for capital outlay from the Capital Fund include the following:

<u>Capital Outlay Expenses from Fund 50 FYE21</u>		
Computer related equipment	\$651,320	17.45%
Public Safety equipment **	287,224	7.70%
Fleet/Vehicles ***	2,288,365	61.32%
Other equipment	463,040	12.41%
Furniture/Appliances/Fixtures	0	0.00%
Undesignated outlay	41,718	1.12%
Total	\$3,731,667	100.00%

Notes:

*** Fleet/Vehicles includes police & fire fleet

** Computer includes police and fire pcs

In addition, Fund 50 includes a Transfer of \$139,800 to the Westwood Fund for vehicles and golf carts.

DESIGNATED PUBLIC SAFETY SALES TAX FUND – 15

ASSUMPTIONS

1. This fund accounts for the proceeds of a specific revenue source that is legally restricted to expenditure for specific purposes.
2. Revenue is received in the form of special sales tax which repays a general obligation bond. The Capital Fund will subsidize with transfers for capital expenses \$343,666 in FYE21
3. Projects are expected to be completed within a designated amount of time.
4. No additional capital outlay or projects are programmed from this fund in FYE21. They will be accounted through Fund 50 in the future.

Dedicated Public Safety Sales Tax Fund Summary

Fund 15

	FYE 19 ACTUAL	FYE 20 BUDGET	FYE 20 ESTIMATED	FYE 21 PROJECTED	FYE 22 PROJECTED	FYE 23 PROJECTED	FYE 24 PROJECTED	FYE 25 PROJECTED
1 Beginning Fund Balance	\$ 22,455,464	\$ 80,958	\$ 10,399,866	\$ 204,410	\$ 0	\$ (0)	\$ 0	\$ 0
2								
3 Revenues:								
4 Sales Tax - Dedicated Public Safety	\$ 9,315,607	\$ 9,939,431	\$ 9,939,431	\$ 10,113,371	\$ 10,315,638	\$ 10,521,951	\$ 10,732,390	\$ 10,947,038
5 State Use Tax - Dedicated Public Safety	886,439	840,682	1,045,091	1,076,444	1,108,737	1,141,999	1,176,259	1,211,547
6 Interest / Other Income	271,458	150,000	150,000	50,000	50,000	50,000	50,000	50,000
7								
8 Subtotal	\$ 10,473,504	\$ 10,930,113	\$ 11,134,522	\$ 11,239,815	\$ 11,474,375	\$ 11,713,950	\$ 11,958,649	\$ 12,208,585
9								
10 Bond Proceeds	-	-	-	-	-	-	-	-
11 I/F Transfer - General Fund	-	1,129,316	1,806,495	908,775	1,396,827	1,585,136	2,468,310	2,667,029
12 I/F Transfer - Capital Fund	-	462,943	462,943	343,666	776,102	838,872	1,133,263	1,199,503
13 SRO Reimbursement - NPS	632,325	658,792	658,792	691,732	726,318	762,634	800,766	840,804
14								
15 Subtotal	\$ 632,325	\$ 2,251,051	\$ 2,928,230	\$ 1,944,173	\$ 2,899,247	\$ 3,186,642	\$ 4,402,339	\$ 4,707,336
16								
17 Total Revenue	\$ 11,105,829	\$ 13,181,164	\$ 14,062,752	\$ 13,183,988	\$ 14,373,623	\$ 14,900,592	\$ 16,360,988	\$ 16,915,921
18								
19 Expenditures:								
20 Salary / Benefits	\$ 9,274,173	\$ 9,128,940	\$ 9,586,536	\$ 9,335,132	\$ 9,801,889	\$ 10,291,983	\$ 10,806,582	\$ 11,346,911
21 Supplies/Materials	277,514	370,588	422,338	339,034	342,424	345,848	349,306	352,799
22 Services/Maintenance	212,323	283,083	352,693	277,971	280,751	283,559	286,395	289,259
23 Internal Service	165,953	165,375	165,375	204,148	208,231	212,396	216,644	220,977
24 Capital Equipment	1,104,523	206,419	1,496,688	70,471	310,493	310,493	310,493	310,493
25 Capital Projects	-	750,000	870,000	800,000	1,060,493	1,085,493	2,010,493	2,010,493
26 Bond Project - '16 Issue	9,749,617	-	9,006,862	-	-	-	-	-
27 Bond Issue Costs	-	-	-	-	-	-	-	-
28 Debt Service	2,352,857	2,357,717	2,357,717	2,361,641	2,369,342	2,370,820	2,381,075	2,384,989
29								
30 Subtotal	\$ 23,136,960	\$ 13,262,122	\$ 24,258,209	\$ 13,388,397	\$ 14,373,623	\$ 14,900,592	\$ 16,360,988	\$ 16,915,921
31								
32 Audit Adjustments/Encumbrances	24,467	-	-	-	-	-	-	-
33 I/F Transf - Capital Fund	-	-	-	-	-	-	-	-
34 I/F Transf - General Fund	-	-	-	-	-	-	-	-
35 I/F Transf - Rainy Day Fund	-	-	-	-	-	-	-	-
36								
37 Subtotal	\$ 24,467	\$ -	\$ -	\$ -	\$ -	\$ -	\$ -	\$ -
38								
39 Total Expenditures	\$ 23,161,427	\$ 13,262,122	\$ 24,258,209	\$ 13,388,397	\$ 14,373,623	\$ 14,900,592	\$ 16,360,988	\$ 16,915,921
40								
41 Net Expenditures	\$ 23,161,427	\$ 13,262,122	\$ 24,258,209	\$ 13,388,397	\$ 14,373,623	\$ 14,900,592	\$ 16,360,988	\$ 16,915,921
42								
43 Net Difference	\$ (12,055,598)	\$ (80,958)	\$ (10,195,457)	\$ (204,409)	\$ (0)	\$ 0	\$ 0	\$ 0
44								
45 Ending Fund Balance	\$ 10,399,866	\$ 0	\$ 204,410	\$ 0	\$ (0)	\$ 0	\$ 0	\$ 0
46								
47 Reserves:								
48 Reserved for encumbrances	\$ 2,992,563	\$ -	\$ -	\$ -	\$ -	\$ -	\$ -	\$ -
48 Reserve for Bond Proceeds - 16 Issue	10,148,004	1,141,141	1,141,142	1,141,142	1,141,142	1,141,142	1,141,142	1,141,142
90 Reserved for PSST activities	(2,740,701)	(1,141,141)	(936,732)	(1,141,142)	(1,141,142)	(1,141,142)	(1,141,142)	(1,141,142)
51								
52 Total Reserves	\$ 10,399,866	\$ 0	\$ 204,410	\$ 0	\$ (0)	\$ 0	\$ 0	\$ 0

Dedicated Public Safety Sales Tax Project Table

Fund 15

Pg #	Acct No	Project Number	Project Name	FYE 2020 Budget	FYE 2021	FYE 2022	FYE 2023	FYE 2024	FYE 2025	BEYOND 5 YEARS
EXPENDITURES										
I. Bond Funded										
		015-9523-419	BP0029	Emergency Communications Center	6,222,408					0
		015-9319-419	BP0030	Emergency Communications System	2,784,454					0
SUBTOTAL BOND FUNDED					\$9,006,862				\$0	\$0
II. Paygo Funded										
		015-9377-419	BG0064	Fire Storage Building	870,000					0
9		015-6543-422	FT0004	Fire Apparatus Replacement	1,041,715	800,000	750,000	775,000	1,700,000	1,700,000
na		015-		Capital Outlay	454,973	70,471	310,493	310,493	310,493	310,493
10		015-	FT	Fire Station 5 Reconstruction/Relocation	0	0	0	0	0	3,500,000
SUBTOTAL PAYGO FUNDED					\$2,366,688	\$870,471	\$1,060,493	\$1,085,493	\$2,010,493	\$2,010,493
TOTAL PSST FUND 15 PROJECTS					\$11,373,550	\$870,471	\$1,060,493	\$1,085,493	\$2,010,493	\$2,010,493

* closed

- means unused funds to be returned to fund balance at end of fiscal year.

CITY OF NORMAN

PROJECT TITLE:	Fire Apparatus Replacement	PROJECT TYPE:	Bldgs & Gnds	Improv.
PROJ. CATEGORY:	Capital Equipment	PROJECT NUMBER:	FT0004, BG	
DEPARTMENT:	Fire	ACCOUNT NUMBER:	015-6543-422, 050-	
MANAGER:	Travis King	BEGIN & END DATES:	7/1/15	to 6/30/25
WARD(s):	All	LIFE EXPECTANCY:		

DETAILED PROJECT DESCRIPTION:

This program is part of the PSST II election and is intended to replace major fire apparatus to maintain integrity of the fleet supporting the City's fire protection services. The following are scheduled below:

- FYE16 - Elevated Platform \$1,106,700 (015-6543-422.56-05) Bond funded
- FYE17 - Fire Engine \$540,000 (FT0004, 015-6543-422.50-05)
- FYE18 - Fire Engine \$625,000
- FYE19 - Pumper/Tanker \$725,000
- FYE20 - Pumper/Tanker \$750,000
- FYE21 - Air and Light Unit, Pub Ed/ \$800,000
- FYE22 - Fire Engine \$750,000
- FYE23 - Fire Engine \$775,000
- FYE24 - Ladder \$1,700,000

EXPENDITURE SCHEDULE through CITY Accounts by FY

Account Number	Cost Element	TOTAL ALL FISCAL YRS	Actual Prior Years	Budget FYE 2020	FYE 2021	FYE 2022	FYE 2023	FYE 2024	FYE 2025	Beyond 5 Years
015-6543-422.50-05	Equipment	11,151,849	2,976,849	750,000	800,000	750,000	775,000	1,700,000	1,700,000	1,700,000
		0								
		0								
		0								
		0								
		0								
		0								
	Total	11,151,849	2,976,849	750,000	800,000	750,000	775,000	1,700,000	1,700,000	1,700,000

OPERATING IMPACT: negligible Genl Fnd new equipment will require operations and maintenance

STATUS & COMMENTS:

TOTAL PROJECT BUDGET BY FUND SOURCE AND PURPOSE:

THIS PROJECT NEEDS ASSISTANCE FROM:

Purpose	Fnd 15		Total
Design			0
ROW			0
Utilities			0
Const.			0
Materials	11,151,849	0	11,151,849
Total	11,151,849	0	11,151,849

Bldg Maint	
IT	
Pub Wks	
Utilities	
Parks	
Other	

Reimbursable Account? no

Last Update 6/12/19

ANNUAL BUDGET

CITY OF NORMAN

PROJECT TITLE:	Fire Station 5 Reconstruction & Relocation	PROJECT TYPE:	Bldgs & Gnds	Improvmt.	
PROJ. CATEGORY:	Fire Facilities	PROJECT NUMBER:	FT		
DEPARTMENT:	Fire	ACCOUNT NUMBER:	015-		
MANAGER:	Travis King	BEGIN & END DATES:	TBD	to	TBD
WARD(s):	5	LIFE EXPECTANCY:			

DETAILED PROJECT DESCRIPTION:

Fire Station #5 is located at 1000 168th Avenue NE. This project reconstructs and relocates the facility.

EXPENDITURE SCHEDULE through CITY Accounts by FY

Account Number	Cost Element	TOTAL ALL FISCAL YRS	Actual Prior Years	Budget FYE 2020	FYE 2021	FYE 2022	FYE 2023	FYE 2024	FYE 2025	Beyond 5 Years
015-	Design	300,000								300,000
015-	Const	3,000,000								3,000,000
015-	Matls	200,000								200,000
015-	Utilities	0								
015-	ROW	0								
		0								
	Total	3,500,000	0	0	0	0	0	0	0	3,500,000

OPERATING IMPACT: moderate Genl Fnd new equipment will require operations and maintenance

STATUS & COMMENTS:

TOTAL PROJECT BUDGET BY FUND SOURCE AND PURPOSE:

THIS PROJECT NEEDS ASSISTANCE FROM:

Purpose	Fnd 15		Total
Design	300,000		300,000
ROW	0		0
Utilities	0		0
Const.	3,000,000		3,000,000
Materials	200,000		200,000
Total	3,500,000	0	0

Bldg Maint	
IT	
Pub Wks	
Utilities	
Parks	
Other	

Reimbursable Account? no

Last Update 6/12/19

ANNUAL BUDGET

COMMUNITY DEVELOPMENT BLOCK GRANT FUND – 21

ASSUMPTIONS

1. This fund accounts for the proceeds of a specific revenue source that is legally restricted to expenditure for specific purposes.
2. Revenue is received in the form of special grant reimbursement for capital projects.
3. Four projects are proposed for FYE21 for 335,000.

Community Development Block Grant Fund Summary

Fund 21

	FYE 19 ACTUAL	FYE 20 BUDGETED	FYE 20 ESTIMATED	FYE 21 BUDGETED
1 Beginning Fund Balance	\$ 5,005,777	\$ 408,049	\$ 2,899,960	\$ -
2				
3 Revenues				
4 Other Revenues	\$ (1,000)	\$ -	\$ -	\$ -
5 Grant Revenue	887,913	850,844	1,478,951	910,621
6 Home Grant Revenue	505,146	374,974	966,238	412,569
7 Emergency Shelter	-	-	-	-
8 CDBG-DR	1,833,122	-	1,886,085	-
9 COC Planning Grant	11,875	-	12,084	-
10 County Grant	-	-	-	-
11 IF Transf - Capital	-	-	-	-
12				
13 Total Revenue	\$ 3,237,056	\$ 1,225,818	\$ 4,343,358	\$ 1,323,190
14				
15 Expenditures				
16 CDBG Housing 14	\$ -	\$ -	\$ -	\$ -
17 Community Development 08	-	-	-	-
18 Community Development 09	-	-	-	-
19 Community Development 11	-	-	-	-
20 Community Development 12	-	-	-	-
21 Community Development 13	-	-	-	-
22 Community Development 14	4,500	-	27,110	-
23 Community Development 15	-	-	23,060	-
24 CDBG Housing 15	48,959	-	-	-
25 Community Development 16	-	-	13,048	-
26 CDBG Housing 16	58,054	-	10,422	-
27 CDBG Public Svs 16	-	-	-	-
28 Community Development 17	-	-	-	-
29 CDBG Housing 17	78,234	-	76,160	-
30 CDBG Public Svs 17	2,941	-	-	-
31 Community Development 18	82,258	-	97,500	-
32 CDBG Housing 18	57,434	-	31,506	-
33 CDBG Public Svs 18	3,856	-	27,390	-
34 Community Development 19	273,690	-	53,287	-
35 CDBG Housing 19	180,561	-	256,890	-
36 CDBG Public Svs 19	100,429	-	10,367	-
37 Community Development 20	-	485,418	485,418	-
38 CDBG Housing 20	-	262,974	264,341	-
39 CDBG Public Svs 20	-	102,452	102,452	-
Community Development 21	-	-	-	491,000
CDBG Housing 21	-	-	-	290,621
CDBG Public Svs 21	-	-	-	129,000
40 FY12 Home Grant	141	-	-	-
41 FY13 Home Grant	-	-	-	-
42 FY14 Home Grant	56,096	-	-	-
43 FY15 Home Grant	48,974	-	4,456	-
44 FY16 Home Grant	269,879	-	15,141	-
45 FY17 Home Grant	56,527	-	221,672	-
46 FY18 Home Grant	73,530	-	349,995	-
47 FY19 Home Grant	-	374,974	374,974	-
FY20 Home Grant	-	-	-	412,569
48 Emergency Shelter Grant	-	-	-	-
49 Accruals/Adjustments	1,206,367	-	-	-
50 COC Planning Grant	11,875	-	12,084	-
51 CDBG-DR	2,058,866	-	-	-
52				
53 Subtotal	\$ 4,673,171	\$ 1,225,818	\$ 2,457,273	\$ 1,323,190
54 IF Transf - Capital	669,702	0	4,786,045	0
55				
56 Total Expenditures	\$ 5,342,873	\$ 1,225,818	\$ 7,243,318	\$ 1,323,190
57				
58 Net Difference	\$ (2,105,817)	\$ -	\$ (2,899,960)	\$ -
59				
60 Ending Fund Balance	\$ 2,899,960	\$ 408,049	\$ -	\$ -
61				
62 Reserves:				
63 Reserve for Contingency	2,899,960	408,049	0	0
64 Reserve for Affordable Housing	0	0	0	0
65				
66 Total Reserves	2,899,960	408,049	0	0

Community Development Block Grant Project Table

Fund 21

Pg #	Acct No	Project Number Project Name	FYE 2020 Budget	FYE 2021	FYE 2022	FYE 2023	FYE 2024	FYE 2025	BEYOND 5 YEARS
EXPENDITURES									
		021-4000-463 GC0066 84th Ave NE: Rock Creek Rd to North End	420,448	0	0	0	0	0	0
		021-4000-463 GC0061 84th Ave SE: Tecumseh Rd to Franklin Rd	116,697	0	0	0	0	0	0
		021-4000-463 GC0063 96th Ave NE: Tecumseh Rd to Arrowhead Dr	108,958	0	0	0	0	0	0
		021-4000-463 GC0060 108th Ave SE: Etowah to SH9	249,744	0	0	0	0	0	0
		021-4000-463 GC0067 120th Ave NE: Tecumseh to Stella Rd	0	0	0	0	0	0	0
		021-4000-463 GC0065 120th Ave SE: Etowah Rd to SH9	81,368	0	0	0	0	0	0
		021-4000-463 GC0051 Cate Park Improvements	63,182	0	0	0	0	0	0
		021-4000-463 GC0064 Rock Creek Rd: 108th to 120th	995,228	0	0	0	0	0	0
		021-4000-463 GC0068 Stella Rd: 132nd Ave NE to 144th Ave NE	20,537	0	0	0	0	0	0
		021-4000-463 GC0062 Tecumseh Rd: 84th to 120th	1,093,964	0	0	0	0	0	0
		021-4067-463 GC0072 CDBG Land Acquisition	25,000	100,000	0	0	0	0	0
		021-4067-463 GC0073 Acres: Findlay - Stewart	60,000	0	0	0	0	0	0
		021-4067-463 GC0074 CDBG Alley Improvements	12,500	0	0	0	0	0	0
		021-4003-463 GC0077 CDBG Target Area Tree Planting Project	320	0	0	0	0	0	0
		021-4003-463 GC0078 CDBG Land Acquisition	25,000	0	0	0	0	0	0
		021-4003-463 GC0079 CDBG Cart Bus Stop ADA Improvements	27,940	0	0	0	0	0	0
14		021-4007-463 GC0080 Original Townsite Street Improvements B19	185,000	0	0	0	0	0	0
15		021-4007-463 GC0081 CDBG Target Area Tree Planting Proj B19	50,000	0	0	0	0	0	0
		CDBG Target Area Tree Planting Proj B20		50,000					
		Senior Center Kitchen Rehabilitation		110,000					
		Non-Profit Rehabilitation B-20		75,000					
16	021-4007-463	GC0082 CDBG Land Acquisition B19	100,000	0	0	0	0	0	0
TOTAL CDBG FUND 21 PROJECTS			\$3,635,886	\$335,000	\$0	\$0	\$0	\$0	\$0

* closed

- means unused funds to be returned to fund balance at end of fiscal year.

CITY OF NORMAN

PROJECT TITLE:	CDBG Land Acquisition B20	PROJECT TYPE:	CDBG
PROJ. CATEGORY:	CDBG	PROJECT NUMBER:	
DEPARTMENT:	Planning and Community Development	ACCOUNT NUMBER:	21240011 46101
MANAGER:	Lisa Krieg	BEGIN & END DATES:	7/1/20 to 6/30/21
WARD(s):	4	LIFE EXPECTANCY:	20 years

DETAILED PROJECT DESCRIPTION:

This project was developed by the Community Development Block Grant Policy Committee for inclusion in the FYE2021 Action Plan. This activity will be contracted to the Norman Affordable Housing Corporation, Inc. to purchase land or property for Affordable Rental Housing. (100,000). With each activity a Deed Restriction will be filed to insure continued use as proposed. Length of restriction is dependant on the total assistance provided.

EXPENDITURE SCHEDULE through CITY Accounts by FY

Account Number	Cost Element	TOTAL ALL FISCAL YRS	Actual Prior Years	Budget FYE 2020	FYE 2021	FYE 2022	FYE 2023	FYE 2024	FYE 2025	Beyond 5 Years
6201	Design	0								
6001	Acquisition	100,000			100,000					
6701	Utilities	0								
6101	Const	0								
6301	Matls	0								
		0								
	Total	100,000	0	0	100,000	0	0	0	0	0

OPERATING IMPACT:

negligible	Genl Fnd	No Impact
------------	----------	-----------

STATUS & COMMENTS:

TOTAL PROJECT BUDGET BY FUND SOURCE AND PURPOSE:

THIS PROJECT NEEDS ASSISTANCE FROM:

Purpose				Total	Bldg Maint	
Design	0			0	IT	
ROW	100,000			100,000	Pub Wks	
Utilities	0			0	Utilities	
Const.	0			0	Parks	
Materials	0			0	Other	
Total	100,000	0	0	100,000		
Reimbursable Account?	yes					

Last Update 12/3/19

CITY OF NORMAN

PROJECT TITLE:	CDBG Tree Planting B20	PROJECT TYPE:	CDBG
PROJ. CATEGORY:	CDBG	PROJECT NUMBER:	
DEPARTMENT:	Planning and Community Development	ACCOUNT NUMBER:	21240011 46101
MANAGER:	Lisa Krieg	BEGIN & END DATES:	7/1/20 to 6/30/21
WARD(s):	4	LIFE EXPECTANCY:	20 years

DETAILED PROJECT DESCRIPTION:

This project was developed by the Community Development Block Grant Policy Committee for inclusion in the FYE2021 Action Plan. Tree planting project for the CDBG Target Area. Project is to install 2 1/2 to 3" caliper trees using private contractors to residential property within the CDBG Target Area. Residents will be notified of opportunity to select tree species to be installed from approved list.

EXPENDITURE SCHEDULE through CITY Accounts by FY

Account Number	Cost Element	TOTAL ALL FISCAL YRS	Actual Prior Years	Budget FYE 2020	FYE 2021	FYE 2022	FYE 2023	FYE 2024	FYE 2025	Beyond 5 Years
6201	Design	0								
6001	ROW	50,000			50,000					
6701	Utilities	0								
6101	Const	0								
6301	Matls	0								
		0								
	Total	50,000	0	0	50,000	0	0	0	0	0

OPERATING IMPACT:

negligible	Genl Fnd	No Impact
------------	----------	-----------

STATUS & COMMENTS:

TOTAL PROJECT BUDGET BY FUND SOURCE AND PURPOSE:

THIS PROJECT NEEDS ASSISTANCE FROM:

Purpose				Total	Bldg Maint	
Design	0			0	IT	
ROW	50,000			50,000	Pub Wks	
Utilities	0			0	Utilities	
Const.	0			0	Parks	
Materials	0			0	Other	
Total	50,000	0	0	50,000		
Reimbursable Account?	yes					

Last Update 12/3/19

ANNUAL BUDGET

CITY OF NORMAN

PROJECT TITLE:	Senior Center Kitchen Rehabilitation	PROJECT TYPE:	Parks & Recreation
PROJ. CATEGORY:	CDBG	PROJECT NUMBER:	
DEPARTMENT:	Planning and Community Development	ACCOUNT NUMBER:	21240011 46101
MANAGER:	Lisa Krieg	BEGIN & END DATES:	7/1/20 to 6/30/21
WARD(s):	4	LIFE EXPECTANCY:	20 years

DETAILED PROJECT DESCRIPTION:

This project was developed by the Community Development Block Grant Policy Committee for inclusion in the FYE2021 Action Plan. The Project will be for rehabilitation of the Commercial Kitchen for the Senior Citizens Center.

EXPENDITURE SCHEDULE through CITY Accounts by FY

Account Number	Cost Element	TOTAL ALL FISCAL YRS	Actual Prior Years	Budget FYE 2020	FYE 2021	FYE 2022	FYE 2023	FYE 2024	FYE 2025	Beyond 5 Years
6201	Design	0								
6001	ROW	110,000			110,000					
6701	Utilities	0								
6101	Const	0								
6301	Matls	0								
		0								
	Total	110,000	0	0	110,000	0	0	0	0	0

OPERATING IMPACT:

slight

Genl Fnd

No Impact

STATUS & COMMENTS:

TOTAL PROJECT BUDGET BY FUND SOURCE AND PURPOSE:

THIS PROJECT NEEDS ASSISTANCE FROM:

Purpose				Total
Design	0			0
ROW	110,000			110,000
Utilities	0			0
Const.	0			0
Materials	0			0
Total	110,000	0	0	110,000

Bldg Maint	
IT	
Pub Wks	
Utilities	
Parks	yes
Other	

Reimbursable Account?

yes

Last Update 12/3/19

ANNUAL BUDGET

CITY OF NORMAN

PROJECT TITLE:	Non-Profit Rehabilitation B-20	PROJECT TYPE:	CDBG
PROJ. CATEGORY:	CDBG	PROJECT NUMBER:	
DEPARTMENT:	Planning and Community Development	ACCOUNT NUMBER:	21240011 46101
MANAGER:	Lisa Krieg	BEGIN & END DATES:	7/1/20 to 6/30/21
WARD(s):	4	LIFE EXPECTANCY:	20 years

DETAILED PROJECT DESCRIPTION:

This project was developed by the Community Development Block Grant Policy Committee for inclusion in the FYE2021 Action Plan. The Project funds will be distributed to eligible Norman non-profits utilizing a RFP process.

EXPENDITURE SCHEDULE through CITY Accounts by FY

Account Number	Cost Element	TOTAL ALL FISCAL YRS	Actual Prior Years	Budget FYE 2020	FYE 2021	FYE 2022	FYE 2023	FYE 2024	FYE 2025	Beyond 5 Years
6201	Design	0								
6001	ROW	75,000			75,000					
6701	Utilities	0								
6101	Const	0								
6301	Matls	0								
		0								
	Total	75,000	0	0	75,000	0	0	0	0	0

OPERATING IMPACT:

negligible	Genl Fnd	No Impact
------------	----------	-----------

STATUS & COMMENTS:

TOTAL PROJECT BUDGET BY FUND SOURCE AND PURPOSE:

THIS PROJECT NEEDS ASSISTANCE FROM:

Purpose				Total
Design	0			0
ROW	75,000			75,000
Utilities	0			0
Const.	0			0
Materials	0			0
Total	75,000	0	0	75,000
Reimbursable Account?	yes			

Bldg Maint	
IT	
Pub Wks	
Utilities	
Parks	
Other	

Last Update 12/3/19

SPECIAL REVENUE FUND - 22

ASSUMPTIONS

1. This fund accounts for the proceeds of specific revenue sources that are legally restricted to expenditure for specific purposes.
2. Revenues are received in the form of special grants for capital projects. Local match is typically budgeted in the fund that is its source.
3. Projects are typically completed within a short amount of time and future programming is rare.
4. Agencies approve grants at various times throughout the year.
5. There is one proposed project for FYE21 totaling \$300,000. Council will be presented with proposals as projects and funding becomes available in the future.

Special Revenue Fund Summary

Fund 22

	FYE 19 ACTUAL	FYE 20 BUDGET	FYE 20 ESTIMATED	FYE 21 BUDGET
1 Beginning Fund Balance	\$ 1,832,630	\$ 1,832,630	\$ 1,990,493	\$ 1,990,493
2				
3 Revenues				
4 Okla. Highway Grant-DRE Training	\$ 12,360	\$ -	\$ -	\$ -
5 County Court DUI Fines	26,790	103,089	104,379	62,834
6 Local Law Enforcement Grant	-	-	-	-
7 JAIBG /Peer/Real	-	-	-	-
8 SHPO/CLG Grant	11,073	-	16,767	-
9 FEMA Saferoom Grant	-	-	-	-
10 OK LG Arts Council	-	-	-	-
11 Highway Tree Program	-	-	-	-
12 Emergency Management Planning Grant	-	-	7,500	-
13 Bullet Proof Vest Grant	-	-	-	-
14 Misc. Police Grants	-	-	-	-
15 Homeland Security	-	-	15,880	-
16 Legacy Trail Improvements	-	-	7,277	-
17 Traffic & Alcohol Enforcement	93,618	-	150,358	-
18 Forestry Grant	-	-	-	-
19 Beautification / Tree Program	-	-	-	-
20 Misc. Parks/Forestry Grants	-	-	-	-
21 Firefighters Assistance	-	-	-	-
22 Jag Grant	19,958	-	32,123	-
23 Jag Recovery ARRA Grant	-	-	-	-
24 Cops Grant	-	-	-	-
25 Urban Forestry Assistant	-	-	-	-
26 FEMA Reimbursements	-	-	-	-
27 ACOG Traffic Data Grant	10,400	-	-	-
28 ACOG Misc Grant	-	-	-	-
29 ACOG CNG Facility Grant	-	-	-	-
30 ACOG Fleet Conversion	-	-	-	-
31 Industrial Pretreatment	-	-	-	-
32 Safe Routes to School	-	-	-	-
33 '911	-	-	-	-
34 Conservation Dist Grant	-	-	-	-
35 Transportation	-	-	-	-
36 OK Recreation Trail Fund	(11,932)	-	-	-
37 Saferoom Grant	-	-	-	-
38 School Zone Improvements Grant	-	-	-	-
39 Saxon Park Improvements	-	-	-	-
40 Sutton Wilderness	-	-	-	-
41 Shelter Rebate - Federal	(6,036)	-	-	-
42 Main Street DT Improvements Grant	-	-	-	-
43 IF Transf - Capital	-	-	-	-
44 IF Transf - GF	-	-	-	-
45 Other Revenues/Audit accruals	14,289	-	-	-
46 State HWY 9 Multi-Modal Path	-	-	-	-
47 Firehouse Art Center Grant	-	-	25,000	300,000
48 Traffic Control	-	-	4,215	-
49 VOCA Grant	20,287	44,860	133,078	-
50				
51 Subtotal	\$ 190,807	\$ 147,949	\$ 496,577	\$ 362,834
52				
53 Total Revenue	\$ 190,807	\$ 147,949	\$ 496,577	\$ 362,834
54				
55 Expenditures				
56 DUI Enforcement	\$ 41,891	\$ 103,089	\$ 104,379	\$ 62,834
57 Okla. Highway Grant-DRE Training	13,035	-	-	-
58 JAIBG /Peer/Real	-	-	-	-
59 Local Law Enforcement Grant	-	-	-	-
60 SHPO/CLG Grant	11,073	-	16,767	-
61 FEMA Saferoom Grant	-	-	-	-
62 Bullet Proof Vest Grant	-	-	-	-
63 Misc. Police Grants	-	-	-	-
64 Homeland Security	-	-	15,880	-
65 Traffic & Alcohol Enforcement	100,951	-	150,358	-
66 OK LG Arts Council/Veteran Memorial	-	-	-	-
67 Audit Adj/Encumbrances	(186,833)	-	-	-
68 Legacy Trail Improvements	2,182	-	7,277	-
69 Transportation	-	-	-	-
70 Safe Routes to School	-	-	-	-
71 Beautification / Tree Program	-	-	-	-
72 Urban Forestry Assistant	-	-	-	-
73 Misc Parks/Forestry Grants	-	-	-	-
74 Forestry Grant	-	-	-	-
75 Jag Grant	19,958	-	32,123	-
76 Jag ARRA	-	-	-	-
77 911	-	-	-	-
78 Intelligence Analysis	-	-	-	-
79 Firefighter Assistance	-	-	-	-
80 Highway Tree Program -06	-	-	-	-
81 Traffic Control	10,400	-	4,215	-
82 I-35/Tecumseh Tree Planting	-	-	-	-
83 Disaster Preparedness	-	-	-	-
84 ARRA CNG Facility Grant - Fast Fill	-	-	-	-
85 ACOG CNG Facility Grant - Slow Fill	-	-	-	-
86 ACOG Fleet Conversion	-	-	-	-
87 Industrial Pretreatment	-	-	-	-
88 Emergency Management Grant	-	-	7,500	-
89 Disaster Preparedness Grant	-	-	-	-
90 Eastridge Park Grant	-	-	-	-
91 Saxon Park Improvements	-	-	-	-
92 Sutton Wilderness	-	-	-	-
93 Conservation Dist Grant	-	-	-	-
94 Saferoom Grant	-	-	-	-
95 Shelter Rebate - Federal	-	-	-	-
96 School Zone Improvements Grant	-	-	-	-
97 Main Street DT Improvements Grant	-	-	-	-
98 State HWY 9 Multi-Modal Path	-	-	-	-
99 Firehouse Art Center Grant	-	-	25,000	300,000
100 VOCA Grant	20,287	44,860	133,078	-
101				
102 Subtotal	\$ 32,944	\$ 147,949	\$ 496,577	\$ 362,834
103 IF Transf - General	-	-	-	-
104 IF Transf - General (Pet License)	-	-	-	-
105 IF Transf - Capital	-	-	-	-
106				
107 Total Expenditures	\$ 32,944	\$ 147,949	\$ 496,577	\$ 362,834
108				
109 Net Difference	\$ 157,863	\$ -	\$ -	\$ -
110				
111 Ending Fund Balance	\$ 1,990,493	\$ 1,832,630	\$ 1,990,493	\$ 1,990,493
112				
113 Reserved for County DUI Program	\$ 413,910	\$ 428,470	\$ 413,910	\$ 428,470
114 Unreserved	1,576,583	1,404,160	1,576,583	1,562,023
115				
116 Total Reserves	\$ 1,990,493	\$ 1,832,630	\$ 1,990,493	\$ 1,990,493

Special Revenue Fund Project Table

Fund 22

Pg #	Acct No	Project Number	Project Name	FYE 2020 Budget	FYE 2021	FYE 2022	FYE 2023	FYE 2024	FYE 2025	BEYOND 5 YEARS
EXPENDITURES										
20	022-9638-451	PR0026	Firehouse Art Center Addition (match)	25,000	300,000	0	0	0	0	0
	022-9097-452	TR0082	Legacy Trail Multi Modal Path Extension	7,277	0	0	0	0	0	0
	022-9082-431	TR0081	Safe Routes to School - Kennedy (match)	4,215	0	0	0	0	0	0
TOTAL SPECIAL REVENUE FUND 22 PROJECTS				\$36,492	\$300,000	\$0	\$0	\$0	\$0	\$0

* closed

- means unused funds to be returned to fund balance at end of fiscal year.

CITY OF NORMAN

PROJECT TITLE:	Firehouse Art Center Addition	PROJECT TYPE:	Parks & Recreation	Improv.
PROJ. CATEGORY:	Parks & Recreation	PROJECT NUMBER:	RT0027/PR0026	
DEPARTMENT:	Parks and Recreation	ACCOUNT NUMBER:	022-9638-451/023-9638-451	
MANAGER:	James Briggs	BEGIN & END DATES:	7/1/19	to 6/30/23
WARD(s):	4	LIFE EXPECTANCY:	50 Years	

DETAILED PROJECT DESCRIPTION:

For decades, the Firehouse Art Center has offered art classes and artist training for a wide variety of mediums--painting, sculpture, photography, music, drawing, performance art, ceramics, textiles, graphic arts and more. In the past decade, they have dramatically increased their youth programs in conjunction with the Norman Public Schools art education programs. Over the years, the building in Lions Park has served as the main campus for these programs. The building was built as a Fire Station in the 1940's--and was converted to an artist space in the 1970's, when a new fire station was built to replace the Lions Park station. Several improvements have been made to the space over the years; but with increased staffing and enrollment--the space is very under-sized. The Firehouse Board of Directors has proposed a project to raise funds for a building addition--and since the space is owned by the City of Norman, it would be a benefit to both parties if we could speed up the project by sharing the costs through the Room Tax Fund, as proposed here. The first year of funding would be used to hire a design firm to prepare construction documents for the project. A subsequent year would be used to fund the building project. Major improvements would include adding restrooms to the downstairs space, increasing the office space for staff, increasing gallery space for the artists and additional classroom space.

EXPENDITURE SCHEDULE through CITY Accounts by FY

Account Number	Cost Element	TOTAL ALL FISCAL YRS	Actual Prior Years	Budget FYE 2020	FYE 2021	FYE 2022	FYE 2023	FYE 2024	FYE 2025	Beyond 5 Years
023-9638-451.62-01	Design	25,000		25,000						
022-9638-451.62-01	Design	25,000		25,000						
6701	Utilities	0								
023-9638-451.6101	Const	100,000			100,000					
022-9638-451.6101	Const	300,000			300,000					
		0								
	Total	450,000	0	50,000	400,000	0	0	0	0	0

OPERATING IMPACT: negligible Genl Fnd

STATUS & COMMENTS:

City match for design services is proposed as a Room Tax Project. Construction-phase funding request will be finalized for FYE 2021 Budget document as design is finalized and be requested as another cost share program between the City Room Tax Fund and the Firehouse Art Center's Capital Campaign.

TOTAL PROJECT BUDGET BY FUND SOURCE AND PURPOSE:

THIS PROJECT NEEDS ASSISTANCE FROM:

Purpose	Fnd 23	Private		Total	Bldg Maint	yes
Design	25,000	25,000		50,000	IT	yes
ROW	0			0	Pub Wks	yes
Utilities	0			0	Utilities	yes
Const.	100,000	300,000	0	400,000	Parks	
Materials	0			0	Other	no
Total	125,000	325,000	0	450,000		
Reimbursable Account?	no	yes				

Last Update 2/3/20

CAPITAL IMPROVEMENTS PLAN

ROOM TAX FUND - 23

ASSUMPTIONS

1. The referendum of July 15, 1980 authorized collection and delineated disbursement of a 4% Hotel/Motel Room Tax. Approximately 25% of the Room Tax Revenues (net of Administrative Fees) are specifically to be used for visible, image enhancing projects. April 2, 2013 Voters authorized increasing the Room Tax rate to 5%.
2. There are two proposed projects in FYE21 totaling \$155,000.

Room Tax Fund Summary Fund 23

	FYE 19 ACTUAL	FYE 20 BUDGET	FYE 20 ESTIMATED	FYE 21 PROJECTED	FYE 22 PROJECTED	FYE 23 PROJECTED	FYE 24 PROJECTED	FYE 25 PROJECTED
1 Beginning Fund Balance	\$ 404,219	\$ 51,570	\$ 358,700	\$ 60,619	\$ 125,075	\$ 348,831	\$ 795,009	\$ 1,254,554
2								
3 Revenues								
4 Taxes	\$ 1,878,250	\$ 1,917,152	\$ 1,617,152	\$ 1,750,000	\$ 1,802,500	\$ 1,856,575	\$ 1,912,272	\$ 1,969,640
5 Interest/Investment Income	8,881	2,640	-	2,500	2,500	2,500	2,500	2,500
6 I/F Transf - Capital Fund	-	-	-	-	-	-	-	-
7								
8 Total Operating Revenues	\$ 1,887,131	\$ 1,919,792	\$ 1,617,152	\$ 1,752,500	\$ 1,805,000	\$ 1,859,075	\$ 1,914,772	\$ 1,972,140
9								
10 Expenditures								
11 Administration	\$ 75,223	\$ 76,792	\$ 64,750	\$ 52,575	\$ 72,200	\$ 74,363	\$ 76,591	\$ 78,886
12 Arts & Humanities	447,500	460,750	420,000	425,000	433,200	446,178	459,545	473,314
13 Parks Capital Projects	303,928	90,000	424,601	155,000	-	-	-	-
14 Conventions/Visitor Bureau	895,000	921,500	800,000	850,000	866,400	892,356	919,091	946,627
15 I/F Transf - Westwood	204,431	205,882	205,882	205,469	209,444	-	-	-
16 I/F Transf - Capital Fund	-	-	-	-	-	-	-	-
17 Carryover Encumbrances/Audit Adj.	6,568	-	-	-	-	-	-	-
18								
19 Total Expenditures	\$ 1,932,650	\$ 1,754,924	\$ 1,915,233	\$ 1,688,044	\$ 1,581,244	\$ 1,412,897	\$ 1,455,227	\$ 1,498,827
20								
21								
22 Net Difference	\$ (45,519)	\$ 164,868	\$ (298,081)	\$ 64,456	\$ 223,756	\$ 446,178	\$ 459,545	\$ 473,313
23								
24 Ending Fund Balance	\$ 358,700	\$ 216,438	\$ 60,619	\$ 125,075	\$ 348,831	\$ 795,009	\$ 1,254,554	\$ 1,727,868
25	=====	=====	=====	=====	=====	=====	=====	=====
26 Reserves:								
27 Reserved for Administration	\$ -	\$ -	\$ -	\$ -	\$ -	\$ -	\$ -	\$ -
28 Reserved for Arts & Humanities	32,993	22,756	1,094	1,075	1,075	1,075	1,075	1,075
29 Reserved for Parks & Rec.	292,303	180,752	49,921	114,433	338,189	784,367	1,243,912	1,717,226
30 Reserved for Conv. & Tourism	33,404	12,930	9,605	9,568	9,568	9,568	9,567	9,567
31								
32 Total Reserves	\$ 358,700	\$ 216,438	\$ 60,619	\$ 125,075	\$ 348,831	\$ 795,009	\$ 1,254,554	\$ 1,727,868
	=====	=====	=====	=====	=====	=====	=====	=====

Room Tax Fund Project Table

Fund 23

Pg #	Acct No	Project Number Project Name	FYE 2020 Budget	FYE 2021	FYE 2022	FYE 2023	FYE 2024	FYE 2025	BEYOND 5 YEARS
EXPENDITURES									
		023-9441-452 RT0089 Bicycle Skills Park	116,356	0	0	0	0	0	0
		023-9375-452 RT0084 Disc Golf Improvements Citywide	19,454	0	0	0	0	0	0
24		023-9638-451 RT0027 Firehouse Art Center addition (match)	25,000	100,000	0	0	0	0	0
25		023-9627-451 RT0090 Historic Museum Parking	92,812	55,000	0	0	0	0	0
		023-9814-452 RT0087 Sooner Theatre Seat Replace & Interiors (match)	110,979	0	0	0	0	0	0
		23798815-46101 RT0008 12th Avenue Tennis Court Renovation	60,000	0	0	0	0	0	0
TOTAL ROOM TAX FUND 23 PROJECTS			\$424,601	\$155,000	\$0	\$0	\$0	\$0	\$0

* closed

- means unused funds to be returned to fund balance at end of fiscal year.

CITY OF NORMAN

PROJECT TITLE:	Historical Museum Improvements	PROJECT TYPE:	Parks & Recreation	Improv.
PROJ. CATEGORY:	Parks & Recreation	PROJECT NUMBER:	RT0090	
DEPARTMENT:	Parks and Recreation	ACCOUNT NUMBER:	23-9627-452	
MANAGER:	James Briggs	BEGIN & END DATES:	7/1/19	to 6/30/21
WARD(s):	4	LIFE EXPECTANCY:	30 years	

DETAILED PROJECT DESCRIPTION:

This project is for the construction of a small parking lot on the land across the alley from the Moore-Lindsey House and Historical Museum at the corner of Acres and Peters. The lot is currently a grass area owned and maintained by the City, along with the museum; and used for overflow parking for the facility. However, the City does not allow parking on non-paved surfaces; so this project would make any parking in that area follow the standard applied to all properties. Design work was hired-out in FYE 2019; and design documents can be ready for bid during FYE2021.

Recently, Museum staff has noticed that the frames of several of the glass storm windows on the main house are starting to show signs of wood rot; especially on the cool and damp north side of the house. Similarly, the paint on the house is showing signs of wear in several places. The same situation is occurring on the Carriage House. Therefore, we would also like to fund a project to repair the windows and repaint at both structures. This would greatly improve the look and longevity of these historic buildings, which has seen a recent increase in visitation due to a more active programming schedule by the Cleveland County Historical Society (the organization which leases the house from the City and operates the museum on a daily basis with their employees and volunteers).

EXPENDITURE SCHEDULE through CITY Accounts by FY

Account Number	Cost Element	TOTAL ALL FISCAL YRS	Actual Prior Years	Budget FYE 2020	FYE 2021	FYE 2022	FYE 2023	FYE 2024	FYE 2025	Beyond 5 Years
6201	Design	0								
6001	ROW	0								
6701	Utilities	0								
023-9627-452.61-01	Const	147,812	2,812	90,000	55,000					
6301	Matls	0								
		0								
	Total	147,812	2,812	90,000	55,000	0	0	0	0	0

OPERATING IMPACT: negligible Genl Fnd

STATUS & COMMENTS:

Proposed as a Room Tax project.

TOTAL PROJECT BUDGET BY FUND SOURCE AND PURPOSE:

Purpose	Fnd 23			Total
Design	0			0
ROW	0			0
Utilities	0			0
Const.	147,812			147,812
Materials	0			0
Total	147,812	0	0	147,812

THIS PROJECT NEEDS ASSISTANCE FROM:

Bldg Maint	no
IT	no
Pub Wks	yes
Utilities	no
Parks	
Other	no

Reimbursable Account? no

Last Update 2/3/20

CITY OF NORMAN

PROJECT TITLE:	Firehouse Art Center Addition	PROJECT TYPE:	Parks & Recreation	Improvmt.
PROJ. CATEGORY:	Parks & Recreation	PROJECT NUMBER:	RT0027/PR0026	
DEPARTMENT:	Parks and Recreation	ACCOUNT NUMBER:	022-9638-451/023-9638-451	
MANAGER:	James Briggs	BEGIN & END DATES:	7/1/19	to 6/30/23
WARD(s):	4	LIFE EXPECTANCY:	50 Years	

DETAILED PROJECT DESCRIPTION:

For decades, the Firehouse Art Center has offered art classes and artist training for a wide variety of mediums--painting, sculpture, photography, music, drawing, performance art, ceramics, textiles, graphic arts and more. In the past decade, they have dramatically increased their youth programs in conjunction with the Norman Public Schools art education programs. Over the years, the building in Lions Park has served as the main campus for these programs. The building was built as a Fire Station in the 1940's--and was converted to an artist space in the 1970's, when a new fire station was built to replace the Lions Park station. Several improvements have been made to the space over the years; but with increased staffing and enrollment--the space is very under-sized. The Firehouse Board of Directors has proposed a project to raise funds for a building addition--and since the space is owned by the City of Norman, it would be a benefit to both parties if we could speed up the project by sharing the costs through the Room Tax Fund, as proposed here. The first year of funding would be used to hire a design firm to prepare construction documents for the project. A subsequent year would be used to fund the building project. Major improvements would include adding restrooms to the downstairs space, increasing the office space for staff, increasing gallery space for the artists and additional classroom space.

EXPENDITURE SCHEDULE through CITY Accounts by FY

Account Number	Cost Element	TOTAL ALL FISCAL YRS	Actual Prior Years	Budget FYE 2020	FYE 2021	FYE 2022	FYE 2023	FYE 2024	FYE 2025	Beyond 5 Years
023-9638-451.62-01	Design	25,000		25,000						
022-9638-451.62-01	Design	25,000		25,000						
6701	Utilities	0								
023-9638-451.6101	Const	100,000			100,000					
022-9638-451.6101	Const	300,000			300,000					
		0								
	Total	450,000	0	50,000	400,000	0	0	0	0	0

OPERATING IMPACT: negligible Genl Fnd

STATUS & COMMENTS:

Proposed as a Room Tax Project. Construction-phase funding request will be finalized for FYE 2021 Budget document as design is finalized and be requested as another cost share program between the City Room Tax Fund and the Firehouse Art Center's Capital Campaign.

TOTAL PROJECT BUDGET BY FUND SOURCE AND PURPOSE:

THIS PROJECT NEEDS ASSISTANCE FROM:

Purpose	Fnd 23	Private		Total
Design	25,000	25,000		50,000
ROW	0			0
Utilities	0			0
Const.	100,000	300,000	0	400,000
Materials	0			0
Total	125,000	325,000	0	450,000

Bldg Maint	yes
IT	yes
Pub Wks	yes
Utilities	yes
Parks	
Other	no

Reimbursable Account? no yes

Last Update 2/3/20

ANNUAL BUDGET

Transit Fund - 27

ASSUMPTIONS

3. The Public Transportation and Parking Fund is a Special Revenue Fund established to account for revenue to fund operations, maintenance, and other expenses associated with the City of Norman's public transportation system. Revenue is derived from grants from the Federal Transit Administration (FTA) and the Oklahoma Department of Transportation; the Public Transit Sales Tax; advertising; and a contribution from the Norman Regional Health System. On July 30, 2019, City Council passed Resolution R-1920-20 that established the Public Transportation and Parking Fund. The creation of the fund was performed during a transition period of the City public transit operations and assets from the University of Oklahoma to the City of Norman.
4. No new projects are programmed at this time for FYE21.

Transit Fund Summary

Fund 27

	FYE 19 ACTUAL	FYE 20 BUDGET	FYE 20 ESTIMATED	FYE 21 PROJECTED	FYE 22 PROJECTED	FYE 23 PROJECTED	FYE 24 PROJECTED	FYE 25 PROJECTED
1 Beginning Fund Balance	\$ -	\$ -	\$ -	\$ 15,715	\$ 348,992	\$ 670,983	\$ 994,779	\$ 1,320,879
2								
3 Revenues								
4 Fare Sales	\$ -	\$ -	\$ -	\$ -	\$ -	\$ -	\$ -	\$ -
5 Advertising Fees								
6 Grant Revenue				2,000,000	2,000,000	2,000,000	2,000,000	2,000,000
7 Sales Tax			\$ 200,000	2,500,000	2,550,000	2,601,000	2,653,020	2,706,080
8 Interest Income	-	-	-	-	-	-	-	-
9								
10 Subtotal	\$ -	\$ -	\$ 200,000	\$ 4,500,000	\$ 4,550,000	\$ 4,601,000	\$ 4,653,020	\$ 4,706,080
11								
12 IF Transf - General Fund	\$ -	\$ -	\$ 5,215,823	\$ 1,150,000	\$ 1,150,000	\$ 1,150,000	\$ 1,150,000	\$ 1,150,000
13								
14 Total Revenue	\$ -	\$ -	\$ 5,415,823	\$ 5,650,000	\$ 5,700,000	\$ 5,751,000	\$ 5,803,020	\$ 5,856,080
15								
16 Expenditures								
17 Salaries & Benefits	\$ -	\$ -	\$ 411,244	\$ 460,537	\$ 465,142	\$ 469,794	\$ 474,492	\$ 479,237
18 Supplies & Materials	-	-	249,046	553,478	559,013	564,603	570,249	575,951
19 Services & Maintenance	-	-	3,526,670	3,576,561	3,612,327	3,648,450	3,684,934	3,721,784
20 Internal Service	-	-	2,112	138,752	141,527	144,358	147,245	150,190
21 Capital Equipment	-	-	701,036	587,395	600,000	600,000	600,000	600,000
22 Capital Projects	-	-	510,000	-	-	-	-	-
23 Audit adjustments	-	-	-	-	-	-	-	-
24 IF Transf - General Fund	-	-	-	-	-	-	-	-
25								
26 Total Expenditures	\$ -	\$ -	\$ 5,400,108	\$ 5,316,723	\$ 5,378,009	\$ 5,427,204	\$ 5,476,920	\$ 5,527,161
27								
28 Net Difference	\$ -	\$ -	\$ 15,715	\$ 333,277	\$ 321,991	\$ 323,796	\$ 326,100	\$ 328,919
29								
30 Ending Fund Balance	\$ -	\$ -	\$ 15,715	\$ 348,992	\$ 670,983	\$ 994,779	\$ 1,320,879	\$ 1,649,798
31								
32 Reserves								
33	\$ -	\$ -	\$ -	\$ -	\$ -	\$ -	\$ -	\$ -
34 Unreserved	-	-	15,715	348,992	670,983	994,779	1,320,879	1,649,798
35								
36 Total Reserves	\$ -	\$ -	\$ 15,715	\$ 348,992	\$ 670,983	\$ 994,779	\$ 1,320,879	\$ 1,649,798

Transit Fund Project Table

Fund 27

Pg #	Acct No	Project Number Project Name	FYE 2020 Budget	FYE 2021	FYE 2022	FYE 2023	FYE 2024	FYE 2025	BEYOND 5 YEARS
EXPENDITURES									
		BG0079 Eight Dual Slowfill Pumps	200,000						
		BG0080 CNG Gas Drive Repl & Storage	310,000						
TOTAL TRANSIT FUND 27 PROJECTS			\$510,000	\$0	\$0	\$0	\$0	\$0	\$0

* closed
 # - means unused funds to be returned to fund balance at end of fiscal year.

CAPITAL IMPROVEMENTS PLAN

WATER FUND - 31

ASSUMPTIONS

1. The primary basis for project selection and priorities include:
 - Water Master Plan recommendations,
 - Maintenance records,
 - Size - all lines under 6" should be replaced to provide pressures for adequate fire flows and the ability to connect standard 6" fire hydrants and meet State Health Department Standards,
 - Infrastructure projects nearby - all water projects should be coordinated with street projects so as not to cause damage to recently improved streets and duplication of work,
 - Age and materials - older lines are generally constructed of substandard materials or are deteriorating, and should be replaced with materials meeting current standards, and
 - Demand - all lines less than 6" serving more than four houses are very critical and should be higher priority.
 - Studies and Reports (i.e. Water system Computer Modeling, Arsenic Study, WTP Engineering Study, et al)
2. There should be a balance of improvements to all parts of the water system. Each year there should be improvements to supply, transmission, treatment, distribution, feeder lines and storage of potable water.
3. Staffing level and equipment capabilities in the Line Maintenance Division will not increase or decrease and present abilities to replace lines will remain stable. This division can currently install lines up to 8" in diameter.
4. All Projects will be scheduled on a PAYGO basis until and unless the voters approve revenue bonds.
5. Revenues from the Capital Improvements Charge (CIC) shall be used for water line replacement and construction of new lines.
6. Voters approved a water rate increase on September 12, 1995 to fund additional wells and distribution lines.
7. Voters approved an incremental water rate increase on May 10, 1999 for high volume residential users to promote water conservation and pay for increased water supply beyond the resources available.
8. On March 7, 2006, the voters approved a water rate hike to fund an increase in water capacity and enhanced maintenance at the water treatment plant, as well as new treatment units to reduce taste and odor problems. Cost overruns are shown as PayGo expenses.
9. New funding for eighteen paygo projects are included for funding in FYE21 totaling \$11,207,637.

Water Fund Summary

Fund 31

	FYE 19 ACTUAL	FYE 20 BUDGET	FYE 20 ESTIMATED	FYE 21 PROJECTED	FYE 22 PROJECTED	FYE 23 PROJECTED	FYE 24 PROJECTED	FYE 25 PROJECTED
1 Beginning Fund Balance	\$ 25,589,280	\$ 14,824,710	\$ 45,128,994	\$ 10,023,902	\$ 2,330,360	\$ (27,899,123)	\$ (34,025,992)	\$ (37,848,181)
2								
3 Operating Revenues:								
4 Enterprise Fund Fees/Chgs	\$ 18,861,632	\$ 20,700,000	\$ 20,700,000	\$ 21,100,000	\$ 21,500,000	\$ 21,900,000	\$ 22,300,000	\$ 22,700,000
5 Connection Fee	572,679	640,000	640,000	690,000	670,000	690,000	710,000	710,000
6 Capital Improvement Charge	1,450,144	1,366,313	1,366,313	1,379,976	1,393,776	1,407,714	1,421,791	1,436,009
7 Cost Allocation	1,018,849	774,613	774,613	813,844	821,982	830,202	838,504	846,889
8								
9 Total Operating Revenues	\$ 21,903,304	\$ 23,480,926	\$ 23,480,926	\$ 23,943,820	\$ 24,385,758	\$ 24,827,916	\$ 25,270,295	\$ 25,692,898
10								
11 Operating Expenditures:								
12 Salaries / Benefits	\$ 4,159,107	\$ 4,546,199	\$ 4,546,199	\$ 4,522,538	\$ 4,748,665	\$ 4,986,098	\$ 5,235,403	\$ 5,497,173
13 Supplies / Materials	2,172,935	2,774,159	2,678,501	2,938,564	2,967,950	2,997,629	3,027,605	3,057,881
14 Services / Maintenance	2,514,326	3,184,838	3,566,057	3,094,820	3,125,768	3,157,026	3,188,596	3,220,482
15 Internal Services	147,719	163,880	163,880	159,069	162,250	165,495	168,805	172,181
16 Cost Allocations	2,046,874	1,971,265	1,971,265	1,984,210	2,004,052	2,024,093	2,044,334	2,064,777
17 Employee Turnover Savings	-	(68,193)	(68,193)	(67,838)	(71,230)	(74,791)	(78,531)	(82,458)
18								
19 Total Operating Expenditures	\$ 11,040,961	\$ 12,572,148	\$ 12,857,709	\$ 12,631,363	\$ 12,937,455	\$ 13,255,550	\$ 13,586,212	\$ 13,930,037
20								
21 Net Operating Revenue	\$ 10,862,343	\$ 10,908,778	\$ 10,623,217	\$ 11,312,457	\$ 11,448,303	\$ 11,572,366	\$ 11,684,083	\$ 11,762,861
22								
23 Other Revenues:								
24 Interest Income	\$ 1,968,962	\$ 120,000	\$ 120,000	\$ 120,000	\$ 120,000	\$ 120,000	\$ 120,000	\$ 120,000
25 Other Misc. Revenue	2,168,572	-	-	-	-	-	-	-
26 I/F Transfer - Capital Fund	104,100	-	-	-	-	-	-	-
27 Revenue Bond Proceeds	27,528,274	-	9,376,963	-	-	-	-	-
28 Grant Revenue	3,925	-	-	-	-	-	-	-
29								
30 Total Other Revenues	\$ 31,773,833	\$ 120,000	\$ 9,496,963	\$ 120,000	\$ 120,000	\$ 120,000	\$ 120,000	\$ 120,000
31								
32 Other Expenditures:								
33 Audit Accruals/Adj/Encumbrances	\$ 2,940,192	-	-	-	-	-	-	-
34 Master Conservancy Debt	-	\$ 72,175	\$ 72,175	\$ 71,829	\$ 71,523	\$ 71,229	\$ 70,958	\$ 70,674
35 Debt Service - 15 Issue	1,478,159	1,477,891	1,477,891	1,470,840	1,478,310	1,480,034	1,476,119	1,486,619
36 Debt Service - 16 Issue	769,249	767,147	767,147	768,767	770,109	771,060	771,732	767,071
37 Debt Service - 17 Issue	301,554	2,008,734	2,008,734	2,017,725	2,003,239	2,009,117	2,003,938	2,002,842
38 Debt Service - 18 Issue	612,321	799,125	799,125	897,765	899,405	891,295	893,025	893,455
39 Debt Service - 21 Issue	-	-	-	1,155,000	1,155,000	1,155,000	1,155,000	1,155,000
40 Capital Projects	3,027,921	10,192,130	29,919,527	11,207,637	34,081,700	10,082,000	7,875,000	16,286,200
41 Capital Projects - 15 Issue	-	-	-	-	-	-	-	-
42 Capital Projects - 17 Issue	11,904,522	-	7,581,470	300,000	-	-	-	-
43 Capital Projects - 18 Issue	485,598	-	10,490,902	-	-	-	-	-
44 Bond issue costs	259,956	-	-	-	-	-	-	-
45 Capital Equipment	319,412	925,698	1,041,301	148,936	230,000	230,000	230,000	230,000
46 I/F Transf - General Fund	971,721	1,067,000	1,067,000	1,087,500	1,108,500	1,129,500	1,150,500	1,170,500
47 I/F Transf - General Fund - Meter Svcs	-	-	-	-	-	-	-	-
48 I/F Transf - Capital Fund	25,857	-	-	-	-	-	-	-
49								
50 Total Other Expenditures	\$ 23,096,462	\$ 17,309,900	\$ 55,225,272	\$ 19,125,999	\$ 41,797,786	\$ 17,819,235	\$ 15,626,272	\$ 24,062,361
51								
52 Net Revenues (Expenditures)	\$ 19,539,714	\$ (6,281,122)	\$ (35,105,092)	\$ (7,693,542)	\$ (30,229,483)	\$ (6,126,869)	\$ (3,822,189)	\$ (12,179,500)
53								
54 Ending Fund Balance	\$ 45,128,994	\$ 8,543,588	\$ 10,023,902	\$ 2,330,360	\$ (27,899,123)	\$ (34,025,992)	\$ (37,848,181)	\$ (50,027,682)
55								
56 Reserves								
57 Reserve for Operations	\$ 883,277	\$ 1,005,772	\$ 1,028,617	\$ 1,010,509	\$ 1,034,996	\$ 1,060,444	\$ 1,086,897	\$ 1,114,403
58 Reserve for Encumbrances	19,606,883	-	-	-	-	-	-	-
59 Reserve for Bond Projects - 15 Issue	-	-	-	-	-	-	-	-
60 Reserve for Bond Projects - 17 Issue	(1,211,166)	(4,520)	584,327	284,327	284,327	284,327	284,327	284,327
61 Reserve for Bond Projects - 18 Issue	12,181,317	12,181,317	1,690,415	1,690,415	1,690,415	1,690,415	1,690,415	1,690,415
62 Reserve for Capital	18,633,172.80	15,906,507.40	15,906,507	17,081,225	11,414,400	12,080,600	16,286,200	16,286,200
63 Reserve (Deficit) Surplus	(4,964,490)	(20,545,489)	(9,185,964)	(17,736,116)	(42,323,261)	(49,141,778)	(57,196,020)	(69,403,027)
64								
65 Total Reserves	\$ 45,128,994	\$ 8,543,588	\$ 10,023,902	\$ 2,030,360	\$ (28,199,123)	\$ (34,325,992)	\$ (38,148,181)	\$ (50,327,682)

Water Fund Project Table

Fund 31

Pg #	Acct No	Project Number	Project Name	FYE 2020 Budget	FYE 2021	FYE 2022	FYE 2023	FYE 2024	FYE 2025	BEYOND 5 YEARS
EXPENDITURES										
WATER DISTRIBUTION SYSTEM										
	031-9075-462	BG0249	North Base Lighting Project (match)	5,493	0					
31	031-	WA0337	Asset Management Plan	230,000						
32	031-	WA	Corporate Addition Utilities	0	151,200	702,700				
33	031-	WA	Water Line Improvement: OKC Second Feed	0			0	0		21,176,000
34	031-9360-462	WA	Water Line Improvements-Segment B (24th NE: Robinson to Tecumseh)	0	324,900	1,785,000				
35	031-9360-462	WA	Water Line Improvements-Segment G (Indian Hills: RR to 12th NE)	0			0	0		1,040,000
36	031-	WA	Water Line Improvements-Segment H (12th NE: N of Rock Creek)	0						231,000
37	031-	WA	Waterline Maintenance Plan: 40 Year Duration	0	0	0	0	3,332,000	3,332,000	126,586,000
38	031-	WA	Water Line Replacement: Alameda: 24th NE to Carter	0			0	1,260,000	3,150,000	
39	031-	WA0338	Water Line Replacement: Classen/Flood, Highway 9 to Indian Hills	931,000	200,000	0	1,505,000	1,368,000	1,568,000	1,568,000
40	031-9360-462	WA0328	Water Line Replacement: Flood-Robinson to Venture	3,308,615	0	0	0	0		
41	031-	WA	Water Line Replacement: Franklin Road, RR to 24th NW to Indian Hills	0	0	0	0	0		1,960,000
42	031-9521-462	WA	Water Line Replacement: Hall Park Phase 2	0	0	0	0	480,000		
43	031-	WA	Water Line Replacement: Main Street: Berry to Interstate Drive	0					920,000	2,020,000
	031-	WA0021	Water Meter GPS	250,000						
44	031-9360-462	WA0173	Master Meters Installation	287,529	80,000					
	031-9360-462	WA0195	Water Line Replacement: Robinson Under I-35	3,210,865						
		WA	Water Meter Automatic Metering Infrastructure (AMI)		350,000	14,000,000				
	031-9345-462	WA0196	I-35 Waterline Relocation	6,037						
		WA	Water Distribution System Sampling Stations		80,000	80,000	80,000			
	031-9395-462	WA0201	Backflow Prevention Program	66,215						
	031-9521-462	WA0202	Water Line Replacement: Gray/Main Street	766,499						
		WA	WL Replacement Southlake Addition		1,169,000					
		WA	Water Line Replacement: Jenkins Replacement		708,000					
	031-9360-462	WA0224	Water Line Replacement: Gray & Tonhawa	1,667,534						
		WA	Water Line Replacement: Porter Replacement		550,000	550,000				
	031-9360-462	WA0239	WL Improvements: Segment D 24" Phase 4	3,780,181						
	031-9683-462	WA0240	Water Line Replacement: 24th NE: Robinson to Alameda	525,405						
45	031-	WA	Water Line Replacement: 24th NE: Beaumont to Lindsey	0				547,000		
46	031-9521-462	WA0241	Water Meter: Large Water Meter Testing	226,266						
47	031-9683-462	WA0242	Water Line Replacement: Robinson- 24th NW to WTP	6,503,538	2,890,000	1,469,000	3,806,000			
48	031-	WA0339	Water Line Replacement: Sooner Fashion Mall	105,000						
	031-9360-462	WA0245	Water Line Replacement: Interstate Drive	1,035,745	362,037					
	031-9360-462	WA0246	Water Line Replacement: Parsons Addition	905,003	20,000					
		WA	Water Line Replacement: Urban Service Area Water Line Projects	94,000	183,000	241,000	318,000	203,000	221,000	
		WA	Water Line Replacement: Fire Hydrant and Valve Replacements	100,000	100,000	100,000	100,000	100,000	100,000	
49	031-	WA	Water Line Replacement: Flood Avenue	0	0	0	0	560,000	1,301,000	
			Subtotal Water Distribution System Projects	24,004,925 [*]	7,168,137	18,927,700 [*]	5,809,000	7,850,000 [*]	10,592,000	154,581,000
WATER TOWERS										
50	031-	WA	Water Tower - SE Norman	0				0		3,500,000
52	031-9354-462	WA0039	Water Tower - Boyd Tower	0	384,000	230,000	0	0		856,000
53	031-9354-462	WA0040	Water Tower - Robinson Tower	0	0	0	773,000			
54	031-9354-462	WA0182	Water Tower - Lindsey Tower	0	0	0	0		600,000	
55	031-9354-462	WA0189	Water Tower - Cascade Tower	100,000	500,000	0	0			
	031-9354-462	WA0274	Water Tower - WTP Backwash Tower	275,250						
	031-9354-462	WA0294	Water Tower- Hall Park Tower	100,000						
			Subtotal Water Tower Projects	475,250	884,000	230,000	773,000	0	600,000	4,356,000
WATER WELL IMPROVEMENTS										
	031-9345-462	WA0212	Water Well: 2015 Water Wells & Lines (paygo)	698,800						
	031-9345-462	WA0235	Water Well: 2015 Well Field Development (paygo)	768,618						
	031-9521-463	WA0243	Water Well: Horizontal Well	121,721		450,000	3,000,000			
			Subtotal Water Well and Distribution System Projects	1,589,139	0	450,000	3,000,000	0	0	
WATER TREATMENT PLANT										
56	031-	WA	Lake Thunderbird Augmentation	0					12,536,200	87,188,000
57	031-	WA0329	New Building for Line Maintenance (match)	1,680,000	470,000					
58	031-	WA	Reactivate Arsenic Wells & 3 MGD GWTP	0	0	0		0	3,750,000	15,340,000
59	031-	WA	Update Water Supply Plan	0	0	0	500,000			
61	031-	WA	WTP: 12 MGD Groundwater Treatment Plant	0		75,000	100,000			49,680,000
			Corrosion Control Study							
	031-9939-462	WA0330	WTP Laboratory Remodel	96,554						
			Cyber & Physical Security Assessment (Split 50/50 between 031/032)		175,000			25,000		
			WTP: Concrete Improvements		100,000					
		WA0225	WTP: Pilot Study for Chromium Treatment	49,820						
62	031-	WA	WTP Land Purchase	0	0	0	0	0		
64	031-	WA	WTP Sludge Disposal Study	0	100,000					2,000,000
65	031-9398-468	WA0214	WTP Well Field Blending	964,000	2,235,500	14,374,000		0		
	031-9395-462	WA0247	Water Metering/Billing Audit	0						
	031-9939-462	WA0248	WTP Fiber Expansion	55,000						
	031-9939-462	WA0249	WTP SCADA Improvements	32,252						
	031-9939-462	WA0291	WTP: Phase 2 Improvements (Paygo portion to be reimbursed SRF loan)	446,691						
			Subtotal WTP Other Projects	3,324,317 [*]	3,155,500	14,474,000	500,000	25,000	16,286,200	154,208,000

68	URBAN SERVICE AREA WATER LINES									
	<u>FYE 2018 Lines</u>									
	031-9343-462	WA0323	Columbia Cir: Biloxi Dr to Dead end cul de sac	0			0			
	031-9343-462	WA0325	Timberdell Rd: cul-de-sacs*	0			0			
	<u>FYE 2019 Lines</u>									
	031-9343-462	WA0331	Rhoades Dr: Edward Dr to Ramsey Ct	21,786			0			
	031-9343-462	WA0332	Stinson St: Jenkins Ave to George Ave	78,000			0			
	031-9343-462	WA0333	Wellsite Dr: Tecumseh Rd to end of cul-de-sac	45,000			0			
	<u>FYE 2020 Lines</u>									
	031-9343-462	WA0340	Hunting Horse Tr: Wyandotte Wy - 1010 Hunting Horse Tr	31,000			0			
	031-9343-462	WA0341	Kiowa Way: Hunting Horse Tr to dead end cul de sac	29,000			0			
	031-9343-462	WA0342	W. Brooks St: Berry Rd to Wylie Rd	103,000			0			
	031-9343-462	WA0343	E Eufaula: Porter to Ponca	27,000			0			
	031-9343-462	WA0344	Comanche: Porter to Ponca	36,000			0			
	031-9343-462	WA0345	Robinson St (Griffin Park)	14,798			0			
	<u>FYE2021 Lines</u>									
	Subtotal Urban Service Area Water Line Projects			385,584	0	0	0	0		
69	HOT SOILS WATER LINE REPAIR PROGRAM									
	<u>FYE 2019 Lines</u>									
	031-9344-462	WA0334	Drawbridge Ln: Castlerock Rd to Stonehurst to Castlerock Rd	32,000			0			
	031-9344-462	WA0335	Burgundy Ct: Peppertree Pl to cul-de-sac	0			0			
	031-9344-462	WA0336	Woodsboro Dr: Crossroads Blvd to Pheasant Run Rd	8,312			0			
	<u>FYE 2020 Lines</u>									
	031-9344-462	WA0346	Crail Dr: 36th Ave NW to Astor Dr	50,000			0			
	031-9344-462	WA0347	Buckingham Dr: Brownwood Ln to Bridgeport Rd	50,000			0			
	Subtotal Hot Soils Water Line Repair Program			140,312	0	0	0	0		
SUBTOTAL PAYGO WATER PROJECTS				29,919,527	11,207,637	34,081,700	10,082,000	7,875,000	313,145,000	
WATER BOND PROJECTS Series 2006										
	031-9345-462	WB0212	2015 Water Wells and Supply Lines (2 MGD)	10,490,902					0	
	031-9939-462	WB0292	WTP: Phase 2 Improvements	7,581,470	300,000				0	
Subtotal Bond Expenses for 2006 Water Bond Projects				18,072,372	300,000	0	0	0	0	
TOTAL ALL WATER FUND 31 PROJECTS				\$47,991,899	\$11,507,637	\$34,081,700	\$10,082,000	\$7,875,000	\$27,478,200	\$313,145,000

* closed

- means unused funds to be returned to fund balance at end of fiscal year.

CITY OF NORMAN

PROJECT TITLE:	Corporate Addition Utilities	PROJECT TYPE:	Water System	Improv.
PROJ. CATEGORY:	Water and Wastewater Systems	PROJECT NUMBER:	WA/WW	
DEPARTMENT:	Utilities	ACCOUNT NUMBER:	031/321	
MANAGER:	Mark Daniels	BEGIN & END DATES:	7/1/20	to 6/30/24
WARD(s):		LIFE EXPECTANCY:	50 years	

DETAILED PROJECT DESCRIPTION:

Project will design and construct water distribution and sewage collection facilities to serve Corporate Addition (as preliminary platted) as well as a small additional area east of the round-about. Water improvements consist of about 1,350 feet of 12-inch waterline which connects the existing waterlines along John Saxon Blvd. and the waterlines in Norman Business Park (this loop is required). The sewer improvements consist of about 1200 feet of very deep 8-inch sewer lines constructed going south to the southern boundary of Corporate Addition and then east about 800 feet to the end of the gravity service area. Development further east must be served by a lift station. Phase 2 of project will extend waterline about 4,100 feet east across Saxon Park to 36th SE, then north to existin 12-inch waterline across Highway 9 .

EXPENDITURE SCHEDULE through CITY Accounts by FY

Account Number	Cost Element	TOTAL ALL FISCAL YRS	Actual Prior Years	Budget FYE 2020	FYE 2021	FYE 2022	FYE 2023	FYE 2024	FYE 2025	Beyond 5 Years
322-xxxx-432-62-01	Design	22,400			22,400					
322-xxxx-432-61-01	Const	149,000			149,000					
		0								
031-xxxx-462-61-01	Design	111,500			19,800	91,700				
031-xxxx-462-61-01	Const	742,400			131,400	611,000				
		0								
	322 Total	171,400	0	0	171,400	0	0	0	0	0
	031 Total	853,900	0	0	151,200	702,700	0	0	0	0
	Total	1,025,300	0	0	322,600	702,700	0	0	0	0

OPERATING IMPACT: slight Water Fnd ongoing water maintenance

STATUS & COMMENTS:

Water fund (031) to contribute \$151,200; sewer excise tax fund (322) to contribute \$171,400.

TOTAL PROJECT BUDGET BY FUND SOURCE AND PURPOSE:

THIS PROJECT NEEDS ASSISTANCE FROM:

Purpose	Fnd 31	Fnd 322	Total	Bldg Maint	IT	Pub Wks	Utilities	Parks	Other
Design	111,500	22,400	133,900						
ROW	0	0	0						
Utilities	0	0	0						
Const.	742,400	149,000	891,400						
Materials	0	0	0						
Total	853,900	171,400	0 1,025,300						
Reimbursable Account?									

Last Update 2/4/20

CITY OF NORMAN

PROJECT TITLE:	Waterline Improvement: OKC Second Feed	PROJECT TYPE:	Water System	Improvmt.
PROJ. CATEGORY:	Water System	PROJECT NUMBER:	WA	
DEPARTMENT:	Utilities	ACCOUNT NUMBER:	031-9521-462	
MANAGER:	Mark Daniels	BEGIN & END DATES:	7/1/27	to 6/30/30
WARD(s):	4	LIFE EXPECTANCY:	50 Years	

DETAILED PROJECT DESCRIPTION:

This project will install approximately 6 miles of 24-inch treated waterline from OKC to allow purchase of an additional 6 MGD of treated water from OKC. Connection point would likely be in NE Norman, possibly 12th NE or 24th NE and could act a potential blending point for non-potable groundwater and treated water. Costs taken from Table 3.7 of 2060 Strategic Water Supply Plan. 31,680 LF 24-inch at \$335 per LF plus \$563K for flow metering vault (2012 costs).
 This project could be considered as an alternative to the proposed groundwater treatment plant.

EXPENDITURE SCHEDULE through CITY Accounts by FY

Account Number	Cost Element	TOTAL ALL FISCAL YRS	Actual Prior Years	Budget FYE 2020	Adopted FYE 2021	FYE 2022	FYE 2023	FYE 2024	FYE 2025	Beyond 5 Years
031-9521-462.62-01	Design	3,234,000								3,234,000
031-9521-462.60-01	ROW	1,778,000								1,778,000
031-9521-462.67-01	Utilities	0								0
031-9521-462.61-01	Const	16,164,000								16,164,000
031-9521-462.63-01	Matls	0								
		0								
	Total	21,176,000	0	0	0	0	0	0	0	21,176,000

OPERATING IMPACT: negligible Water Fnd

STATUS & COMMENTS:

Estimated start of design/ROW acquisition is FYE22. Project start moved back to FYE27. Costs inflated at 2.5% per year from 2012.

TOTAL PROJECT BUDGET BY FUND SOURCE AND PURPOSE:

THIS PROJECT NEEDS ASSISTANCE FROM:

Purpose	Fnd 31			Total	Bldg Maint	
Design	3,234,000			3,234,000		
ROW	1,778,000			1,778,000		
Utilities	0			0		
Const.	16,164,000			16,164,000		
Materials	0			0		
Total	21,176,000	0	0	21,176,000		
IT						
Pub Wks						
Utilities						
Parks						
Other						
Reimbursable Account?	no					

Last Update 2/26/20

CITY OF NORMAN

PROJECT TITLE:	Water Line Improvements: HPP - 24th NE: Robin	PROJECT TYPE:	Water System	Improv.
PROJ. CATEGORY:	Water Distribution System	PROJECT NUMBER:	WA	
DEPARTMENT:	Utilities	ACCOUNT NUMBER:	031-9360-462	
MANAGER:	Mark Daniels	BEGIN & END DATES:	7/1/21	to 6/30/24
WARD(s):	6	LIFE EXPECTANCY:	50 Years	

DETAILED PROJECT DESCRIPTION:

As part of the development of the Water System Computer Model, the consultant identified and prioritized projects to enhance the water distribution systems ability to transfer water across the City of Norman. Identified improvements were prioritized based on their impact on the system's ability to convey water to users during peak and emergency demand periods.

Project includes replacement of 7,900 LF existing 16-inch along 24th Avenue NE between Robinson and Rock Creek and then west 1/2 mile along Rock Creek; this is a main feeder line for the High Pressure Plane in NE Norman.

EXPENDITURE SCHEDULE through CITY Accounts by FY

Account Number	Cost Element	TOTAL ALL FISCAL YRS	Actual Prior Years	Budget FYE 2020	Adopted FYE 2021	FYE 2022	FYE 2023	FYE 2024	FYE 2025	Beyond 5 Years
6201	Design	268,000			268,000					
6001	ROW	56,900			56,900					
6701	Utilities	0								
6101	Const	1,785,000				1,785,000				
6301	Matls	0								
		0								
	Total	2,109,900	0	0	324,900	1,785,000	0	0	0	0

OPERATING IMPACT: positive Water Fnd Will improve water distribution system capabilities

STATUS & COMMENTS:

TOTAL PROJECT BUDGET BY FUND SOURCE AND PURPOSE:

Purpose	Fnd 31			Total
Design	268,000			268,000
ROW	56,900			56,900
Utilities	0			0
Const.	1,785,000			1,785,000
Materials	0			0
Total	2,109,900	0	0	2,109,900

THIS PROJECT NEEDS ASSISTANCE FROM:

Bldg Maint	
IT	
Pub Wks	
Utilities	
Parks	
Other	

Reimbursable Account? no

Last Update 3/5/20

CITY OF NORMAN

PROJECT TITLE:	Water Dist. System Improvements - Segment G	PROJECT TYPE:	Water System	Improv.
PROJ. CATEGORY:	Water Distribution System	PROJECT NUMBER:	WA	
DEPARTMENT:	Utilities	ACCOUNT NUMBER:	031-9360-462	
MANAGER:	Mark Daniels	BEGIN & END DATES:	7/1/17	to 6/30/23
WARD(s):	8	LIFE EXPECTANCY:	50 Years	

DETAILED PROJECT DESCRIPTION:

As part of the development of the Water System Computer Model, the consultant identified and prioritized projects to enhance the water distribution system's ability to transfer water across the City of Norman. Identified improvements were prioritized based on their impact on the system's ability to convey water to users during peak and emergency demand periods.

Segment G includes 7,300 LF 12-inch waterline along Indian Hills Road and was identified as a Priority 2 line segment. It connects the Blue Lake Estates area to the 12-inch waterline just east of US-77/Flood Avenue.

EXPENDITURE SCHEDULE through CITY Accounts by FY

Account Number	Cost Element	TOTAL ALL FISCAL YRS	Actual Prior Years	Budget FYE 2020	Adopted FYE 2021	FYE 2022	FYE 2023	FYE 2024	FYE 2025	Beyond 5 Years
6201	Design	126,000								126,000
6001	ROW	72,000								72,000
6701	Utilities	0								
6101	Const	842,000								842,000
6301	Matls	0								
		0								
	Total	1,040,000	0	0	0	0	0	0	0	1,040,000

OPERATING IMPACT: positive Water Fnd Will improve water distribution system capabilities

STATUS & COMMENTS:

Project moved back from FYE12 to FYE26 due to other priorities and lack of funding.

TOTAL PROJECT BUDGET BY FUND SOURCE AND PURPOSE:

THIS PROJECT NEEDS ASSISTANCE FROM:

Purpose	Fnd 31			Total	Bldg Maint	
Design	126,000			126,000	IT	
ROW	72,000			72,000	Pub Wks	
Utilities	0			0	Utilities	
Const.	842,000			842,000	Parks	
Materials	0			0	Other	
Total	1,040,000	0	0	1,040,000		
Reimbursable Account?	no					

Last Update 2/26/20

CITY OF NORMAN

PROJECT TITLE:	Waterline Segment H	PROJECT TYPE:	Water System	Improv.
PROJ. CATEGORY:	Water Distribution System	PROJECT NUMBER:	WA	
DEPARTMENT:	Utilities	ACCOUNT NUMBER:	031-9360-462	
MANAGER:	Mark Daniels	BEGIN & END DATES:	7/1/26	to 6/30/27
WARD(s):	8 6	LIFE EXPECT ANCY:	50 Years	

DETAILED PROJECT DESCRIPTION:

As part of the development of the Water System Computer Model, the consultant identified and prioritized projects to enhance the water distribution system's ability to transfer water across the City of Norman. Identified improvements were prioritized based on their impact on the system's ability to convey water to users during peak and emergency demand periods.

Segment H includes 3,000 LF 12-inch waterline along 12th Avenue NW between Rock Creek and Tecumseh, and was identified as a Priority 2 line segment.

EXPENDITURE SCHEDULE through CITY Accounts by FY

Account Number	Cost Element	TOTAL ALL FISCAL YRS	Actual Prior Years	Budget FYE 2020	Adopted FYE 2021	FYE 2022	FYE 2023	FYE 2024	FYE 2025	Beyond 5 Years
6201	Design	27,000								27,000
6001	ROW	26,000								26,000
6701	Utilities	0								
6101	Const	178,000								178,000
6301	Matls	0								
		0								
	Total	231,000	0	0	0	0	0	0	0	231,000

OPERATING IMPACT: positive Water Fnd Will improve water distribution system capabilities

STATUS & COMMENTS:

This waterline is adjacent to new residential development projects and has been re-prioritized to FYE26 to allow development to complete the work.

TOTAL PROJECT BUDGET BY FUND SOURCE AND PURPOSE:

THIS PROJECT NEEDS ASSISTANCE FROM:

Purpose	Fnd 31			Total	Bldg Maint	
Design	27,000			27,000	IT	
ROW	26,000			26,000	Pub Wks	
Utilities	0			0	Utilities	
Const.	178,000			178,000	Parks	
Materials	0			0	Other	
Total	231,000	0	0	231,000		
Reimbursable Account?	no					

Last Update 2/26/20

CITY OF NORMAN

PROJECT TITLE:	Waterline Maintenance Plan (40-Year)	PROJECT TYPE:	Water System	Improv.
PROJ. CATEGORY:	Water Line Maintenance Misc Projects	PROJECT NUMBER:	WA	
DEPARTMENT:	Utilities	ACCOUNT NUMBER:	031-9521-462	
MANAGER:	Mark Daniels	BEGIN & END DATES:	7/1/21	to 6/30/61
WARD(s):	all	LIFE EXPECTANCY:	50 Years	

DETAILED PROJECT DESCRIPTION:

The project assumes increasing water rates or creation of a Water Maintenance Fund similar to the Sewer Maintenance Fund. GIS records were researched to determine the approximate footage of older waterlines 12 inches in diameter and smaller that are constructed of ductile iron pipe, cast iron pipe, asbestos cement pipe, galvanized pipe or pipes with unknown material makeup. Generally, these pipes comprise about 60% of the total system and have outlived their design life due to age, material type, deterioration, or pipe diameter being less than current minimum of 6 inches. Existing users are expected to pay for these maintenance related issues or to upsize pipe diameter or material to meet current standards. Generally, new pipe will be PVC or HDPE.
 SUBJECT TO NEW FUNDING AVAILABILITY

EXPENDITURE SCHEDULE through CITY Accounts by FY

Account Number	Cost Element	TOTAL ALL FISCAL YRS	Actual Prior Years	Budget FYE 2020	Proposed FYE 2021	FYE 2022	FYE 2023	FYE 2024	FYE 2025	Beyond 5 Years
031-9521-462.62-01	Design	17,380,000						435,000	435,000	16,510,000
031-9521-462.60-01	ROW	0						0	0	0
031-9521-462.61-01	Const	115,870,000						2,897,000	2,897,000	110,076,000
031-9521-462.67-01	Utilities	0								
031-9521-462.63-01	Matls	0								
		0								
	Total	133,250,000	0	0	0	0	0	3,332,000	3,332,000	126,586,000

OPERATING IMPACT:

high	Water Fnd
------	-----------

STATUS & COMMENTS:

Estimated start of Water Maintenance Program is FYE21. It is assumed that no right-of-way will be required. Costs are 2016 dollars; inflation is not considered in cost estimate.
Project moved back AGAIN to FYE22 as no funding is available.
20-year replacement program would require \$6.67M per year.

TOTAL PROJECT BUDGET BY FUND SOURCE AND PURPOSE:

THIS PROJECT NEEDS ASSISTANCE FROM:

Purpose	Fnd 31		Total	Bldg Maint	
Design	17,380,000		17,380,000	IT	
ROW	0		0	Pub Wks	
Utilities	115,870,000		115,870,000	Utilities	
Const.	0		0	Parks	
Materials	0		0	Other	
Total	133,250,000	0	133,250,000		
Reimbursable Account?	no				

Last Update 3/5/20

CITY OF NORMAN

PROJECT TITLE:	24th NE Waterline: Beaumont to Lindsey	PROJECT TYPE:	Water System	Improv.
PROJ. CATEGORY:	Water Line Maintenance Misc Projects	PROJECT NUMBER:	WA	
DEPARTMENT:	Utilities	ACCOUNT NUMBER:	031-9521-462	
MANAGER:	Mark Daniels	BEGIN & END DATES:	7/1/21	to 6/30/23
WARD(s):	4	LIFE EXPECTANCY:	50 Years	

DETAILED PROJECT DESCRIPTION:

Water Distribution Projects: The proposed water distribution system improvements are broken out by location and assumes that funding will be pro-rated between development related and maintenance related needs. Line replacements are generally required due to age, material type and the current state of deterioration. Existing users are expected to pay for maintenance related costs while increasing the size of a waterline is a development related cost to be paid by connection fees or impact fees. Costs are pro-rated by comparing the internal area of the existing pipe to the area of the enlarged pipe.

24th NE: Project will replace 5,000 LF 30" concrete waterline with 30" PVC waterlines along 24th NE from Lindsey to Alameda. Estimated cost of \$2.4M is pro-rated 100% to existing customers (\$2.4M) and 0% to new development (\$0.0M).

EXPENDITURE SCHEDULE through CITY Accounts by FY

Account Number	Cost Element	TOTAL ALL FISCAL YRS	Actual Prior Years	Budget FYE 2020	Adopted FYE 2021	FYE 2022	FYE 2023	FYE 2024	FYE 2025	Beyond 5 Years
031-9521-462.62-01	Design	60,000						60,000		0
031-9521-462.60-01	ROW	90,000						90,000		0
031-9521-462.67-01	Utilities	0								0
031-9521-462.61-01	Const	397,000						397,000		0
031-9521-462.63-01	Matls	0								0
		0								0
	Total	547,000	0	0	0	0	0	547,000	0	0

OPERATING IMPACT: negligible Water Fnd

STATUS & COMMENTS:

This is a new project and is moved forward to match Public Works Department project to widen 24th NE; the Public Works Department and is expected to move utilities in FYE18/19 including portions of the existing 30" waterline between Lindsey and Alameda.

The Public Works Department completed waterline relocation from Alameda to just south of Beaumont; approximately 1,000 feet of 30-inch remains to be replaced.

TOTAL PROJECT BUDGET BY FUND SOURCE AND PURPOSE:

THIS PROJECT NEEDS ASSISTANCE FROM:

Purpose	Fnd 31		Total
Design	60,000		60,000
ROW	90,000		90,000
Utilities	0		0
Const.	397,000		397,000
Materials	0		0
Total	547,000	0	547,000

Bldg Maint	
IT	
Pub Wks	
Utilities	
Parks	
Other	

Reimbursable Account? no

Last Update 2/26/20

CITY OF NORMAN

PROJECT TITLE:	Alameda Waterline: 24th NE to Carter	PROJECT TYPE:	Water System	Improv.
PROJ. CATEGORY:	Water Line Maintenance Misc Projects	PROJECT NUMBER:	WA	
DEPARTMENT:	Utilities	ACCOUNT NUMBER:	031-9521-462	
MANAGER:	Mark Daniels	BEGIN & END DATES:	7/1/23	to 6/30/26
WARD(s):	4	LIFE EXPECTANCY:	50 Years	

DETAILED PROJECT DESCRIPTION:

Water Distribution Projects: The proposed water distribution system improvements are broken out by location and assume that funding will be pro-rated between development related and maintenance related needs. Line replacements are generally required due to age, material type and the current state of deterioration. Existing users are expected to pay for maintenance related costs while increasing the size of a waterline is a development related cost to be paid by connection fees or impact fees. Costs are pro-rated by comparing the internal area of the existing pipe to the area of the enlarged pipe.

Alameda: Project will replace 9,300 LF 24" concrete waterline with 24" PVC from 24th NE east to Carter. Estimated cost of \$3.5M is pro-rated 100% to existing customers (\$3.5M) and 0% to new development (\$0.0M).

EXPENDITURE SCHEDULE through CITY Accounts by FY

Account Number	Cost Element	TOTAL ALL FISCAL YRS	Actual Prior Years	Budget FYE 2020	Adopted FYE 2021	FYE 2022	FYE 2023	FYE 2024	FYE 2025	Beyond 5 Years
031-9521-462.62-01	Design	470,000						470,000		0
031-9521-462.60-01	ROW	790,000						790,000		0
031-9521-462.67-01	Utilities	0								0
031-9521-462.61-01	Const	3,150,000							3,150,000	0
031-9521-462.63-01	Matls	0								0
		0								
	Total	4,410,000	0	0	0	0	0	1,260,000	3,150,000	0

OPERATING IMPACT: negligible Water Fnd

STATUS & COMMENTS:

Estimated start of design and ROW acquisition is 2022. **Project moved back to FYE24**

TOTAL PROJECT BUDGET BY FUND SOURCE AND PURPOSE:

THIS PROJECT NEEDS ASSISTANCE FROM:

Purpose	Fnd 31			Total	Bldg Maint	
Design	470,000			470,000	IT	
ROW	790,000			790,000	Pub Wks	
Utilities	0			0	Utilities	
Const.	3,150,000			3,150,000	Parks	
Materials	0			0	Other	
Total	4,410,000	0	0	4,410,000		
Reimbursable Account?	no					

Last Update 2/26/20

CITY OF NORMAN

PROJECT TITLE:	WL Replacement: Classen/Flood: Hwy 9 to Indian	PROJECT TYPE:	Water System	Improv.
PROJ. CATEGORY:	Water Line Maintenance Misc Projects	PROJECT NUMBER:	WA0338	
DEPARTMENT:	Utilities	ACCOUNT NUMBER:	031-9521-462	
MANAGER:	Mark Daniels	BEGIN & END DATES:	7/1/19	to 6/30/27
WARD(s):	4	LIFE EXPECTANCY:	50 Years	

DETAILED PROJECT DESCRIPTION:

Water Distribution Projects: The proposed water distribution system improvements are broken out by location and assume that funding will be pro-rated between development related and maintenance related needs. Line replacements are generally required due to age, material type and the current state of deterioration. Existing users are expected to pay for maintenance related costs while increasing the size of a waterline is a development related cost to be paid by connection fees or impact fees. Costs are pro-rated by comparing the internal area of the existing pipe to the area of the enlarged pipe.

Classen/James Garner/Flood from Highway 9 to Indian Hills Road: Project will replace 25,700 LF 16" concrete waterlines with 16" PVC waterlines along Classen from Highway 9 to Lindsey, then along the James Garner/BNSF RR to Robinson, then along Flood to Tecumseh Road. Project will also replace 12,200 LF 12" DIP waterlines with 12" PVC from Tecumseh to Well #20 just north of Indian Hills Road. Estimated cost of \$8.7 is pro-rated 100% to existing customers (\$8.3M) and 0% to new development as waterline size was found to be adequate through modeling with no need to upsize.

EXPENDITURE SCHEDULE through CITY Accounts by FY

Account Number	Cost Element	TOTAL ALL FISCAL YRS	Actual Prior Years	Budget FYE 2020	Adopted FYE 2021	Projected FYE 2022	Projected FYE 2023	Projected FYE 2024	Projected FYE 2025	Projected Beyond 5 Years
031-9521-462.62-01	Design	810,000		109,000			701,000			0
031-9521-462.60-01	ROW	920,000		116,000			804,000			0
031-9521-462.67-01	Utilities	0								0
031-9521-462.61-01	Const	5,410,000		706,000	200,000			1,368,000	1,568,000	1,568,000
031-9521-462.63-01	Matls	0								0
		0								0
	Total	7,140,000	0	931,000	200,000	0	1,505,000	1,368,000	1,568,000	1,568,000

OPERATING IMPACT: negligible Water Fnd

STATUS & COMMENTS:

Eliminated 1000 feet 16-inch along James Garner associated with Main Library construction to be completed under separate project in FYE18. 12,600 feet 16-inch and 3,700 feet 12-inch deleted from this project and included in WL Replacement- Flood: Robinson to Venture in FYE19/20. Project on James Garner from Library to north of Robinson is moved to FYE20 to accommodate James Garner roadway extension. \$200,000 budgeted in FYE21 to replace funding of WL adjacent to On-Cue project at Highway 9. Remainder of Project estimated start of design/ROW acquisition is FYE23 with construction over the following 3 years.

TOTAL PROJECT BUDGET BY FUND SOURCE AND PURPOSE:

THIS PROJECT NEEDS ASSISTANCE FROM:

Purpose	Fnd 31			Total	Bldg Maint	
Design	810,000			810,000		
ROW	920,000			920,000		
Utilities	0			0		
Const.	5,410,000			5,410,000		
Materials	0			0		
Total	7,140,000	0	0	7,140,000		
Reimbursable Account?	no					

Last Update 2/26/20

CITY OF NORMAN

PROJECT TITLE:	WL Replacement: Franklin: RR to 12th NW	PROJECT TYPE:	Water System	Improv.
PROJ. CATEGORY:	Water Line Maintenance Misc Projects	PROJECT NUMBER:	WA	
DEPARTMENT:	Utilities	ACCOUNT NUMBER:	031-9521-462	
MANAGER:	Mark Daniels	BEGIN & END DATES:	7/1/26	to 6/30/28
WARD(s):	4	LIFE EXPECTANCY:	50 Years	

DETAILED PROJECT DESCRIPTION:

Water Distribution Projects: The proposed water distribution system improvements are broken out by location and assume that funding will be pro-rated between development related and maintenance related needs. Line replacements are generally required due to age, material type and the current state of deterioration. Existing users are expected to pay for maintenance related costs while increasing the size of a waterline is a development related cost to be paid by connection fees or impact fees. Costs are pro-rated by comparing the internal area of the existing pipe to the area of the enlarged pipe.

Franklin Road from Railroad to 12th NW then north to Indian Hills: Replace 10,700 LF 8" DIP with 12" PVC. Estimated cost of \$1.9M is pro-rated 67% to existing customers (\$1.3M) and 33% to new development (\$0.6M). .

EXPENDITURE SCHEDULE through CITY Accounts by FY

Account Number	Cost Element	TOTAL ALL FISCAL YRS	Actual Prior Years	Budget FYE 2020	Proposed FYE 2021	FYE 2022	FYE 2023	FYE 2024	FYE 2025	Beyond 5 Years
031-9521-462.62-01	Design	180,000								180,000
031-9521-462.60-01	ROW	550,000								550,000
031-9521-462.67-01	Utilities	0								0
031-9521-462.61-01	Const	1,230,000								1,230,000
031-9521-462.63-01	Matls	0								
		0								
	Total	1,960,000	0	0	0	0	0	0	0	1,960,000

OPERATING IMPACT: negligible Water Fnd

STATUS & COMMENTS:

Estimated start of design/ROW acquisition is FYE24 with construction the following year.
Project moved back to FYE27

TOTAL PROJECT BUDGET BY FUND SOURCE AND PURPOSE:

THIS PROJECT NEEDS ASSISTANCE FROM:

Purpose	Fnd 31	Total
Design	180,000	180,000
ROW	550,000	550,000
Utilities	0	0
Const.	1,230,000	1,230,000
Materials	0	0
Total	1,960,000	1,960,000

Bldg Maint	
IT	
Pub Wks	
Utilities	
Parks	
Other	

Reimbursable Account? no

Last Update 2/26/20

CITY OF NORMAN

PROJECT TITLE:	Water Line Replacement: Hall Park, Phase 2	PROJECT TYPE:	Water System	Maint.
PROJ. CATEGORY:	Water Distribution System	PROJECT NUMBER:	WA	
DEPARTMENT:	Utilities	ACCOUNT NUMBER:	031-	
MANAGER:	Mark Daniels	BEGIN & END DATES:	7/1/23	to 6/30/25
WARD(s):	5	LIFE EXPECTANCY:	50 Years	

DETAILED PROJECT DESCRIPTION:

Project will replace ductile iron pipe (DIP) water lines in the Double Tree area of the Hall Park subdivision along Oak Forest, Timbercrest, Five Oaks, Wood Hollow, Timberwood and Burning Tree. The DIP is not compatible with the corrosive clay soils and is rupturing causing extensive damage to driveways, streets, and yards. Project of this scope exceeds ability of Water Line Maintenance Division to perform on an annual basis. Approximately 4,700 feet of 4" and 6" DIP will be replaced with C900 PVC pipe.

EXPENDITURE SCHEDULE through CITY Accounts by FY

Account Number	Cost Element	TOTAL ALL FISCAL YRS	Actual Prior Years	Budget FYE 2020	Proposed FYE 2021	FYE 2022	FYE 2023	FYE 2024	FYE 2025	Beyond 5 Years
60.01	ROW	0								
61.01	Const	417,000						417,000		
62.01	Design	63,000						63,000		
63.01	Matls	0								
67.01	Utilities	0								
		0								
	Total	480,000	0	0	0	0	0	480,000	0	0

OPERATING IMPACT:

positive Water Fnd

STATUS & COMMENTS:

FYE17 cost inflated 2.5% per year to FYE24.
Project moved back to FYE24 due to lack of funding.

TOTAL PROJECT BUDGET BY FUND SOURCE AND PURPOSE:

THIS PROJECT NEEDS ASSISTANCE FROM:

Purpose	Fnd 31			Total	Bldg Maint
Design	63,000			63,000	
ROW				0	
Utilities				0	
Const.	417,000			417,000	
Materials				0	
Total	480,000	0	0	480,000	
Reimbursable Account?	no				

Bldg Maint	
IT	
Pub Wks	
Utilities	
Parks	
Other	

Last Update 2/27/20

CITY OF NORMAN

PROJECT TITLE:	WL Replacement: W. Main: Berry to Interstate Dr	PROJECT TYPE:	Water System	Improv.
PROJ. CATEGORY:	Water Line Maintenance Misc Projects	PROJECT NUMBER:	WA	
DEPARTMENT:	Utilities	ACCOUNT NUMBER:	031-9521-462	
MANAGER:	Mark Daniels	BEGIN & END DATES:	7/1/24	to 6/30/26
WARD(s):	4	LIFE EXPECTANCY:	50 Years	

DETAILED PROJECT DESCRIPTION:

Water Distribution Projects: The proposed water distribution system improvements are broken out by location and assume that funding will be pro-rated between development related and maintenance related needs. Line replacements are generally required due to age, material type and the current state of deterioration. Existing users are expected to pay for maintenance related costs while increasing the size of a waterline is a development related cost to be paid by connection fees or impact fees. Costs are pro-rated by comparing the internal area of the existing pipe to the area of the enlarged pipe.

West Main Street from Berry Avenue to Interstate Drive: Replace 6,800 LF 12" DIP on south side of Main with 16" PVC, and replace 5,200 LF 8" DIP on north side of Main with 12" PVC. Estimated cost of \$2.9M is pro-rated 72% to existing customers (\$2.1M) and 28% to new development (\$0.8M).

EXPENDITURE SCHEDULE through CITY Accounts by FY

Account Number	Cost Element	TOTAL ALL FISCAL YRS	Actual Prior Years	Budget FYE 2020	Adopted FYE 2021	Projected FYE 2022	Projected FYE 2023	Projected FYE 2024	Projected FYE 2025	Projected Beyond 5 Years
031-9521-462.62-01	Design	300,000							300,000	0
031-9521-462.60-01	ROW	620,000							620,000	0
031-9521-462.67-01	Utilities	0								0
031-9521-462.61-01	Const	2,020,000								2,020,000
031-9521-462.63-01	Matls	0								
		0								
	Total	2,940,000	0	0	0	0	0	0	920,000	2,020,000

OPERATING IMPACT: negligible Water Fnc

STATUS & COMMENTS:

Estimated start of design/ROW acquisition is FYE24 with construction the following year. **Project moved back to FYE25**
 Removed 1200 LF 16-inch between Flood and Berry as this was constructed as part of CO#1 to Berry Road WL Phase 3.

TOTAL PROJECT BUDGET BY FUND SOURCE AND PURPOSE:

THIS PROJECT NEEDS ASSISTANCE FROM:

Purpose	Fnd 31			Total	Bldg Maint	
Design	300,000			300,000	IT	
ROW	620,000			620,000	Pub Wks	
Utilities	0			0	Utilities	
Const.	2,020,000			2,020,000	Parks	
Materials	0			0	Other	
Total	2,940,000	0	0	2,940,000		
Reimbursable Account?	no					Last Update 2/27/20

CITY OF NORMAN

PROJECT TITLE:	Distribution System Sampling Stations	PROJECT TYPE:	Water System	Improvt.
PROJ. CATEGORY:	Water Treatment Division	PROJECT NUMBER:	WAXXXX	
DEPARTMENT:	Utilities	ACCOUNT NUMBER:		
MANAGER:	Geri Wellborn	BEGIN & END DATES:	7/1/20	to 6/30/25
WARD(s):	All	LIFE EXPECTANCY:	20 years	

Each month the Water Treatment Division is required by Revised Total Coliform Rule to collect, test and report the results of 80 samples for Total Coliform bacteria, E. coli bacteria and Chlorine residual. These samples are collected from distribution sites approved by the Oklahoma Department of Environmental Quality (DEQ) and the number of samples required is based on the population served by the public water system. Historically, sample collection is from inside schools, outside faucets of residences, and inside public and private business. Some sites are seasonal due to freezing temperature or facilities closing for the summer (schools). The DEQ has requested the Division reduce the number of sites and develop sites that can be sampled year round.

To comply with this request the Division has been working with the Line Maintenance Division and Norman Public School to identify locations for sampling sites through out the city that will be available to sample year round. The school system has agreed to work with the Division to install sampling stations on school property. Each sample station will require the water line to be excavated, tapped, install a sample station, backfill and install a concrete pad. 20 stations will be installed each year for two years. Additional funds in later years are to fund additional sampling locations as necessary. Existing sites will be evaluated but 40-60 sites are estimated to be moved. Each station will be locked to control access. Data will be submitted to DEQ in compliance with Federal requirements.

EXPENDITURE SCHEDULE through CITY Accounts by FY

Account Number	Cost Element	TOTAL ALL FISCAL YRS	Actual Prior Years	Budget FYE 2020	FYE 2021	FYE 2022	FYE 2023	FYE 2024	FYE 2025	Beyond 5 Years
6201	Design	0								
6001	ROW	0								
6701	Utilities	0								
6101	Const	240,000			80,000	80,000	80,000			
6301	Matls	0								
		0								
	Total	240,000	0	0	80,000	80,000	80,000	0	0	0

OPERATING IMPACT: slight Water Fnd construction to dig up, tap water main and add sampling station. (and add concre

STATUS & COMMENTS:

TOTAL PROJECT BUDGET BY FUND SOURCE AND PURPOSE:

THIS PROJECT NEEDS ASSISTANCE FROM:

Purpose				Total
Design	0			0
ROW	0			0
Utilities	0			0
Const.	240,000			240,000
Materials	0			0
Total	240,000	0	0	240,000

Bldg Maint	no
IT	no
Pub Wks	no
Utilities	yes
Parks	no
Other	no

Reimbursable Account?

Last Update 2/5/20

ANNUAL BUDGET

CITY OF NORMAN

PROJECT TITLE:	Water Meters, Advance Metering Infrastructure (A	PROJECT TYPE:	Water System	Improv.
PROJ. CATEGORY:	Water Meters	PROJECT NUMBER:	WAXXXX	
DEPARTMENT:	Utilities	ACCOUNT NUMBER:	031-	
MANAGER:	Chris Mattingly	BEGIN & END DATES:	7/1/20	to 6/30/25
WARD(s):	All	LIFE EXPECTANCY:	20 years	

A majority of the NUA water meters are currently read by a person walking and opening each meter can and reading the dial on the meter monthly. The reading is typed manually into a handheld device that stores the data until it can be downloaded at the end of each day. A small percentage of the NUA meters have Automatic Meter Reading (AMR) which allows a person to walk near the meters or drive a vehicle near the meters so that a hand held device reads each meter via electronic signals. The future trend is for water utilities to establish a few towers that can read each meter using radio frequencies. The reading devices can be installed on water towers so that good communication is established with each meter. This allows the utility to read any meter instantaneously and provide the customers with more responsive service as well as greatly reduce errors in meter reading entries. Since there are various companies providing AMI equipment and the total investment has a life of 20years, staff plans to hire a consultant who specializes in helping their client through the selection process. Staff has contacted a few consultants who state that this effort could range from \$100K to \$400K depending on the detail that our Utility wants to screen AMI vendors. Staff has programmed \$200K into the first year to get the process started and realizes the full funding for this endeavor will require a water rate increase.

EXPENDITURE SCHEDULE through CITY Accounts by FY

Account Number	Cost Element	TOTAL ALL FISCAL YRS	Actual Prior Years	Budget FYE 2020	FYE 2021	FYE 2022	FYE 2023	FYE 2024	FYE 2025	Beyond 5 Years
6201	Design	350,000			350,000					
6001	ROW	0								
6701	Utilities	0								
6101	Const	14,000,000			14,000,000					
6301	Matls	0								
		0								
	Total	14,350,000	0	0	350,000	14,000,000	0	0	0	0

OPERATING IMPACT: slight Water Fnd Once meters are purchased, ongoing maintenance fee of metering equipment \$300,000

STATUS & COMMENTS:

TOTAL PROJECT BUDGET BY FUND SOURCE AND PURPOSE:

THIS PROJECT NEEDS ASSISTANCE FROM:

Purpose				Total
Design	350,000			350,000
ROW	0			0
Utilities	0			0
Const.	14,000,000			14,000,000
Materials	0			0
Total	14,350,000	0	0	14,350,000

Bldg Maint	no
IT	no
Pub Wks	no
Utilities	yes
Parks	no
Other	no

Reimbursable Account?

Last Update 2/5/20

CITY OF NORMAN

PROJECT TITLE:	Master Meters Installation	PROJECT TYPE:	Water System	Improvrt.
PROJ. CATEGORY:	Water Distribution Lines	PROJECT NUMBER:	WA0173	
DEPARTMENT:	Utilities	ACCOUNT NUMBER:	31993360	
MANAGER:	Chris Mattingly	BEGIN & END DATES:	7/1/11	to 6/30/22
WARD(s):	All	LIFE EXPECT ANCY:	20 Years	

DETAILED PROJECT DESCRIPTION:

Norman has several government owned facilities that are exempted from permitting processes required of other applicants. Over the years, agreements regarding waterline construction and metering devices installed on private property have been forgotten or ignored. In some cases, the city can no longer maintain the waterlines or the public health could be compromised. This project will install master meters, backflow prevention and valve vaults at the points where public waterlines enter private property. Internal lines will be privately maintained. It is expected that 3 meters will be installed at Moore-Norman Votech, and Postal Training Facility with 2 meters each at JD McCarty and Oklahoma Veterans Center requiring 10 master metering locations costing about \$25,000 each. Under this project, 6-inch or 8 inch master meters will be installed at city cost and utilized for billing purposes. Existing city meters, internal to the facility, will be removed. This system will relieve the city of maintenance responsibility of internal waterlines that have not been dedicated to the city via utility easements, substandard construction and/or waterlines no longer accessible for maintenance.

EXPENDITURE SCHEDULE through CITY Accounts by FY

Account Number	Cost Element	TOTAL ALL FISCAL YRS	Actual Prior Years	Budget FYE 2020	Proposed FYE 2021	FYE 2022	FYE 2023	FYE 2024	FYE 2025	Beyond 5 Years
31993360-46101	Const	480,000	112,471	287,529	80,000					0
		0								
		0								
		0								
		0								
		0								
	Total	480,000	112,471	287,529	80,000	0	0	0	0	0

OPERATING IMPACT: positive Water Fnd Maintenance Only

STATUS & COMMENTS:

Bid in FYE15 was \$250K; project on hold to ensure governmental approvals are in place; will re-bid at that time.

TOTAL PROJECT BUDGET BY FUND SOURCE AND PURPOSE:

THIS PROJECT NEEDS ASSISTANCE FROM:

Purpose	Fnd 31			Total	Bldg Maint	
Design				0	IT	
ROW				0	Pub Wks	
Utilities				0	Utilities	
Const.	480,000			480,000	Parks	
Materials				0	Other	
Total	480,000	0	0	480,000		
Reimbursable Account?		no				Last Update 2/27/20

CITY OF NORMAN

PROJECT TITLE:	Robinson Waterline: 24th NW to WTP	PROJECT TYPE:	Water System	Improv.
PROJ. CATEGORY:	Water Line Maintenance Misc Projects	PROJECT NUMBER:	WA0242	
DEPARTMENT:	Utilities	ACCOUNT NUMBER:	031-9521-462	
MANAGER:	Chris Mattingly	BEGIN & END DATES:	7/1/17	to 6/30/24
WARD(s):	4	LIFE EXPECTANCY:	50 Years	

DETAILED PROJECT DESCRIPTION:

Water Distribution Projects: The proposed water distribution system improvements are broken out by location and assume that funding will be protected between development related and maintenance related needs. Line replacements are generally required due to age, material type and the current state of deterioration. Existing users are expected to pay for maintenance related costs while increasing the size of a waterline is a development related cost to be paid by connection fees or impact fees. Costs are pro-rated by comparing the internal area of the existing pipe to the area of the enlarged pipe.

Robinson Street: Project will replace the waterlines from the Water Treatment Plant west to 24th Avenue NW. Replace (1) replace 6,800 LF 16" DIP waterline with 30" PVC from RR to 24th NW (extended); (2) 2700 LF 24" concrete waterline with 42" PVC from WTP to 24th NE; (3) install 5,800 LF new 30" PVC from 12th NE through pressure plain to 24th NE; (4) replace 7,900 LF 16" DIP waterline with 30" PVC from RR to 12th NE. Estimated cost of \$13.1M is pro-rated 43% to existing customers (\$5.6M) and 57% to new development (\$7.2M).

EXPENDITURE SCHEDULE through CITY Accounts by FY

Account Number	Cost Element	TOTAL ALL FISCAL YRS	Actual Prior Years	Budget FYE 2020	Adopted FYE 2021	FYE 2022	FYE 2023	FYE 2024	FYE 2025	Beyond 5 Years
031-9521-462.62-01	Design	1,550,000	258,897	719,103		572,000				0
031-9521-462.60-01	ROW	2,223,000	99,565	1,226,435		897,000				0
031-9521-462.67-01	Utilities	0								0
031-9521-462.61-01	Const	11,254,000	0	4,558,000	2,890,000		3,806,000			0
031-9521-462.63-01	Matls	0								0
		0								0
	Total	15,027,000	358,462	6,503,538	2,890,000	1,469,000	3,806,000	0	0	0

OPERATING IMPACT: negligible Water Fnd

STATUS & COMMENTS:

Estimated start of design/ROW acquisition is FYE18; construction in FYE19 and 20. 24th NW to Berry to RR is broken out as Phase 1, Phase 2 will be the RR to 12th NE; Phase 3 will be from 12th NE to the WTP and has been expedited to coordinate with the Public Works utility relocation in association with the 24th Ave NE road widening project. **Construction budget for Phase 3 project in FYE21 increased to \$2.89 M based on consultant's most recent estimate. Construction budget for Phase 4 project FYE23 increased to \$3.806 M based on most recent bidding.**

TOTAL PROJECT BUDGET BY FUND SOURCE AND PURPOSE:

THIS PROJECT NEEDS ASSISTANCE FROM:

Purpose	Fnd 31		Total	Bldg Maint	
Design	1,550,000		1,550,000	IT	
ROW	2,223,000		2,223,000	Pub Wks	
Utilities	0		0	Utilities	
Const.	11,254,000		11,254,000	Parks	
Materials	0		0	Other	
Total	15,027,000	0	15,027,000		
Reimbursable Account?	no				

Last Update 2/27/20

CITY OF NORMAN

PROJECT TITLE:	Waterline Replacement: Interstate Drive	PROJECT TYPE:	Water System	Maint.	
PROJ. CATEGORY:	Water Distribution system	PROJECT NUMBER:	WA0245		
DEPARTMENT:	Utilities	ACCOUNT NUMBER:	031-9360-462		
MANAGER:	Mark Daniels	BEGIN & END DATES:	7/1/17	to	6/30/20
WARD(s):		LIFE EXPECTANCY:	50 Years		

DETAILED PROJECT DESCRIPTION:

Project will replace ductile iron pipe (DIP) water lines along North Interstate Drive from near Copperfield Drive and Northwest Blvd. south to approximately River Oaks Drive. It will also include Copperfield Drive and an extension west into Springbrook Addition. The DIP water lines are not compatible with the clay soils and lines are rupturing, causing damage to parking, driveways and streets, and service disruptions to commercial entities in the area. Approximately 3,600 feet of 6-inch and 8-inch DIP will be upgraded to 12-inch diameter while another 2,700 feet will be upgraded to 8-inch C900 PVC pipe. Projects of this scope exceeds ability of Water Line Maintenance Division to perform on an annual basis.

EXPENDITURE SCHEDULE through CITY Accounts by FY

Account Number	Cost Element	TOTAL ALL FISCAL YRS	Actual Prior Years	Budget FYE 2020	Proposed FYE 2021	FYE 2022	FYE 2023	FYE 2024	FYE 2025	Beyond 5 Years
60.01	ROW	44,000			44,000					
61.01	Const	1,246,000	12,673	958,290	275,037					
62.01	Design	188,000	65,582	79,418	43,000					
63.01	Matls	0								
67.01	Utilities	0								
		0								
	Total	1,478,000	78,255	1,037,708	362,037	0	0	0	0	0

OPERATING IMPACT:

positive

 Water Fnd

STATUS & COMMENTS:

Cardinal Engineering to perform design work.
Project scope expanded from 6,300 LF to 8,400 feet of waterline; additional funding added in FYE21.

TOTAL PROJECT BUDGET BY FUND SOURCE AND PURPOSE:

THIS PROJECT NEEDS ASSISTANCE FROM:

Purpose	Fnd 31			Total	Bldg Maint	
Design	188,000			188,000	IT	
ROW				0	Pub Wks	
Utilities				0	Utilities	
Const.	1,246,000			1,246,000	Parks	
Materials				0	Other	
Total	1,434,000	0	0	1,434,000		
Reimbursable Account?	no					

Last Update 2/27/20

CITY OF NORMAN

PROJECT TITLE:	Waterline Replacement: Porter Avenue	PROJECT TYPE:	Water System	Maint.
PROJ. CATEGORY:	Water System	PROJECT NUMBER:	WA	
DEPARTMENT:	Utilities	ACCOUNT NUMBER:	031-	
MANAGER:	Nathan Madenwald	BEGIN & END DATES:	7/1/20	to 6/30/21
WARD(s):		LIFE EXPECTANCY:	40 years	

DETAILED PROJECT DESCRIPTION:

The project will replace the existing water lines within the proposed Porter Avenue project proposed by the Public Works Department generally from Gray Street to just north of Acres Avenue. The existing water line is approximately 50 years old and lines in the area have previously had breaks warranting the replacement of the lines prior to the installation of new sidewalks and paving. This project would replace approximately 2,600 feet of existing line.

EXPENDITURE SCHEDULE through CITY Accounts by FY

Account Number	Cost Element	TOTAL ALL FISCAL YRS	Actual Prior Years	Budget FYE 2020	FYE 2021	FYE 2022	FYE 2023	FYE 2024	FYE 2025	Beyond 5 Years
6201	Design	143,400			71,700	71,700				
6001	ROW	0								
6701	Utilities	0								
6101	Const	956,600			478,300	478,300				
6301	Matls	0								
		0								
	Total	1,100,000	0	0	550,000	550,000	0	0	0	0

OPERATING IMPACT: slight Water Fnd ongoing water maintenance

STATUS & COMMENTS:

TOTAL PROJECT BUDGET BY FUND SOURCE AND PURPOSE:

THIS PROJECT NEEDS ASSISTANCE FROM:

Purpose				Total
Design	143,400			143,400
ROW	0			0
Utilities	0			0
Const.	956,600			956,600
Materials	0			0
Total	1,100,000	0	0	1,100,000

Bldg Maint	
IT	
Pub Wks	
Utilities	
Parks	
Other	

Reimbursable Account?

Last Update :K55/2020

CITY OF NORMAN

PROJECT TITLE:	WL Replacement: Jenkins Ave: Lindsey to Timberdell	PROJECT TYPE:	Water System	Maint.
PROJ. CATEGORY:	Water System	PROJECT NUMBER:	WA	
DEPARTMENT:	Utilities	ACCOUNT NUMBER:	031-	
MANAGER:	Nathan Madenwald	BEGIN & END DATES:	7/1/20	to 6/30/21
WARD(s):		LIFE EXPECTANCY:	40 years	

DETAILED PROJECT DESCRIPTION:

In conjunction with the Public Works project that will widen Jenkins Avenue from Constitution Avenue to Lindsey Street, this project will replace the exiting 6-inch water line along Jenkins Avenue from Lindsey Street to Timberdell Drive. Approximately 2,800 linear feet of 12-inch water line will be required. Right of way is assumed to be included within the scope of the Public Works project. By completing this project at the same time as the widening, the impact to the residents and the public will be reduced and overall cost to the City should be reduced.

EXPENDITURE SCHEDULE through CITY Accounts by FY

Account Number	Cost Element	TOTAL ALL FISCAL YRS	Actual Prior Years	Budget FYE 2020	FYE 2021	FYE 2022	FYE 2023	FYE 2024	FYE 2025	Beyond 5 Years
6201	Design	64,000			64,000					
6001	ROW	0								
6701	Utilities	0								
6101	Const	644,000			644,000					
6301	Matls	0								
		0								
	Total	708,000	0	0	708,000	0	0	0	0	0

OPERATING IMPACT: slight Water Fnd ongoing water maintenance

STATUS & COMMENTS:

TOTAL PROJECT BUDGET BY FUND SOURCE AND PURPOSE:

THIS PROJECT NEEDS ASSISTANCE FROM:

Purpose				Total	Bldg Maint	
Design	64,000			64,000	IT	
ROW	0			0	Pub Wks	
Utilities	0			0	Utilities	
Const.	644,000			644,000	Parks	
Materials	0			0	Other	
Total	708,000	0	0	708,000		
Reimbursable Account?						

Last Update 2/5/20

CITY OF NORMAN

PROJECT TITLE:	Water Line Replacement: Parsons Addition	PROJECT TYPE:	Water System	Maint.
PROJ. CATEGORY:	Water Distribution System	PROJECT NUMBER:	WA0246	
DEPARTMENT:	Utilities	ACCOUNT NUMBER:	031-9360-462	
MANAGER:	Chris Mattingly	BEGIN & END DATES:	7/1/17	to 6/30/20
WARD(s):	4 7	LIFE EXPECTANCY:	50 Years	

DETAILED PROJECT DESCRIPTION:

Project will replace ductile iron pipe (DIP) water lines in an area west of OU bounded by Brooks to the north, Flood to the west, Lindsey to the south, and Elm to the east. DIP is rupturing causing extensive damage to driveways, streets, and yards. The DIP is not compatible with the corrosive clay soils. Project will replace approximately 9,700 feet of 6" and 8" DIP with C900 PVC pipe. Project of this scope exceeds ability of Water Line Maintenance Division to perform on an annual basis.

EXPENDITURE SCHEDULE through CITY Accounts by FY

Account Number	Cost Element	TOTAL ALL FISCAL YRS	Actual Prior Years	Budget FYE 2020	Proposed FYE 2021	FYE 2022	FYE 2023	FYE 2024	FYE 2025	Beyond 5 Years
60.01	ROW	0								
61.01	Const	1,905,500	33,103	1,852,397	20,000					
62.01	Design	137,500	84,894	52,606						
63.01	Matls	0								
67.01	Utilities	0								
		0								
	Total	2,043,000	117,997	1,905,003	20,000	0	0	0	0	0

OPERATING IMPACT: positive Water Fnd

STATUS & COMMENTS:

Project was split into two phases. Staff will ask for appropriation from Fund Balance of \$1,000,000 upon awarding Phase II in May 2020.

TOTAL PROJECT BUDGET BY FUND SOURCE AND PURPOSE:

THIS PROJECT NEEDS ASSISTANCE FROM:

Purpose	Fnd 31			Total	Bldg Maint	
Design	137,500			137,500	IT	
ROW				0	Pub Wks	
Utilities				0	Utilities	
Const.	1,905,500			1,905,500	Parks	
Materials				0	Other	
	Total	2,043,000	0	0	2,043,000	
Reimbursable Account?	no					

Last Update 2/27/20

CITY OF NORMAN

PROJECT TITLE:	WL Replacement: Southlake Addition	PROJECT TYPE:	Water System	Maint.
PROJ. CATEGORY:	Water System	PROJECT NUMBER:	WA	
DEPARTMENT:	Utilities	ACCOUNT NUMBER:	031-	
MANAGER:	Nathan Madenwald	BEGIN & END DATES:	7/1/20	to 6/30/21
WARD(s):		LIFE EXPECTANCY:	40 years	

DETAILED PROJECT DESCRIPTION:

Due to significant number of breaks that have impacted water service to the development, this project is proposed to replace the water lines throughout the neighborhood. The existing lines are ductile iron pipe that were installed in the 1980s and have experienced a significant amount of corrosion. This project will install new 8-inch main along with minimal amounts of 6-inch for small streets and short dead-end lines and will then reconnect services for the residents.

EXPENDITURE SCHEDULE through CITY Accounts by FY

Account Number	Cost Element	TOTAL ALL FISCAL YRS	Actual Prior Years	Budget FYE 2020	FYE 2021	FYE 2022	FYE 2023	FYE 2024	FYE 2025	Beyond 5 Years
6201	Design	106,000			106,000					
6001	ROW	0								
6701	Utilities	0								
6101	Const	1,063,000			1,063,000					
6301	Matls	0								
		0								
	Total	1,169,000	0	0	1,169,000	0	0	0	0	0

OPERATING IMPACT: slight Water Fnd ongoing water maintenance

STATUS & COMMENTS:

TOTAL PROJECT BUDGET BY FUND SOURCE AND PURPOSE:

THIS PROJECT NEEDS ASSISTANCE FROM:

Purpose				Total
Design	106,000			106,000
ROW	0			0
Utilities	0			0
Const.	1,063,000			1,063,000
Materials	0			0
Total	1,169,000	0	0	1,169,000

Bldg Maint	
IT	
Pub Wks	
Utilities	
Parks	
Other	

Reimbursable Account?

Last Update 2/5/20

CITY OF NORMAN

PROJECT TITLE:	Waterline Replacement: Flood Avenue	PROJECT TYPE:	Water System	Improv.
PROJ. CATEGORY:	Water Distribution System	PROJECT NUMBER:	WA0306	
DEPARTMENT:	Utilities	ACCOUNT NUMBER:	031-9521-462	
MANAGER:	Mark Daniels	BEGIN & END DATES:	7/1/18	to 6/30/22
WARD(s):	4	LIFE EXPECTANCY:	50 Years	

DETAILED PROJECT DESCRIPTION:

This project will replace 7,300 feet of 6-inch waterline with 8-inch waterline along Flood Street, generally between Robinson and Boyd Street. The 6" water line is cast iron greater than 50 years old and has a number of leaks and repairs. Eleven waterlines crossing Flood will also be replaced with 8-inch by open trench construction. Costs have been increased to cover existing streets, parking lots and sidewalks to be removed and replaced.

EXPENDITURE SCHEDULE through CITY Accounts by FY

Account Number	Cost Element	TOTAL ALL FISCAL YRS	Actual Prior Years	Budget FYE 2020	Adopted FYE 2021	FYE 2022	FYE 2023	FYE 2024	FYE 2025	Beyond 5 Years
031-9521-462.62-01	Design	195,000						195,000		
031-9521-462.60-01	ROW	365,000						365,000		
031-9521-462.67-01	Utilities	0								
031-9521-462.61-01	Const	1,301,000							1,301,000	
031-9521-462.63-01	Matls	0								
		0								
	Total	1,861,000	0	0	0	0	0	560,000	1,301,000	0

OPERATING IMPACT: negligible Water Fnc

STATUS & COMMENTS:

FY21 project was temporarily closed and is re-budgeted in FY20, if funding is available. Project start moved back one year to FY25 due to lack of funding.

TOTAL PROJECT BUDGET BY FUND SOURCE AND PURPOSE:

Purpose	Fnd 31			Total
Design	195,000			195,000
ROW	365,000			365,000
Utilities	0			0
Const.	1,301,000			1,301,000
Materials	0			0
Total	1,861,000	0	0	1,861,000

Reimbursable Account? no

THIS PROJECT NEEDS ASSISTANCE FROM:

Bldg Maint	
IT	
Pub Wks	
Utilities	
Parks	
Other	

Last Update 2/13/19

CITY OF NORMAN

PROJECT TITLE:	Urban Service Area Waterlines	PROJECT TYPE:	Water System
PROJ. CATEGORY:	Urban Service Area Waterlines	PROJECT NUMBER:	WA Maintenance
DEPARTMENT:	Utilities	ACCOUNT NUMBER:	31993346 46301
MANAGER:	David Hager	BEGIN & END DATES:	7/20/19 to 6/30/25
WARD(s):	All	LIFE EXPECTANCY:	40-50 Years

DETAILED PROJECT DESCRIPTION:

These projects purchase materials for replacement of cast iron and ductile iron water mains, water valves, replace and correct fire hydrant spacing in the urban service area. The existing five-year planned projects is being revised and restructured. All programmed projects will be included in future fiscal year projects. **FYE20:** Hunting Horse Tr. WA0340 (\$31,000), E. Eufaula St. WA0343, (\$27,000), E. Comanche St. WA0344. (\$36,000), **FYE 21:** Beaumont Dr. (\$82,000), 1357 12th Ave N.W. (\$39,000), Rising Hill Dr. (\$19,600), Shadow St. (\$42,400), **FYE 22:** Crest Pl. (\$104,000), Blessing Ct. (\$16,000), Jackson Dr. (\$55,000), Morren Dr. (\$66,000), **FYE 23:** Rising Hill Dr. (\$108,000), 401 12th Ave. S.E. (\$110,000), 1149 E. Brooks St. (\$100,000), **FYE 24:** Kingston Rd. (\$46,000), Park Dr. (\$54,000), W. Brooks St.. (\$103,000), **FYE 25:** Venture Dr. (\$118,000), 28th Ave. N.W. (\$65,000), Madra St. (\$38,000)

EXPENDITURE SCHEDULE through CITY Accounts by FY

Account Number	Cost Element	TOTAL ALL FISCAL YRS	Actual Prior Years	Budget FYE 2020	FYE 2021	FYE 2022	FYE 2023	FYE 2024	FYE 2025	Beyond 5 Years
6301	Design	0								
6001	ROW	0								
6701	Utilities	0								
6101	Const	0								
31993346 46301	Matls	1,260,000		94,000	183,000	241,000	318,000	203,000	221,000	
		0								
	Total	1,260,000	0	94,000	183,000	241,000	318,000	203,000	221,000	0

OPERATING IMPACT:

positive	Water Fnd	Reduce maintenance costs
----------	-----------	--------------------------

STATUS & COMMENTS:

FY20: Hunting Horse Tr. - Wyandotte to 1010 Hunting Horse Tr., E. Eaufaula St. - Porter Ave. to Ponca Ave., E. Comanche St. - Porter Ave. to Ponca Ave., **FY21:** Beaumont Dr. - 24th Ave. S.E. to Brandywine Ln., 1357 12th Ave. N.E. replace water main loop around apartment complex., Rising Hill Dr. - Madra St. to Rising Hill Dr., Shadow St. - Madra St. Rising Hill Dr., **FY 22:** Crest Pl. - Venessa Dr. to end of cul-de-sac, 28th Ave., Blessing Ct. - Crest Pl. to end of cul-de-sac, Jackson Dr. - Crestland Dr. to Crest Pl., Morren Dr. - Crestland Dr. to 200 W of Crest Pl., **FY 23:** Rising Hill Dr. Madra St. to Lyric St., 401 12th Ave S.E. to Triad Village Dr., 1149 E. Brooks St. Halray Dr. to E. Brooks St. **FY 24:** Kingston Rd.- 12th Ave. N.E. to 1304 Kingston Dr., Park Dr.- W. Main St to Eufaula St., W. Brooks St. - Berry Rd to Wylie Rd. **FY 25:** Venture Dr. N. Flood Ave. to 28th Ave. N.W., 28th Ave. N.W. - Okla. National Guard to 2801 28th Ave. N.W., Madra St. - South Lake Blvd. to Shadow St. **Division staff completing FY 19 budgeted replcement projects - Wellsite Dr. - Tecumseh Rd to end of cul-de-sac., Drawbridge Ln. - Castlerock Rd. to Stonehurst St.**

TOTAL PROJECT BUDGET BY FUND SOURCE AND PURPOSE:

THIS PROJECT NEEDS ASSISTANCE FROM:

Purpose				Total	Bldg Maint	
Design	0			0	IT	
ROW	0			0	Pub Wks	
Utilities	0			0	Utilities	yes
Const.	0			0	Parks	
Materials	1,260,000			1,260,000	Other	
T total	1,260,000	0	0	1,260,000		
Reimbursable Account?	yes					

Last Update 1/2/20

ANNUAL BUDGET

CITY OF NORMAN

PROJECT TITLE:	Fire Hydrant and Valve Replacement Projects	PROJECT TYPE:	Water System	Maint.
PROJ. CATEGORY:	Line Maintenance	PROJECT NUMBER:	WA0301, Maintenance	
DEPARTMENT:	Utilities	ACCOUNT NUMBER:	31993346 46301	
MANAGER:	David Hager	BEGIN & END DATES:	7/1/20	to 6/30/25
WARD(s):	All	LIFE EXPECTANCY:	20-30 Years	

DETAILED PROJECT DESCRIPTION:

This is an annual maintenance project to replace age related fire hydrants and isolation valves within the distribution system on an needed basis. Un-needed funds to be returned to the Water Fund (031) balance at the end of each fiscal year. Location of replacement assets to be determined on a case by case basis. Funds will purchase new fire hydrants, valves, water line fittings and aggregate materials for related asset replacements.

EXPENDITURE SCHEDULE through CITY Accounts by FY

Account Number	Cost Element	TOTAL ALL FISCAL YRS	Actual Prior Years	Budget FYE 2020	FYE 2021	FYE 2022	FYE 2023	FYE 2024	FYE 2025	Beyond 5 Years
31993346 46301	Matls	600,000		100,000	100,000	100,000	100,000	100,000	100,000	
		0								
		0								
		0								
		0								
		0								
		0								
	Total	600,000	0	100,000	100,000	100,000	100,000	100,000	100,000	0

OPERATING IMPACT: positive Water Fnd Ongoing replacement and maintenance will increase asset reliability

STATUS & COMMENTS:

This annual asset replacement project will replace Hot Soils water line replacement projects. The ongoing programmed water line replacements projects will be re-programmed for Division future Urban Area water line replacement projects and outside contract projects for future fiscal years. This fire hydrant and valve replacement account will fund costs of materials for the "Hot Soils" crew and is expected to continue indefinitely.

TOTAL PROJECT BUDGET BY FUND SOURCE AND PURPOSE:

THIS PROJECT NEEDS ASSISTANCE FROM:

Purpose	Fnd 31			Total	Bldg Maint	
Design				0	IT	
ROW	0			0	Pub Wks	
Utilities	0			0	Utilities	yes
Const.	0			0	Parks	
Materials	600,000			600,000	Other	
T total	600,000	0	0	600,000		
Reimbursable Account?	yes					

Last Update 12/30/19

CITY OF NORMAN

PROJECT TITLE:	Water Tower - SE Norman	PROJECT TYPE:	Water System	Improvmt.
PROJ. CATEGORY:	Water Towers	PROJECT NUMBER:	WAXXXX	
DEPARTMENT:	Utilities	ACCOUNT NUMBER:	031-9354-462	
MANAGER:	Mark Daniels	BEGIN & END DATES:	7/1/21	to 6/30/24
WARD(s):	All	LIFE EXPECTANCY:	50 Years	

DETAILED PROJECT DESCRIPTION:

As the City of Norman continues to grow, additional elevated water storage will be needed to maintain water pressure during periods of peak demand and provide additional fire fighting capability. It is proposed that a 1.0 million gallon elevated storage tank be constructed in southeastern Norman in the vicinity of State Highway 9 and 24th Avenue SE.

EXPENDITURE SCHEDULE through CITY Accounts by FY

Account Number	Cost Element	TOTAL ALL FISCAL YRS	Actual Prior Years	Budget FYE 2020	Adopted FYE 2021	FYE 2022	FYE 2023	FYE 2024	FYE 2025	Beyond 5 Years
6201	Design	450,000								450,000
6001	ROW	50,000								50,000
6701	Utilities	0								
6101	Const	3,000,000								3,000,000
6301	Matls	0								
		0								
	Total	3,500,000	0	0	0	0	0	0	0	3,500,000

OPERATING IMPACT: negligible Water Fnd Maintenance Only

STATUS & COMMENTS:

Construction moved outside the 5-year CIP. Tank will be required after/as development occurs in SE Norman.

TOTAL PROJECT BUDGET BY FUND SOURCE AND PURPOSE:

THIS PROJECT NEEDS ASSISTANCE FROM:

Purpose	Fnd 31		Total
Design	450,000		450,000
ROW	50,000		50,000
Utilities	0		0
Const.	3,000,000		3,000,000
Materials	0		0
Total	3,500,000	0	3,500,000

Bldg Maint	
IT	
Pub Wks	
Utilities	
Parks	
Other	

Reimbursable Account? no

Last Update 2/13/19

CITY OF NORMAN

PROJECT TITLE:	Water Tower Maintenance - Boyd Tower	PROJECT TYPE:	Water System	Maint.
PROJ. CATEGORY:	Water Towers	PROJECT NUMBER:	WA0039	
DEPARTMENT:	Utilities	ACCOUNT NUMBER:	031-9354-462	
MANAGER:	Chris Mattingly	BEGIN & END DATES:	7/1/11	to 6/30/22
WARD(s):	2	LIFE EXPECTANCY:	10 Years	

DETAILED PROJECT DESCRIPTION:

To continue to store drinking water in a safe environment, water towers must be continually maintained. Water tower inspection and resurfacing occurs on an approximate 10 year cycle; the Boyd Tower located near 2400 W. Boyd was last coated in may 2012. During resurfacing, structural defects and deterioration were rehabilitated in order to extend the life of the tower. Additionally, a mixing device was considered though not installed to improve circulation and prevent accumulation of stagnant water in the water tower. Summer 2017 water treatment staff tested and identified stagnant water related to this tank. Staff recommends moving forward with the installation of a mixer in FYE19 at a cost of \$200K plus \$30K design; a similar mixer was installed on Robinson Tower and water tests proved that it was a success. Additionally, the APAI water modeling project identified that 300 LF 12-inch and 800 LF 8-inch water needs to be installed along Boyd to improve water movement and decrease water age in the tower; the estimated construction cost is \$290K plus 15% for design (\$44K).

EXPENDITURE SCHEDULE through CITY Accounts by FY

Account Number	Cost Element	TOTAL ALL FISCAL YRS	Actual Prior Years	Budget FYE 2020	Adopted FYE 2021	FYE 2022	FYE 2023	FYE 2024	FYE 2025	Beyond 5 Years
6201	Design	292,157	106,157		44,000	30,000				112,000
6001	ROW	50,000			50,000					
6701	Utilities	0								
6101	Const	1,717,191	483,191		290,000	200,000				744,000
6301	Matls	0								
		0								
	Total	2,059,348	589,348	0	384,000	230,000	0	0	0	856,000

OPERATING IMPACT: negligible Water Fnd Maintenance Only

STATUS & COMMENTS:

Boyd Tower was last sandblasted and coated in May 2012 by Classic Protective Coatings at a cost of approximately \$450,000 (PO#207407). **Proposed water lines to be installed in FYE21 and tank mixes to be installed in FYE22. Project painting and restoration moved to FYE26 - cost estimated at \$600K in February 2019 with additional 8 years of 3% inflation to FYE26.**

TOTAL PROJECT BUDGET BY FUND SOURCE AND PURPOSE:

THIS PROJECT NEEDS ASSISTANCE FROM:

Purpose	Fnd 31			Total	Bldg Maint	
Design	292,157			292,157	IT	
ROW	50,000			50,000	Pub Wks	
Utilities	0			0	Utilities	
Const.	1,717,191			1,717,191	Parks	
Materials	0			0	Other	
Total	2,059,348	0	0	2,059,348		
Reimbursable Account?	no					

Last Update 2/13/19

CITY OF NORMAN

PROJECT TITLE:	Water Tower Maintenance - Robinson Tower	PROJECT TYPE:	Water System	Maint.
PROJ. CATEGORY:	Water Towers	PROJECT NUMBER:	WA0040	
DEPARTMENT:	Utilities	ACCOUNT NUMBER:	031-9354-462	
MANAGER:	Chris Mattingly	BEGIN & END DATES:	7/1/05	to 6/30/22
WARD(s):	8	LIFE EXPECTANCY:	10 Years	

DETAILED PROJECT DESCRIPTION:

To continue to store drinking water in a safe environment, water towers must be continually maintained. Water tower inspection and resurfacing occurs on an approximate 10 year cycle; the Robinson Water Tower located at 4000 W. Robinson was last coated in July 2006. During resurfacing, structural defects or deterioration will be rehabilitated in order to extend the life of the tower. Additionally, a mixing device was installed to improve circulation and prevent accumulation of stagnant water in the water tower. The project will protect the water quality during storage in the water tower and help maintain compliance with the Phase II Disinfection Byproducts Rule promulgated in 2012. Resurfacing and painting assumed in FYE2021.

EXPENDITURE SCHEDULE through CITY Accounts by FY

Account Number	Cost Element	TOTAL ALL FISCAL YRS	Actual Prior Years	Budget FYE 2020	Adopted FYE 2021	FYE 2022	FYE 2023	FYE 2024	FYE 2025	Beyond 5 Years
6201	Design	98,000					98,000			
6001	ROW	0								
6701	Utilities	0								
6101	Const	675,000				675,000				
6301	Matls	0								
		0								
	Total	773,000	0	0	0	0	773,000	0	0	0

OPERATING IMPACT: negligible Water Fnd Maintenance Only

STATUS & COMMENTS:

Robinson Tower was last sandblasted and coated in July 2006 by TMI Coatings at a cost of approximately \$400,000 (PO#127313). Project estimated at \$600K in February 2019; add 4 years inflation at 3% annually to FYE23.

THIS PROJECT NEEDS ASSISTANCE FROM:

Purpose	Fnd 31	Total	Bldg Maint
Design	98,000	98,000	
ROW	0	0	
Utilities	0	0	
Const.	675,000	675,000	
Materials	0	0	
Total	773,000	773,000	

Reimbursable Account? no

Last Update 2/27/20

CITY OF NORMAN

PROJECT TITLE:	Water Tower Maintenance - Lindsey Tower	PROJECT TYPE:	Water System	Maint.
PROJ. CATEGORY:	Water Towers	PROJECT NUMBER:	WA0182	
DEPARTMENT:	Utilities	ACCOUNT NUMBER:	031-9354-462	
MANAGER:	Chris Mattingly	BEGIN & END DATES:	7/1/09	to 6/30/20
WARD(s):	2	LIFE EXPECTANCY:	10 Years	

DETAILED PROJECT DESCRIPTION:

To continue to store drinking water in a safe environment Norman needs to maintain their water towers on a continual basis. The Lindsey Street Tower was last addressed by resurfacing the interior of the tank in 1993. It is recommended that the existing towers be resurfaced on a 10 year rotation. During resurfacing, structural defects or deterioration will be rehabilitated in order to extend the life of this tower.

Staff has reconsidered the resurfacing of Lindsey Water Tower. Several factors such as lead paint, location regarding lead paint abatement, and poor circulation/stagnant water were considered against tearing down and replacing the tank with a new one located in a more useful part of Norman. Additionally, a new monopole is being built which will allow the NUA to honor the existing cell phone tower contracts. Therefore, this budget projection allows for the funds to demolish and remove the tank from service. Staff is having another water model ran since new apartments have been built and more are proposed in this area.

EXPENDITURE SCHEDULE through CITY Accounts by FY

Account Number	Cost Element	TOTAL ALL FISCAL YRS	Actual Prior Years	Budget FYE 2020	Adopted FYE 2021	FYE 2022	FYE 2023	FYE 2024	FYE 2025	Beyond 5 Years
6201	Design	0								
6001	ROW	0								
6701	Utilities	0								
6101	Const	600,000							600,000	
6301	Matls	0								
		0								
	Total	600,000	0	0	0	0	0	0	600,000	0

OPERATING IMPACT:

negligible	Water Fnd	Maintenance Only
------------	-----------	------------------

STATUS & COMMENTS:

Delay demolition until FYE25 or until it is determined if tank can be used in conjunction with a non-potable water reuse distribution system.

TOTAL PROJECT BUDGET BY FUND SOURCE AND PURPOSE:

THIS PROJECT NEEDS ASSISTANCE FROM:

Purpose	Fnd 31			Total	Bldg Maint	
Design	0			0	IT	
ROW	0			0	Pub Wks	
Utilities	0			0	Utilities	
Const.	600,000			600,000	Parks	
Materials	0			0	Other	
Total	600,000	0	0	600,000		
Reimbursable Account?	no					

Last Update 2/27/20

CITY OF NORMAN

PROJECT TITLE:	Water Tower Maintenance - Cascade Tower	PROJECT TYPE:	Water System	Maint.
PROJ. CATEGORY:	Water Towers	PROJECT NUMBER:	WA0189	
DEPARTMENT:	Utilities	ACCOUNT NUMBER:	031-9354-462	
MANAGER:	Chris Mattingly	BEGIN & END DATES:	7/1/12	to 6/30/24
WARD(s):	8	LIFE EXPECTANCY:	10 Years	

DETAILED PROJECT DESCRIPTION:

To continue to store drinking water in a safe environment, water towers must be continually maintained. Water tower inspection and resurfacing occurs on an approximate 10 year cycle; the Cascade Tower was constructed in 1998. During resurfacing, structural defects or deterioration will be rehabilitated in order to extend the life of the tower.

EXPENDITURE SCHEDULE through CITY Accounts by FY

Account Number	Cost Element	TOTAL ALL FISCAL YRS	Actual Prior Years	Budget FYE 2020	Adopted FYE 2021	FYE 2022	FYE 2023	FYE 2024	FYE 2025	Beyond 5 Years
6201	Design	0								
6001	ROW	0								
6701	Utilities	0								
6101	Const	604,858	4,858	100,000	500,000					
6301	Matls	0								
		0								
	Total	604,858	4,858	100,000	500,000	0	0	0	0	0

OPERATING IMPACT: negligible Water Fnd Maintenance Only

STATUS & COMMENTS:

During FYE10, the paint was in good condition and not in need of resurfacing. The tank was inspected and the exterior was cleaned and treated for mildew in August 2012. The tank was inspected in FYE14 and paint was found to be satisfactory for an additional 7 years; move next painting back to FYE20.

Cleaning with minor painting scheduled for FYE20 with complete resurfacing and painting moved up to FYE21.

TOTAL PROJECT BUDGET BY FUND SOURCE AND PURPOSE:

Purpose	Fnd 31	Total
Design	0	0
ROW	0	0
Utilities	0	0
Const.	604,858	604,858
Materials	0	0
Total	604,858	604,858

Reimbursable Account? no

THIS PROJECT NEEDS ASSISTANCE FROM:

Bldg Maint	
IT	
Pub Wks	
Utilities	
Parks	
Other	

Last Update 2/8/19

CITY OF NORMAN

PROJECT TITLE:	Horizontal Well Study	PROJECT TYPE:	Water System
PROJ. CATEGORY:	Water Well Development	PROJECT NUMBER:	WA0243
DEPARTMENT:	Utilities	ACCOUNT NUMBER:	031-9345-462
MANAGER:	Chris Mattingly	BEGIN & END DATES:	7/1/17 to 6/30/20
WARD(s):	All	LIFE EXPECTANCY:	5 years

DETAILED PROJECT DESCRIPTION:

In 2018, the Utilities Department began investigating the possibility of drilling a horizontal well within sand layers of the Garber Wellington aquifer, in lieu of the typical vertical wells which are being constructed under a separate project. After researching the issue and performing a test hole in Norman, the concept seems to be achievable and staff has budgeted for a future well using this technology in FYE22.

EXPENDITURE SCHEDULE through CITY Accounts by FY

Account Number	Cost Element	TOTAL ALL FISCAL YRS	Actual Prior Years	Budget FYE 2020	Proposed FYE 2021	Projected FYE 2022	Projected FYE 2023	Projected FYE 2024	Projected FYE 2025	Projected Beyond 5 Years
031-9521-462.62-01	Design	450,000				450,000				
031-9521-462.61-01	Const	3,310,000	188,279	121,721			3,000,000			
	Matls	0								
		0								
		0								
		0								
	Total	3,760,000	188,279	121,721	0	450,000	3,000,000	0	0	

OPERATING IMPACT: less cost Water Fnd water delivery projected at 4 to 6 times the amount of a single vertical well

STATUS & COMMENTS:

Initial Study by Garver in amount of \$74,800 funded under WA0212. Amendment #1, approving construction of 1 to 4 test well(s) will further examine the viability of a horizontal well. \$310,000 transferred from WA0212 into WA0243 to fund second phase of Garver Horizontal Well Study contract. Staff will review viability of pursuing a horizontal well and make recommendation to NUA. If approved to move forward, a transfer from WB0212 Construction will be utilized to fund the remainder of this project. Conventional well construction selected for current well field development and horizontal well construction pushed out to FYE 2023 or at such time as a water rate increase is approved.

TOTAL PROJECT BUDGET BY FUND SOURCE AND PURPOSE:

THIS PROJECT NEEDS ASSISTANCE FROM:

Purpose	Fnd 31			Total	Bldg Maint	
Design				0	IT	
ROW				0	Pub Wks	
Utilities				0	Utilities	yes
Const.	3,310,000			3,310,000	Parks	
Materials	0			0	Other	
Total	3,310,000	0	0	3,310,000		
Reimbursable Account?	no					

Last Update 2/27/20

CITY OF NORMAN

PROJECT TITLE:	Lake Thunderbird Augmentation (Reuse)	PROJECT TYPE:	Water System
PROJ. CATEGORY:	Water Treatment Plant	PROJECT NUMBER:	WA
DEPARTMENT:	Utilities	ACCOUNT NUMBER:	31
MANAGER:	Mark Daniels	BEGIN & END DATES:	7/1/25 to 6/30/29
WARD(s):	All	LIFE EXPECTANCY:	20 yrs

DETAILED PROJECT DESCRIPTION:

This project assumes augmentation of Lake thunderbird with highly treated effluent (indirect reuse) is approved by ODEQ before 2025 and initial design begins in 2025. The project costs are taken from the 2060 Strategic Water Supply Plan, Portfolio 14 and generally consists of (1) a 3 MGD sidestream WRF treatment facility (\$12.2M), (2) an effluent pump station and 3.9 miles of 30-inch force main conveying reclaimed water from the WRF to Dave Blue Creek (\$21.9M), (3) 7 miles of 30-inch parallel pipeline from the Lake Thunderbird to the WTP (\$44.9M), and (4) a 3 MGD expansion to the WTP (\$8.8M). SWSP costs have been inflated forward at 3% per year to the expected start in 2025.

EXPENDITURE SCHEDULE through CITY Accounts by FY

Account Number	Cost Element	TOTAL ALL FISCAL YRS	Actual Prior Years	Budget FYE 2020	Proposed FYE 2021	FYE 2022	FYE 2023	FYE 2024	FYE 2025	Beyond 5 Years
031-????-462.62-01	Design	16,123,000	0	0					6,449,200	9,673,800
031-????-462.61-01	Const	71,428,000	0	0						71,428,000
031-????-462.60-01	ROW	12,174,000	0	0					6,087,000	6,087,000
		0								
		0								
		0								
	Total	99,725,000	0	0	0	0	0	0	12,536,200	87,188,800

OPERATING IMPACT: negligible Water Fnd maintain asset

STATUS & COMMENTS:

This project is expected to be initiated in FYE2025 by designing both pipelines, the initial 3 MGD of WRF capacity and the initial 3 mgd of WTP capacity. Cost estimates are preliminary and additional study is needed to accurately project future costs. For budgeting purposes, the following is assumed:

1. Land and ROW acquisitions occur in years 1 and 2.
2. Surveying, design and inspection fees are expended 40% in year 1 and 15% per year in years 2, 3, 4 and 5.
3. Construction costs are expended equally over 4 years (years 2, 3, 4 and 5) or 25% per year of the construction process.

TOTAL PROJECT BUDGET BY FUND SOURCE AND PURPOSE:

THIS PROJECT NEEDS ASSISTANCE FROM:

Purpose	Fnd 31	Fed. Aid	Total
Design	16,123,000		16,123,000
ROW	12,174,000		12,174,000
Utilities			0
Const.	71,428,000		71,428,000
Materials			0
Total	99,725,000	0	99,725,000

Bldg Maint	
IT	
Pub Wks	
Utilities	
Parks	
Other	

Reimbursable Account?

Last Update 2/27/20

CITY OF NORMAN

PROJECT TITLE:	WTP Sludge Disposal Study	PROJECT TYPE:	Water System	Improv.
PROJ. CATEGORY:	Water Treatment Plant	PROJECT NUMBER:	WA	
DEPARTMENT:	Utilities	ACCOUNT NUMBER:		
MANAGER:	Chris Mattingly	BEGIN & END DATES:	7/1/20	to 6/30/30
WARD(s):	All	LIFE EXPECTANCY:	20 yrs	

DETAILED PROJECT DESCRIPTION:

This engineering study and report will review the capacity of the existing sludge storage lagoons at the WTP and Hall Park disposal site, and estimate the remaining life of these facilities. The project will review alternative processes for sludge handling/dewatering and potential methods for sludge disposal or reuse. Alternative sites for sludge disposal will be examined. Future costs for sludge handling/dewatering and off-site acquisition costs are estimated but are beyond the current 5-Year CIP.

EXPENDITURE SCHEDULE through CITY Accounts by FY

Account Number	Cost Element	TOTAL ALL FISCAL YRS	Actual Prior Years	Budget FYE 2020	FYE 2021	FYE 2022	FYE 2023	FYE 2024	FYE 2025	Beyond 5 Years
6201	Design	1,000,000			100,000					
6001	ROW	1,000,000								1,000,000
6701	Utilities	0								
6101	Const	1,000,000								1,000,000
6301	Matls	0								
		0								
	Total	2,100,000	0	0	100,000	0	0	0	0	2,000,000

OPERATING IMPACT:

high	Water Fnd	maintain asset
------	-----------	----------------

STATUS & COMMENTS:

The current site for residual disposal is projected to be full in 20 years. Residual disposal is a daily, on-going, critical part of the treatment process. An Emergency Operations Center and a new Operation Center for the Line Maintenance Division are being constructed on sites where the Division currently buries residual waste. It is expected the Division will get pressure from homeowners and city staff when we are hauling sludge because of dirt and dust generated by the work. In addition it will take some time to find and get a new site permitted for disposal. Cost estimates are preliminary and additional study is needed to accurately project future costs.

TOTAL PROJECT BUDGET BY FUND SOURCE AND PURPOSE:

THIS PROJECT NEEDS ASSISTANCE FROM:

Purpose				Total	Bldg Maint	
Design	100,000			100,000	IT	
ROW	1,000,000			1,000,000	Pub Wks	
Utilities	0			0	Utilities	yes
Const.	1,000,000			1,000,000	Parks	
Materials	0			0	Other	
Total	2,100,000	0	0	2,100,000		
Reimbursable Account?						

Last Update 2/4/20

CITY OF NORMAN

PROJECT TITLE:	Cyber & Physical Security Assessment	PROJECT TYPE:	Water System	Improv.
PROJ. CATEGORY:	Water / Wastewater Treatment	PROJECT NUMBER:	WA/WW	
DEPARTMENT:	Utilities	ACCOUNT NUMBER:		
MANAGER:	Geri Wellborn / Steve Hardeman	BEGIN & END DATES:	7/1/20	to 6/30/21
WARD(s):	All	LIFE EXPECTANCY:	10 years	

DETAILED PROJECT DESCRIPTION:

The American Water and Infrastructure Act (AWIA) was enacted on October 23, 2018. AWIA established new risk and resiliency requirements for community water systems based with deadlines established based on service populations for the respective systems. A Risk and Resiliency Assessment including both cyber and physical security aspects will be required and an update of the Emergency Response Plan must be prepared to address identified natural and man-made threats. Based on the population served by the Norman Utilities Authority, this assessment must be completed and certified by December 21, 2020. The updated Emergency Response Plan must be completed by June 30, 2021.

Though the AWIA currently only applies to the water system, the assessment and plan update will also be completed for the wastewater facilities as well. This effort will apply to water facilities including the treatment plant, water towers, and well sites, and to wastewater facilities including the treatment plant and the lift station.

EXPENDITURE SCHEDULE through CITY Accounts by FY

Account Number	Cost Element	TOTAL ALL FISCAL YRS	Actual Prior Years	Budget FYE 2020	FYE 2021	FYE 2022	FYE 2023	FYE 2024	FYE 2025	Beyond 5 Years
031-6201	Design	75,000			50,000				25,000	
031-6101	Const	125,000			125,000					
032-6201	Design	75,000			50,000				25,000	
032-6101	Const	125,000			125,000					
6301	Matls	0								
		0								
	Total	400,000	0	0	350,000	0	0	0	50,000	0

OPERATING IMPACT:

moderate	Water Fnd	computer services, IT service, physical security, computer and security hardware for remote sites and the treatment plant
----------	-----------	---

STATUS & COMMENTS:

TOTAL PROJECT BUDGET BY FUND SOURCE AND PURPOSE:

Purpose	Fnd 31	Fnd 32		Total
Design	75,000	75,000		150,000
ROW				0
Utilities				0
Const.	125,000	125,000		250,000
Materials	0			0
Total	200,000	200,000	0	400,000

THIS PROJECT NEEDS ASSISTANCE FROM:

Bldg Maint	
IT	
Pub Wks	
Utilities	
Parks	
Other	

Reimbursable Account?

Last Update 2/27/20

CITY OF NORMAN

PROJECT TITLE:	WTP Concrete Work	PROJECT TYPE:	Water System	Improvmt.
PROJ. CATEGORY:	Water Treatment Plant	PROJECT NUMBER:	WA	
DEPARTMENT:	Utilities	ACCOUNT NUMBER:		
MANAGER:	Chris Matingly	BEGIN & END DATES:	7/1/20	to 6/30/21
WARD(s):	All	LIFE EXPECTANCY:	20 years	

DETAILED PROJECT DESCRIPTION:

This project is to provide funds to install concrete paving and sidewalks at several locations including parking lot at the admin building, walkways and pads at new control panels, and for a new turn around pad. Additionally, this project will install a new structural concrete solution along the east side of the building.

EXPENDITURE SCHEDULE through CITY Accounts by FY

Account Number	Cost Element	TOTAL ALL FISCAL YRS	Actual Prior Years	Budget FYE 2020	FYE 2021	FYE 2022	FYE 2023	FYE 2024	FYE 2025	Beyond 5 Years
6201	Design	0								
6001	ROW	0								
6701	Utilities	0								
6101	Const	100,000			100,000					
6301	Matls	0								
		0								
	Total	100,000	0	0	100,000	0	0	0	0	0

OPERATING IMPACT:

negligible	Water Fnd
------------	-----------

STATUS & COMMENTS:

TOTAL PROJECT BUDGET BY FUND SOURCE AND PURPOSE:

THIS PROJECT NEEDS ASSISTANCE FROM:

Purpose				Total	Bldg Maint	
Design	0			0	IT	
ROW	0			0	Pub Wks	
Utilities	0			0	Utilities	
Const.	100,000			100,000	Parks	
Materials	0			0	Other	
Total	100,000	0	0	100,000		
Reimbursable Account?						

Last Update 2/4/20

CITY OF NORMAN

PROJECT TITLE:	Corrosion Control Study	PROJECT TYPE:	Water System	Improvmt.
PROJ. CATEGORY:	Distribution System	PROJECT NUMBER:	WA	
DEPARTMENT:	Utilities	ACCOUNT NUMBER:		
MANAGER:	Geri Wellborn	BEGIN & END DATES:	7/1/20	to 6/30/21
WARD(s):	All	LIFE EXPECTANCY:		

DETAILED PROJECT DESCRIPTION:

In order to satisfy new and more stringent requirements pursuant to the "Lead and Copper Rule Requirements for Public Water Supplies Serving > 50,000 People", this project will evaluate the water distribution system to determine areas of most concern for corrosion and to develop a plan of action to inhibit corrosion into the future. Activities included in this effort will be water modeling, field investigations, and potentially lab or pilot studies.

EXPENDITURE SCHEDULE through CITY Accounts by FY

Account Number	Cost Element	TOTAL ALL FISCAL YRS	Actual Prior Years	Budget FYE 2020	FYE 2021	FYE 2022	FYE 2023	FYE 2024	FYE 2025	Beyond 5 Years
6201	Design	75,000			75,000					
6001	ROW	0								
6701	Utilities	0								
6101	Const	100,000				100,000				
6301	Matls	0								
		0								
	Total	175,000	0	0	75,000	100,000	0	0	0	0

OPERATING IMPACT:

slight

 Water Fnd Could potentially increase treatment costs due to additional chemicals

STATUS & COMMENTS:

TOTAL PROJECT BUDGET BY FUND SOURCE AND PURPOSE:

THIS PROJECT NEEDS ASSISTANCE FROM:

Purpose				Total	Bldg Maint	
Design	75,000			75,000	IT	
ROW	0			0	Pub Wks	
Utilities	0			0	Utilities	
Const.	100,000			100,000	Parks	
Materials	0			0	Other	
Total	175,000	0	0	175,000		
Reimbursable Account?						

Last Update 11/30/17

CITY OF NORMAN

PROJECT TITLE:	New Building for Line Maintenance	PROJECT TYPE:	Water System	Improv.
PROJ. CATEGORY:	Bldgs & Gnds	PROJECT NUMBER:	WW0329/WA0329	
DEPARTMENT:	Utilities	ACCOUNT NUMBER:	3299911/3199911	
MANAGER:	David Hager	BEGIN & END DATES:	7/1/18	to 6/30/22
WARD(s):	All	LIFE EXPECTANCY:	40 years	

DETAILED PROJECT DESCRIPTION:

The Line Maintenance Division consisting of administrative staff, and water and sewer line maintenance sections are located on the North Base property; they are housed adjacent to the Fleet offices and vehicle servicing areas. The existing 11,000 SF building area housing administrative offices, the employee breakroom, fire hydrant/meter repair area as well as a storage area for numerous water and sewer line repair parts, replacement meters/firehydrants, etc. A separate building is provided for pump repair parts and a work area for pump repairs and testing. This CIP assumes construction of a new 20,000 SF facility and appurtenances NW of the water treatment plant at an estimated cost of \$100 per square foot (SF) with design estimated at 10% of the building cost.

EXPENDITURE SCHEDULE through CITY Accounts by FY

Account Number	Cost Element	TOTAL ALL SCAL YRS	Actual Prior Years	Budget FYE 2020	Adopted FYE 2021	Projected FYE 2022	Projected FYE 2023	Projected FYE 2024	Projected FYE 2025	Projected Beyond 5 Years
3199911-46201	Design	200,000		150,000	50,000					
3199911-46001	ROW	0								
3199911-46101	Const	1,950,000		1,530,000	420,000					
3299911-46201	Design	200,000		150,000	50,000					
3299911-46001	ROW	0								
3299911-46101	Const	1,950,000		1,530,000	420,000					
	WA Total	2,150,000	0	1,680,000	470,000	0	0	0	0	0
	WW Total	2,150,000	0	1,680,000	470,000	0	0	0	0	0

OPERATING IMPACT: slight Water Fnd

STATUS & COMMENTS:

Funding is proposed to be split 50%/50% between the Water Fund 031 and the Water Reclamation Fund 032. Design contract approved 01/28/20.

Building prices increased to reflect recent bid pricing; increase estimated construction from \$3.06M to \$3.9M

TOTAL PROJECT BUDGET BY FUND SOURCE AND PURPOSE:

THIS PROJECT NEEDS ASSISTANCE FROM:

Purpose	Fnd 31	Fnd 32	Total	Bldg Maint	IT	Pub Wks	Utilities	Parks	Other
Design	200,000	200,000	400,000						
ROW	0	0	0						
Utilities			0						
Const.	1,950,000	1,950,000	3,900,000						
Materials			0						
Total	2,150,000	2,150,000	4,300,000						
Reimbursable Account?	no								

Last Update 2/4/20

CITY OF NORMAN

PROJECT TITLE:	Update Water Supply Plan	PROJECT TYPE:	Water System	Improv.
PROJ. CATEGORY:	Water Treatment Plant	PROJECT NUMBER:	WA0174	
DEPARTMENT:	Utilities	ACCOUNT NUMBER:	031-9196-462	
MANAGER:	Mark Daniels	BEGIN & END DATES:	7/1/22	to 6/30/24
WARD(s):	All	LIFE EXPECTANCY:	10 yrs	

DETAILED PROJECT DESCRIPTION:

This project will update the 2060 Strategic Water Supply Plan prepared in 2012. Project will re- consider water supply sources such indirect potable reuse by augmenting Lake Thunderbird with highly treated effluent, direct potable reuse, the South Canadian River, proposed reservoirs near Ada (Scissortail or Parker), Kaw Reservoir near Ponca City, raw or treated water purchase from Oklahoma City, and treatment alternatives for our existing groundwater supply to meet more stringent maximum contaminant levels for drinking water.

EXPENDITURE SCHEDULE through CITY Accounts by FY

Account Number	Cost Element	TOTAL ALL FISCAL YRS	Actual Prior Years	Budget FYE 2020	Proposed FYE 2021	FYE 2022	FYE 2023	FYE 2024	FYE 2025	Beyond 5 Years
031-9196-462.62-01	Design	894,447	394,447				500,000			0
		0	0							
		0	0							
		0								
		0								
		0								
	Total	894,447	394,447	0	0	0	500,000	0	0	0

OPERATING IMPACT: negligible Water Fnd maintain asset

STATUS & COMMENTS:

Estimated for FYE23

TOTAL PROJECT BUDGET BY FUND SOURCE AND PURPOSE:

THIS PROJECT NEEDS ASSISTANCE FROM:

Purpose	Fnd 31			Total
Design	894,447			894,447
ROW	0			0
Utilities				0
Const.	0			0
Materials				0
Total	894,447	0	0	894,447

Bldg Maint	
IT	
Pub Wks	
Utilities	
Parks	
Other	

Reimbursable Account? no

Last Update 2/5/20

CITY OF NORMAN

PROJECT TITLE:	12 MGD GWTP for Chromium/Arsenic	PROJECT TYPE:	Water System
PROJ. CATEGORY:	Water Treatment Plant	PROJECT NUMBER:	WA
DEPARTMENT:	Utilities	ACCOUNT NUMBER:	31
MANAGER:	Mark Daniels	BEGIN & END DATES:	7/1/23 to 6/30/26
WARD(s):	All	LIFE EXPECTANCY:	20 yrs

DETAILED PROJECT DESCRIPTION:

Due to increasing public concerns and a potential reduction in the maximum contaminant level (MCL) for Chromium 6 as well as other naturally occurring metals in the Garber Wellington Aquifer, alternatives have been developed to reduce levels of these substances. This project considers groundwater from our entire well field as non-potable and assumes a new Chromium MCL of 10 parts per billion (PPB). This project also assumes (1) non-potable water from 7 southern wells will be blended with treated water from our existing WTP to meet the MCL (see Well Field Blending at WTP), (2) 10 wells abandoned due to arsenic levels are rehabbed, transported to and treated at a new GWTP (see 3 MGD Arsenic GWTP), and (3) 10 new wells from the FYE16 Water Wells project are also completed and assumed to provide an additional peak capacity of 3 MGD. Thus, a peak groundwater flow of 12 MGD from 40 wells (8 MGD average daily flow) will be conveyed via non-potable waterlines to the city owned site located at 12th Ave NE and Franklin Road for treatment prior to distribution to customers. Approximately 25 miles of non-potable waterlines are expected to be constructed at an estimated cost of \$17.5M. With an MCL of 10 PPB for arsenic and Chromium 6, the new microfiltration GWTP is expected to be required at an estimated cost of \$41.4M. The estimated project timeline is to begin design (\$11.3M) and ROW acquisition (\$1.5M) in FYE23 followed by construction (\$58.9M) in FYE24 through FYE25 for a total project cost of \$71.8M. Note the timeline has been moved back two years due to a changed political scenario.

Since the majority of the improvements are related to treatment of an existing water source, the improvements should likely be paid for through water rates or other non-impact related fees. Treatment costs are taken from Assumption Tables provided in the 2060 Strategic Water Supply Plan (2012 costs); distribution costs were developed by NUA staff in 2013.

EXPENDITURE SCHEDULE through CITY Accounts by FY

Account Number	Cost Element	TOTAL ALL FISCAL YRS	Actual Prior Years	Budget FYE 2020	Proposed FYE 2021	FYE 2022	FYE 2023	FYE 2024	FYE 2025	Beyond 5 Years
031-????-462.62-01	Design	8,280,000								8,280,000
031-????-462.61-01	Const	41,400,000								41,400,000
031-????-462.60-01	ROW	0								0
		0								
		0								
		0								
	Total	49,680,000	0	0	0	0	0	0	0	49,680,000

OPERATING IMPACT: negligible Water Fnd maintain asset

STATUS & COMMENTS:

A potential reduction in the maximum contaminant level (MCL) for Chromium 6 as well as other naturally occurring metals in the Garber Wellington Aquifer, and increasing public concerns, require development of alternatives to reduce levels of these substances. Alternatives being considered vary dependent upon the reduced MCL and range from blending groundwater with surface water, treatment of numerous wells at a new facility, to abandonment of our groundwater supply and replacement from other sources. Cost estimates are preliminary and additional study is needed to accurately project future costs.

Project modified to include arsenic/chromium treatment at and site purchased in conjunction with Water Well Blending and Chlorination project; costs shown are for treatment only and are moved back to begin design in FYE26.

TOTAL PROJECT BUDGET BY FUND SOURCE AND PURPOSE:

THIS PROJECT NEEDS ASSISTANCE FROM:

Purpose	Fnd 31	Fed. Aid	Total	Bldg Maint	IT	Pub Wks	Utilities	Parks	Other
Design	8,280,000		8,280,000		yes				
ROW	0		0						
Utilities			0		yes				
Const.	41,400,000		41,400,000						
Materials			0						
Total	49,680,000	0	49,680,000						
Reimbursable Account?									

Last Update 3/5/20

CITY OF NORMAN

PROJECT TITLE:	Reactivate Arsenic Wells & 3 MGD GWTP	PROJECT TYPE:	Water System
PROJ. CATEGORY:	Water Treatment Plant	PROJECT NUMBER:	WA
DEPARTMENT:	Utilities	ACCOUNT NUMBER:	
MANAGER:	Mark Daniels	BEGIN & END DATES:	7/1/23 to 6/30/27
WARD(s):	All	LIFE EXPECTANCY:	20 yrs

DETAILED PROJECT DESCRIPTION:

This project considers our western well field as non-potable water and assumes 3.0 MGD of groundwater from 10 wells no longer in use will be conveyed via non-potable waterlines (estimated at \$5.2M) to 12th Ave NE and Franklin Road for treatment prior to distribution to our customers. The non-potable waterline is estimated to total 7 miles; this price includes acquisition of a 10-foot wide easement, design, and construction. Wells are assumed to require rehabilitation costs of \$1.3M prior to delivery to the WTP. With an arsenic MCL of 10 PPB, the new treatment facility would likely be a microfiltration WTP costing \$12.4M to construct for an estimated total project cost of \$19.0 million.

EXPENDITURE SCHEDULE through CITY Accounts by FY

Account Number	Cost Element	TOTAL ALL FISCAL YRS	Actual Prior Years	Budget FYE 2020	Proposed FYE 2021	FYE 2022	FYE 2023	FYE 2024	FYE 2025	Beyond 5 Years
031-????-462.62-01	Design	3,010,000	0	0					3,010,000	0
031-????-462.61-01	Const	15,340,000	0	0						15,340,000
031-????-462.60-01	ROW	740,000	0	0					740,000	0
		0								0
		0								0
		0								0
	Total	19,090,000	0	0	0	0	0	0	3,750,000	15,340,000

OPERATING IMPACT: negligible Water Fnd maintain asset

STATUS & COMMENTS:

This project could be initiated prior to the final Chromium 6 Rule and could reclaim about 3 MGD of peak capacity (2.1 sustained capacity) lost due to the arsenic rule in 2006. Cost estimates are preliminary and additional study is needed to accurately project future costs. Projected start date moved back to FYE25.

TOTAL PROJECT BUDGET BY FUND SOURCE AND PURPOSE:

THIS PROJECT NEEDS ASSISTANCE FROM:

Purpose	Fnd 31	Fed. Aid	Total	Bldg Maint
Design	3,010,000		3,010,000	IT
ROW	740,000		740,000	yes
Utilities			0	Pub Wks
Const.	15,340,000		15,340,000	Utilities
Materials			0	Parks
				Other
Total	19,090,000	0	19,090,000	
Reimbursable Account?				

Last Update 3/5/20

CITY OF NORMAN

PROJECT TITLE:	Well Field Blending	PROJECT TYPE:	Water System	Maint.
PROJ. CATEGORY:	Water Treatment Plant	PROJECT NUMBER:	WA0214	
DEPARTMENT:	Utilities	ACCOUNT NUMBER:	31993398	
MANAGER:	Chris Mattingly	BEGIN & END DATES:	7/1/15	to 6/30/25
WARD(s):	All	LIFE EXPECTANCY:	20 yrs	

DETAILED PROJECT DESCRIPTION:

This project will locate and construct an approximately 3 million gallon water storage tank to allow for blending and chlorination of water from our groundwater wells. The Department of Environmental Quality will soon require that groundwater have a chlorine or disinfectant residual. By constructing a centralized location, adding chlorine will be more feasible rather than required numerous point chlorination systems at each well. Additionally, this site would be able to be modified in the future to include new treatment processes if more stringent future regulations require additional treatment.

Within this project, the following are proposed:

1. Site selection and purchase of approximately 50 acres of land
2. Construction of a new 3 million gallon concrete ground storage tank
3. New onsite chlorination and ammonia feed system to provide a chlorine residual
4. New booster station to pump water from the tank
5. Approximately 6 miles of new 12-inch line to bring the water to the tank and distribute it back to the system

EXPENDITURE SCHEDULE through CITY Accounts by FY

Account Number	Cost Element	TOTAL ALL FISCAL YRS	Actual Prior Years	Budget FYE 2020	Adopted FYE 2021	FYE 2022	FYE 2023	FYE 2024	FYE 2025	Beyond 5 Years
031-9398-462.62-01	Design	1,530,000		126,000	1,404,000					
031-9398-462.61-01	Const	15,106,000		732,000		14,374,000				
031-9398-462.60-01	ROW	937,500		106,000	831,500					
		0								
		0								
		0								
	Total	17,573,500	0	964,000	2,235,500	14,374,000	0	0	0	0

OPERATING IMPACT: negligible Water Fnd maintain asset

STATUS & COMMENTS:

A potential reduction in the maximum contaminant level (MCL) for Chromium 6 as well as other naturally occurring metals in the Garber Wellington Aquifer, and increasing public concerns, require development of alternatives to reduce levels of these substances. Alternatives being considered vary dependent upon the reduced MCL and range from blending groundwater with surface water, treatment of numerous wells at a new facility, to abandonment of our groundwater supply and replacement from other sources. Cost estimates are preliminary and additional study is needed to accurately project future costs.
 Prices updated for rural areas from 5 to 8 times pipe diameter. Project moved back to FYE23 due to delays in promulgating new regulations

TOTAL PROJECT BUDGET BY FUND SOURCE AND PURPOSE:

THIS PROJECT NEEDS ASSISTANCE FROM:

Purpose	Fnd 31	Fed. Aid		Total	Bldg Maint	
Design	1,530,000			1,530,000	IT	
ROW	937,500			937,500	Pub Wks	
Utilities				0	Utilities	
Const.	15,106,000			15,106,000	Parks	
Materials				0	Other	
Total	17,573,500	0	0	17,573,500		
Reimbursable Account?						

Last Update 3/5/20

CITY OF NORMAN

PROJECT TITLE:	WTP: Land Purchase	PROJECT TYPE:	Water System	Improv.
PROJ. CATEGORY:	Water Treatment	PROJECT NUMBER:		
DEPARTMENT:	Utilities	ACCOUNT NUMBER:		
MANAGER:	Chris Mattingly	BEGIN & END DATES:	7/1/20	to 6/30/21
WARD(s):	All	LIFE EXPECTANCY:	10 years	

DETAILED PROJECT DESCRIPTION:

The existing water treatment plant site is fully utilized. The 2060 Strategic Water Supply Plan projects the need for an additional 13 million gallons per day (MGD) of treated water supply to reach our projected 2060 average daily demand of 29 MGD. The additional capacity at the WTP varies between 11 and 13 MGD depending upon whether 2 MGD of additional groundwater supply is selected for inclusion in our water supply portfolio. Additional land will be required under any scenario for expansion of the WTP. Tracts of at least 30 acres and up to 160 acres are needed and may be available; this CIP assumes purchase of 160 acres of land at an average cost of \$10,000 per acre.

EXPENDITURE SCHEDULE through CITY Accounts by FY

Account Number	Cost Element	TOTAL ALL FISCAL YRS	Actual Prior Years	Budget FYE 2020	Proposed FYE 2021	FYE 2022	FYE 2023	FYE 2024	FYE 2025	Beyond 5 Years
031-xxxx-462.62-01	Design	0								
031-xxxx-462.60-01	ROW	0			0					
031-xxxx-462.61-01	Const	0								
		0								
		0								
		0								
	Total	0	0	0	0	0	0	0	0	0

OPERATING IMPACT: slight Water Fnd

STATUS & COMMENTS:

Negotiations with the Department of Mental Health are ongoing; purchase of land at quoted price for land is not feasible.
Funding moved back to FYE21.

TOTAL PROJECT BUDGET BY FUND SOURCE AND PURPOSE:

THIS PROJECT NEEDS ASSISTANCE FROM:

Purpose	Fnd 31			Total	Bldg Maint	
Design	0			0	IT	
ROW	0			0	Pub Wks	
Utilities	0			0	Utilities	
Const.				0	Parks	
Materials				0	Other	
Total	0	0	0	0		
Reimbursable Account?	no					

Last Update 2/13/19

CITY OF NORMAN

PROJECT TITLE:	WTP: Raw Waterline (Phase 2)	PROJECT TYPE:	Water System	Improv.
PROJ. CATEGORY:	Raw Waterline	PROJECT NUMBER:	WA	
DEPARTMENT:	Utilities	ACCOUNT NUMBER:	031-9356-462	
MANAGER:	Chris Mattingly	BEGIN & END DATES:	7/1/19	to 6/30/21
WARD(s):	5	LIFE EXPECTANCY:	50 years	

DETAILED PROJECT DESCRIPTION:

SUBJECT TO FUNDING AVAILABILITY (THIS PROJECT PARTIALLY DUPLICATES FUNDING INCLUDED IN LAKE THUNDERBIRD AUGMENTATION)

This project will install a new raw waterline from the Water Treatment Plant to the Lake Thunderbird Intake. The current line has 33- and 30-inch diameters over approximately 8.5 miles and limits the plant capacity of 14 MGD. The proposed 48-inch line is expected to deliver about 42 million gallons per day (MGD) which is equivalent to the projected surface water supply needs through 2060. Constructing the line parallel to the existing line will provide redundancy as it will allow the existing raw waterline to be taken off line for maintenance purposes without disrupting the water supply to the citizens of Norman.

The Phase 2 project assumes construction of the remaining 6.5 miles of 48" waterline to the Lake Thunderbird Intake in 2020; 2.5 miles from the WTP to 60th NE was replaced in Phase 1. As the future unfolds regarding the importation of reuse water or SE Oklahoma water, an alternate connection could be sought. Option 2 also includes approximately 6.5 miles of piping going due north on 60th NE to Lake Stanley Draper. Option 3 includes piping reuse water to a future terminal reservoir and constructing approximately 3 miles of raw water piping to the end

EXPENDITURE SCHEDULE through CITY Accounts by FY

Account Number	Cost Element	TOTAL ALL FISCAL YRS	Actual Prior Years	Budget FYE 2019	Adopted FYE 2020	FYE 2021	FYE 2022	FYE 2023	FYE 2024	Beyond 5 Years
031-9356-462.62-01	Design	1,533,000								1,533,000
031-9356-462.60-01	ROW	1,247,000								1,247,000
031-9356-462.67-01	Utilities	0								
031-9356-462.61-01	Const	24,832,000								24,832,000
		0								
		0								
	Total	27,612,000	0	0	0	0	0	0	0	27,612,000

OPERATING IMPACT: moderate Water Fnd new line will require maintenance

STATUS & COMMENTS:

This assumes all costs to be borne by City of Norman rather than shared by other COMCD members: Del City and Midwest City. Raw Water line cost estimates prepared in 2007 by Garver Engineers are increased 2.5% per year to account for inflation; design and ROW assumed to be completed in FYE23 and with construction in FYE24. Completion of a terminal reservoir could delay or shorten the length of the second phase of raw water line construction. **Project START moved back to FYE25.**

TOTAL PROJECT BUDGET BY FUND SOURCE AND PURPOSE:

THIS PROJECT NEEDS ASSISTANCE FROM:

Purpose	Fnd 31		Total	Bldg Maint
Design	1,533,000		1,533,000	
ROW	1,247,000		1,247,000	
Utilities			0	
Const.	24,832,000		24,832,000	
Materials			0	
Total	27,612,000	0	27,612,000	
Reimbursable Account?	no			

Last Update 2/8/19

CITY OF NORMAN

PROJECT TITLE:	Water Treatment Plant Upgrade (Phase 2)	PROJECT TYPE:	Water System	Improv.
PROJ. CATEGORY:	Water Treatment Plant	PROJECT NUMBER:	WA0291/WB0292	
DEPARTMENT:	Utilities	ACCOUNT NUMBER:	031-9939-462	
MANAGER:	Chris Mattingly	BEGIN & END DATES:	3/1/12	to 6/30/20
WARD(s):	All	LIFE EXPECTANCY:	20 years	

DETAILED PROJECT DESCRIPTION:

Phase 1 was completed in 2012 and included: renovation of eight existing filters, emergency generator with electrical upgrade, new 8MG clarifier, VFD's added to the high service pumps (new), painting of the large clarifier, renovation of the (lime, CO2) feed systems, instrumentation controls, recarb basin valves. Phase 2 will include primary disinfection with Ultraviolet light (UV); Ozone treatment to control taste and odor, pharmaceuticals, and algal toxins; bio-filtration; replacement of the high service pumps serving the high pressure plane; onsite chlorine generation and feed equipment, liquid ammonium sulfate feed equipment, ferric dosing system, a new chemical building and equipment storage. Final design of Phase 2 began in Spring of 2012 with pilot plant testing and was completed in December 2016. Construction expected to begin June 2017 and complete June 2019.

EXPENDITURE SCHEDULE through CITY Accounts by FY

Account Number	Cost Element	TOTAL ALL FISCAL YRS	Actual Prior Years	Budget FYE 2020	Adopted FYE 2021	FYE 2022	FYE 2023	FYE 2024	FYE 2025	Beyond 5 Years
WA031-9939-462.62-01	Design	5,497,186	5,050,495	446,691						
WA031-9939-462.60-01	Const	518,842	518,842	0						
WB031-9939-462.61-01	Const	31,304,578	23,423,108	7,581,470	300,000					
	WA Total	6,016,028	5,569,337	446,691	0	0	0	0	0	0
	WB Total	31,304,578	23,423,108	7,581,470	300,000	0	0	0	0	0

OPERATING IMPACT:

negligible	Water Fnd
------------	-----------

STATUS & COMMENTS:

Project awarded to Foley Construction in Summer 2017; expect completion Summer 2020.
 Anticipated Construction costs: (Intermediate Pump Station \$2.2M), (Ozone Generation Building & Equipment \$9.1M), (Ozone Conventional Contactor w/Diffusers \$1.8M), (LOX Storage \$1.4M), (Biofiltration Conversion \$2.3M), (UV Facility \$2.8M), (New Chemical Building \$6.6M). +15% contingency

TOTAL PROJECT BUDGET BY FUND SOURCE AND PURPOSE:

Purpose	SRF Loan		Grant	Total
	Fnd 31	Fnd 31	Fnd 31	
Design	5,497,186			5,497,186
ROW	0			0
Const.	518,842	31,304,578		31,823,420
Const.	0			0
Materials	0			0
Total	6,016,028	31,304,578	0	37,320,606

Reimbursable Account? no no

THIS PROJECT NEEDS ASSISTANCE FROM:

Bldg Maint	
IT	
Pub Wks	
Utilities	
Parks	
Other	

Last Update 2/28/20

CITY OF NORMAN

PROJECT TITLE:	Blending Chromium to 20 PPB at WTP	PROJECT TYPE:	Water System
PROJ. CATEGORY:	Water Treatment Plant	PROJECT NUMBER:	
DEPARTMENT:	Utilities	ACCOUNT NUMBER:	
MANAGER:	Mark Daniels	BEGIN & END DATES:	7/1/11 to 6/30/16
WARD(s):	All	LIFE EXPECTANCY:	20 yrs

DETAILED PROJECT DESCRIPTION:

SUBJECT TO FUNDING AVAILABILITY:

This project will consider our well field as non-potable water and assumes a new Chromium MCL of at least 20 parts per billion (PPB) to be promulgated in 2016. Under this scenario, non-potable waterlines from 14 southern wells can be blended with treated water from our existing WTP to meet an MCL of 20 PPB in our distribution system. The non-potable waterline is estimated to total 9 miles at a cost of \$3.8 million. This price per mile includes a 10-foot wide easement, easement acquisition, surveys, design, construction, and site restoration. With an MCL of 20 PPB, a new treatment facility would likely be constructed under a separate project.

EXPENDITURE SCHEDULE through CITY Accounts by FY

Account Number	Cost Element	TOTAL ALL FISCAL YRS	Actual Prior Years	Budget FYE 2020	Proposed FYE 2021	Projected FYE 2022	Projected FYE 2023	Projected FYE 2024	Projected FYE 2025	Projected Beyond 5 Years
031-???-462.62-01	Design	580,000	0	0						580,000
031-???-462.61-01	Const	3,360,000	0	0						3,360,000
031-???-462.60-01	ROW	478,000	0	0						478,000
		0								
		0								
		0								
	Total	4,418,000	0	0	0	0	0	0	0	4,418,000

OPERATING IMPACT: negligible Water Fnd maintain asset

STATUS & COMMENTS:

A potential reduction in the maximum contaminant level (MCL) for Chromium 6 as well as other naturally occurring metals in the Garber Wellington Aquifer, and increasing public concerns, require development of alternatives to reduce levels of these substances. Alternatives being considered vary dependent upon the reduced MCL and range from blending groundwater with surface water, treatment of numerous wells at a new facility, to abandonment of our groundwater supply and replacement from other sources. Cost estimates are preliminary and additional study is needed to accurately project future costs.

TOTAL PROJECT BUDGET BY FUND SOURCE AND PURPOSE:

THIS PROJECT NEEDS ASSISTANCE FROM:

Purpose	Fnd 31	Fed. Aid		Total	Bldg Maint	
Design	580,000			580,000	IT	
ROW	478,000			478,000	Pub Wks	
Utilities				0	Utilities	
Const.	3,360,000			3,360,000	Parks	
Materials				0	Other	
Total	4,418,000	0	0	4,418,000		
Reimbursable Account?						

Last Update 2/28/20

CITY OF NORMAN

PROJECT TITLE:	SE Oklahoma Water Supply	PROJECT TYPE:	Water System	Improv.
PROJ. CATEGORY:	Water Supply	PROJECT NUMBER:	WA	
DEPARTMENT:	Utilities	ACCOUNT NUMBER:	031-9356-462	
MANAGER:	Mark Daniels	BEGIN & END DATES:	7/1/14	to 6/30/30
WARD(s):	All	LIFE EXPECTANCY:	NA	

DETAILED PROJECT DESCRIPTION:

The 2060 Strategic Water Supply Plan has updated potential costs if Norman were to partner with OKC and acquire a reduced allocation of 13 MGD (not 24 MGD) from SE Oklahoma. The estimated cost is approximately \$214M (2012 dollars) for water rights, raw water conveyance and water treatment. THIS IS AN OPTION (PORTFOLIO 13) TO THE NUA SELECTED LAKE THUNDERBIRD AUGMENTATION OPTION DESCRIBED IN PORTFOLIO 14 AND IS NOT REQUIRED IF THE REUSE OPTION MOVES FORWARD. ALL COSTS ARE SUBJECT TO CHANGE.

EXPENDITURE SCHEDULE through CITY Accounts by FY

Account Number	Cost Element	TOTAL ALL FISCAL YRS	Actual Prior Years	Bud or Est FYE 2020	Adopted FYE 2021	FYE 2022	FYE 2023	FYE 2024	FYE 2025	Beyond 5 Years
031-9356-462-6201	Design	35,600,000								35,600,000
031-9356-462-6001	ROW	0								
031-9356-462-6701	Utilities	0								
031-9356-462-6101	Const	178,200,000								178,200,000
		0								
		0								
	Total	213,800,000	0	0	0	0	0	0	0	213,800,000

OPERATING IMPACT:

positive	Water Fnc
----------	-----------

STATUS & COMMENTS:

On 06/24/08, the NUA approved Contract K-0708-155 with the Oklahoma Regional Water Utilities Trust (ORWUT) to participate in the SE Oklahoma Raw Water Study prepared by CDM and finalized in January 2009. The proposed project is to be completed in phases. Phase I is to be in place by 2020 and is expected to include a parallel 90-inch raw water line (with 6 pump stations) from Lake Atoka to Lake Stanley Draper and was estimated at \$1.08 Billion. Phase II is to be in place by 2030 and includes a raw water line from the Kiamichi River to Lake Atoka estimated at \$312M and the purchase of Lake Sardis water rights estimated at \$81M. OKC now expects new raw water line to be 66-inch with a third line constructed as demand warrants. OKC has completed a Cost of Service Study and expects its water rates to increase 4 to 7% annually through 2060.

TOTAL PROJECT BUDGET BY FUND SOURCE AND PURPOSE:

THIS PROJECT NEEDS ASSISTANCE FROM:

Purpose	Fnd 31		Total
Design	35,600,000		35,600,000
ROW	0		0
Utilities			0
Const.	178,200,000		178,200,000
Materials			0
Total	213,800,000	0	213,800,000

Bldg Maint	
IT	
Pub Wks	
Utilities	
Parks	
Other	

Reimbursable Account? no

Last Update 2/8/19

CITY OF NORMAN

PROJECT TITLE:	WTP: Raw Water Reservoir	PROJECT TYPE:	Water System	Improv.
PROJ. CATEGORY:	Reservoirs	PROJECT NUMBER:	WA	
DEPARTMENT:	Utilities	ACCOUNT NUMBER:	031-9353-462	
MANAGER:	Mark Daniels	BEGIN & END DATES:	7/1/24	to 6/30/28
WARD(s):	5	LIFE EXPECTANCY:	50 years	

DETAILED PROJECT DESCRIPTION:

SUBJECT TO FUNDING AVAILABILITY

This project will allow acquisition of about 215 acres of land for siting and construction of a raw water storage reservoir. The reservoir will tentatively be located about midway between Lake Thunderbird and the water treatment plant. The project will allow about 2 billion gallons of raw water to be stored at the reservoir during low water production periods for later transport to the water plant through a new 48-inch raw water supply line. "Excess or bonus" raw water can be pumped to storage during wet weather periods (when the lake is above flood pool). This water is assumed to not count against Norman's average allocation of 8.34 million gallons per day; thus allowing additional surface water usage without exceeding our allocation.

Reservoir construction will position the City for utilizing reuse water or SE Oklahoma water in the future as well as allow phasing of the new raw water line construction. The reservoir will also provide redundancy as it could allow short-term maintenance of the existing raw water pumping and transmission system.

EXPENDITURE SCHEDULE through CITY Accounts by FY

Account Number	Cost Element	TOTAL ALL FISCAL YRS	Actual Prior Years	Budget FYE 2020	Adopted FYE 2021	FYE 2022	FYE 2023	FYE 2024	FYE 2025	Beyond 5 Years
031-9353-462.62-01	Design	3,924,000								3,924,000
031-9353-462.60-01	ROW	2,002,000								2,002,000
031-9353-462.67-01	Utilities	0								
031-9353-462.61-01	Const	20,113,000								20,113,000
		0								
		0								
	Total	26,039,000	0	0	0	0	0	0	0	26,039,000

OPERATING IMPACT: moderate Water Fnd maintenance

STATUS & COMMENTS:

Cost data from 2001 Strategic Water Plan, Table TM4-4.

Initial cost estimates prepared in 2000 increased 2.5% per year to account for inflation. Design and construction administration estimated at 20% of construction. Design and land acquisition (ROW) assumed to be initiated in year 2025 with construction beginning the following year.

TOTAL PROJECT BUDGET BY FUND SOURCE AND PURPOSE:

THIS PROJECT NEEDS ASSISTANCE FROM:

Purpose	Fnd 31			Total
Design	3,924,000			3,924,000
ROW	2,002,000			2,002,000
Utilities				0
Const.	20,113,000			20,113,000
Materials				0
Total	26,039,000	0	0	26,039,000
Reimbursable Account?				

Bldg Maint	
IT	
Pub Wks	
Utilities	
Parks	
Other	

Last Update 2/28/20

CAPITAL IMPROVEMENTS PLAN

WATER RECLAMATION FUND – 32

ASSUMPTIONS

1. Primary factors affecting project selection and priorities include:
 - Compliance with EPA administrative orders,
 - Relative impact on other parts of the sanitary sewerage system,
 - Maintenance history and service calls,
 - Inspections,
 - Wastewater Master Plan recommendations,
 - Accessibility,
 - Relative location downstream or upstream in the system, and
 - Coordination with nearby infrastructure projects.
2. Fund 32 is the Norman Utilities Authority Wastewater Reclamation Facility Fund that accounts for revenues associated with existing customers and ongoing accounts.
3. A 25 member, Council-appointed, Implementation Committee, will prioritize improvements to both the interceptors and the treatment plant with the assistance of staff. For interceptors, the committee might consider the following factors:
 - Sales tax funded project scope should be appropriate to allow funding on a “pay-as-you-go” basis.
 - Those interceptor segments shown to be most severely overloaded under the existing wastewater loading should be most highly rated. Similarly, those becoming overloaded under an obligated loading would have a higher priority than one becoming overloaded under full build-out. Expressed differently, those interceptors needing only a small increase in capacity to meet full build-out demands would have a higher priority than interceptors needing a large increase in capacity.
 - Downstream interceptor segments should generally be of higher priority than upstream segments. Interceptor projects in separate drainage basins can occur simultaneously as they are not interdependent.
 - Since excise tax funding is expected to lag behind sales tax funding, interceptor segments that are the same size under both the obligated and the full build-out scenarios might be funded first. Generally, this implies the service area is close to being fully developed, or a portion of the existing flow will be diverted to the proposed northern wastewater treatment plant.
 - Parallel interceptors might have a lower priority than a replacement interceptor might since additional rights-of-way may need to be acquired for parallel interceptors. Right-of-way/easement acquisition often delays project start-up.
 - The new interceptors serving existing customers in the Lift Station D service area must be timed to come on-line concurrently with the proposed northern wastewater treatment plant. Design and right-of-way acquisition for these interceptors might have a high priority while construction might be delayed several years.
4. In FYE 2015 Council approved transferring the sewer line maintenance operations out of the Sewer Line Maintenance Fund into the Water Reclamation Fund in order to better track the collection and distribution of the \$5 per month sewer maintenance fee.
5. New funding for 10 projects is proposed in FYE21 totaling \$5,695,100.

Water Reclamation Fund Summary

Fund 32

	FYE 19 ACTUAL	FYE 20 BUDGET	FYE 20 ESTIMATED	FYE 21 PROJECTED	FYE 22 PROJECTED	FYE 23 PROJECTED	FYE 24 PROJECTED	FYE 25 PROJECTED
1 Beginning Fund Balance	\$ 6,451,051	\$ 7,825,920	\$ 8,675,963	\$ 3,085,840	\$ 308,673	\$ (1,045,406)	\$ (423,168)	\$ 679,613
2								
3 Operating Revenues:								
4 Enterprise Fund Fees/Chgs	\$ 11,395,029	\$ 12,029,095	\$ 12,029,095	\$ 12,269,677	\$ 12,515,071	\$ 12,765,372	\$ 13,020,680	\$ 13,281,093
5 Sewer Replacement Charge	92	-	-	-	-	-	-	-
6 Capital Improvement Charge	913,186	816,080	816,080	824,241	832,483	840,808	849,216	857,708
7								
8 Total Operating Revenues	\$ 12,308,307	\$ 12,845,175	\$ 12,845,175	\$ 13,093,918	\$ 13,347,554	\$ 13,606,180	\$ 13,869,896	\$ 14,138,802
9								
10 Operating Expenditures:								
11 Salaries and Benefits	\$ 3,312,079	\$ 3,570,057	\$ 3,570,057	\$ 3,543,935	\$ 3,721,132	\$ 3,907,188	\$ 4,102,548	\$ 4,307,675
12 Supplies and Materials	496,137	604,765	588,108	600,471	606,476	612,540	618,666	624,853
13 Services and Maintenance	1,146,366	1,487,711	1,736,891	1,471,626	1,486,342	1,501,206	1,516,218	1,531,380
14 Internal Services	128,377	148,160	148,160	163,928	167,207	170,551	173,962	177,441
15 Cost Allocations	2,221,034	1,891,828	1,891,828	1,931,297	1,950,610	1,970,116	1,989,817	2,009,715
16 Employee Turnover Savings	-	(53,551)	(53,551)	(53,159)	(55,817)	(58,608)	(61,538)	(64,615)
17								
18 Total Operating Expenditures	\$ 7,303,993	\$ 7,648,970	\$ 7,881,493	\$ 7,658,098	\$ 7,875,949	\$ 8,102,993	\$ 8,339,672	\$ 8,586,449
19								
20 Net Operating Revenue	\$ 5,004,314	\$ 5,196,205	\$ 4,963,682	\$ 5,435,820	\$ 5,471,605	\$ 5,503,187	\$ 5,530,224	\$ 5,552,353
21								
22 Other Revenues:								
23 Interest Income	\$ 373,280	\$ 50,000	\$ 50,000	\$ 50,000	\$ 50,000	\$ 50,000	\$ 50,000	\$ 50,000
24 Bond Proceeds/Grant Reimb.	236,262	-	-	-	-	-	-	-
25 Misc. Revenue/Cost Allocation	1,539,808	521,558	521,558	534,128	539,469	544,864	550,313	555,816
26 IF Transf - Hallpark (capacity)	-	-	-	-	-	-	-	-
27 IF Transf - Sanitation	-	-	-	-	-	-	-	-
28 IF Transf - General Fund	-	-	-	-	-	-	-	-
29 IF Transf - Sewer Sales Tax Fund 323	-	-	-	-	-	-	-	-
30								
31 Total Other Revenues	\$ 2,149,350	\$ 571,558	\$ 571,558	\$ 584,128	\$ 589,469	\$ 594,864	\$ 600,313	\$ 605,816
32								
33								
34 Other Expenditures:								
35 Audit Accruals/Adjustments	\$ 896,027	-	-	-	-	-	-	-
36 Debt Service-99 SRF Note	250,296	127,177	127,177	-	-	-	-	-
37 Debt Service-14 SRF Note	2,234,972	1,870,450	1,870,450	2,249,189	2,253,400	2,256,543	2,252,722	2,259,760
38 Debt Service - 15 Rev. Bonds	248,246	128,832	128,832	-	-	-	-	-
39 Capital Projects	510,151	4,179,000	7,742,279	5,695,100	4,536,000	2,581,000	2,124,000	4,725,000
40 Capital Equipment	219,344	223,020	655,170	239,342	-	-	-	-
43 IF Transf - General Fund (Dev. Engineer)	-	-	-	-	-	-	-	-
41 IF Transf - Sewer Maint Fund 321	-	-	-	-	-	-	-	-
45 IF Transf - Sewer Sales Tax Fund 323	-	-	-	-	-	-	-	-
46 IF Transf - Hallpark	-	-	-	-	-	-	-	-
42 IF Transf - General Fund	569,716	601,455	601,455	613,484	625,754	638,269	651,034	664,055
43 IF Transf - General Fund - Meter Svs	-	-	-	-	-	-	-	-
44								
45 Total Other Expenditures	\$ 4,928,752	\$ 7,129,934	\$ 11,125,363	\$ 8,797,115	\$ 7,415,154	\$ 5,475,812	\$ 5,027,756	\$ 7,648,815
46								
47 Net Revenues (Expenditures)	\$ 2,224,912	\$ (1,362,171)	\$ (5,590,123)	\$ (2,777,167)	\$ (1,354,080)	\$ 622,239	\$ 1,102,780	\$ (1,490,646)
48								
49 Ending Fund Balance	\$ 8,675,963	\$ 6,463,749	\$ 3,085,840	\$ 308,673	\$ (1,045,406)	\$ (423,168)	\$ 679,613	\$ (811,034)
50								
51 Reserves								
52 Reserve for Encumbrances	\$ 462,861	\$ -	\$ -	\$ -	\$ -	\$ -	\$ -	\$ -
53 Reserve for Operations	584,319	611,918	630,519	612,648	630,076	648,239	667,174	686,916
54 Reserve for Capital	4,535,676	3,734,025	3,932,220	3,491,500	3,143,333	3,424,500	4,725,000	4,725,000
55 Reserve (Deficit) Surplus	3,093,107	2,117,806	(1,476,899)	(3,795,475)	(4,818,816)	(4,495,907)	(4,712,561)	(6,222,950)
56								
57 Total Reserves	\$ 8,675,963	\$ 6,463,749	\$ 3,085,840	\$ 308,673	\$ (1,045,406)	\$ (423,168)	\$ 679,613	\$ (811,034)

Water Reclamation Fund Project Table

Fund 32

Pg #	Acct No	Project Number	Project Name	FYE 2020 Budget	FYE 2021	FYE 2022	FYE 2023	FYE 2024	FYE 2025	BEYOND 5 YEARS
EXPENDITURES										
		032-9911-432	WW0052 WRF SCADA Improvements	247,666						
		032-9911-432	WW0058 WWTP Effluent Re-Use at Compost Facility	279,991	0	0	0	0		
73		032-9048-432	WW0065 South WRF Phase 2 Improvements	679,273						
74		032-9911-432	WW0170 WRF Land Purchase 20 acres	650,000	340,000					
75		032-9391-432	WW0205 WRF Non-Potable Reuse System	1,008,184	0	315,000	2,581,000	383,000		
		032-9048-432	WW0278 Summit Valley Interceptor	408,358	60,000					
76		032-	WW Brookhaven Creek Interceptors	0		500,000				1,925,000
77		032-9521-432	WW0329 Line Maintenance Building (match)	1,680,000	470,000					
78		032-	WW South WRF Phase 3 Improvements (match)	0			0	1,700,000	1,700,000	85,100,000
79		032-	WW Westside Lift Station Roof Replacement	0				41,000		
80		032-	WW WRF Blower Building Roof Replacement	0	117,000					
		032-9363-432	WW0312 Sludge Co-Composting	1,208,367	0	0	0	0		
81		032-	WW WRF Digester Gas Storage/Co-Generation	0						14,091,000
82		032-9911-432	WW0173 WRF Environmental Services Roof Replacement	106,000						
83		032-	WW WRF Main Control Building Lower Roof Replacement	0						360,000
84		032-9048-432	WW0317 WRF Re-Use Pilot Study	1,834,000	1,425,600					
		032-9911-432	WW0318 WRF Storage Building	720,500	83,500					
			WRF Structure Painting		170,000					
			WRF Main Control Building Renovation		354,000	3,196,000				
			Cyber & Physical Security Assessment		175,000				25,000	
			Centrifuge Replacement		2,500,000				3,000,000	
85		032-9911-432	WW0319 WRF Septage Receiving Station	60,550		525,000				
TOTAL WATER RECLAMATION FUND 32 PROJECTS				\$8,882,889	\$5,695,100 *	\$4,536,000	\$2,581,000	\$2,124,000 *	\$4,725,000	\$101,476,000

* closed

- means unused funds to be returned to fund balance at end of fiscal year.

CITY OF NORMAN

PROJECT TITLE:	Cyber & Physical Security Assessment	PROJECT TYPE:	Water System	Improv.
PROJ. CATEGORY:	Water / Wastewater Treatment	PROJECT NUMBER:	WA/WW	
DEPARTMENT:	Utilities	ACCOUNT NUMBER:		
MANAGER:	Geri Wellborn / Steve Hardeman	BEGIN & END DATES:	7/1/20	to 6/30/21
WARD(s):	All	LIFE EXPECTANCY:	10 years	

DETAILED PROJECT DESCRIPTION:

The American Water and Infrastructure Act (AWIA) was enacted on October 23, 2018. AWIA established new risk and resiliency requirements for community water systems based with deadlines established based on service populations for the respective systems. A Risk and Resiliency Assessment including both cyber and physical security aspects will be required and an update of the Emergency Response Plan must be prepared to address identified natural and man-made threats. Based on the population served by the Norman Utilities Authority, this assessment must be completed and certified by December 21, 2020. The updated Emergency Response Plan must be completed by June 30, 2021.

Though the AWIA currently only applies to the water system, the assessment and plan update will also be completed for the wastewater facilities as well. This effort will apply to water facilities including the treatment plant, water towers, and well sites, and to wastewater facilities including the treatment plant and the lift station.

EXPENDITURE SCHEDULE through CITY Accounts by FY

Account Number	Cost Element	TOTAL ALL FISCAL YRS	Actual Prior Years	Budget FYE 2020	FYE 2021	FYE 2022	FYE 2023	FYE 2024	FYE 2025	Beyond 5 Years
031-6201	Design	75,000			50,000				25,000	
031-6101	Const	125,000			125,000					
032-6201	Design	75,000			50,000				25,000	
032-6101	Const	125,000			125,000					
6301	Matls	0								
		0								
	Total	400,000	0	0	350,000	0	0	0	50,000	0

OPERATING IMPACT: moderate Water Fnd computer services, IT service, physical security, computer and security hardware for remote sites and the treatment plant

STATUS & COMMENTS:

TOTAL PROJECT BUDGET BY FUND SOURCE AND PURPOSE:

THIS PROJECT NEEDS ASSISTANCE FROM:

Purpose	Fnd 31	Fnd 32		Total	Bldg Maint	
Design	75,000	75,000		150,000	IT	
ROW				0	Pub Wks	
Utilities				0	Utilities	
Const.	125,000	125,000		250,000	Parks	
Materials	0			0	Other	
Total	200,000	200,000	0	400,000		
Reimbursable Account?						

Last Update 2/27/20

CITY OF NORMAN

PROJECT TITLE:	WRF Structure/Building Painting	PROJECT TYPE:	Bldgs & Gnds	Improv.
PROJ. CATEGORY:		PROJECT NUMBER:	WW	
DEPARTMENT:	Utilities	ACCOUNT NUMBER:	32999911	
MANAGER:	Nathan Madenwald/Steven Hardeman	BEGIN & END DATES:	7/1/20	to 6/30/21
WARD(s):	7	LIFE EXPECTANCY:	10 years	

DETAILED PROJECT DESCRIPTION:

The Phase 2 Water Reclamation Facility (WRF) Improvements were completed in December 2017. Certain buildings or structures not rehabbed during the improvements are now in need of painting that is beyond the capability of on-site staff. This would include the Westside LS, the Blower Building, the old final clarifiers, the floating cover for Digester 3 and other smaller structures.

EXPENDITURE SCHEDULE through CITY Accounts by FY

Account Number	Cost Element	TOTAL ALL FISCAL YRS	Actual Prior Years	Budget FYE 2020	FYE 2021	FYE 2022	FYE 2023	FYE 2024	FYE 2025	Beyond 5 Years
32999911-46201	Design	20,000			20,000					
32999911-46001	ROW	0								
32999911-46701	Utilities	0								
32999911-46101	Const	150,000		150,000						
32999911-46301	Matls	0								
		0								
	Total	170,000	0	0	170,000	0	0	0	0	0

OPERATING IMPACT:

moderate	Wstwr Fnd
----------	-----------

STATUS & COMMENTS:

TOTAL PROJECT BUDGET BY FUND SOURCE AND PURPOSE:

THIS PROJECT NEEDS ASSISTANCE FROM:

Purpose	Fnd 32			Total	Bldg Maint	yes
Design	20,000			20,000	IT	
ROW	0			0	Pub Wks	
Utilities	0			0	Utilities	
Const.	150,000			150,000	Parks	
Materials	0			0	Other	
		0	0	170,000		
	Total	170,000	0	0	170,000	
Reimbursable Account?						

Last Update 2/4/20

CITY OF NORMAN

PROJECT TITLE:	WRF Reuse Pilot Study	PROJECT TYPE:	Wastewater System	Improv.
PROJ. CATEGORY:	Wastewater Improvements	PROJECT NUMBER:	WW0317	
DEPARTMENT:	Utilities	ACCOUNT NUMBER:	32999911	
MANAGER:	Chris Mattingly	BEGIN & END DATES:	7/1/18	to 6/30/23
WARD(s):	All	LIFE EXPECTANCY:	50 years	

DETAILED PROJECT DESCRIPTION:

The Reuse Pilot Study improvements will utilize a portion of the recently expanded WRF and well as additional treatment process units provided to vendors to evaluate the WRF's capability to reduce typical wastewater parameters such as phosphorus and nitrogen as well as CECs (contaminants of Emerging Concern). The study will determine if existing and future treatment processes will remove pollutants of concern to levels acceptable for eventual discharge into Lake Thunderbird, and an effluent pump station followed by filtration to further reduce solids. This phase would be required if our effluent discharge permit is made more stringent or if reuse of highly treated effluent for water supply use is implemented. Costs for Pilot Study taken from report prepared by Garver for COMCD.

EXPENDITURE SCHEDULE through CITY Accounts by FY

Account Number	Cost Element	TOTAL ALL FISCAL YRS	Actual Prior Years	Budget FYE 2020	Adopted FYE 2021	Projected FYE 2022	Projected FYE 2023	Projected FYE 2024	Projected FYE 2025	Projected Beyond 5 Years
32999911-46201	Design	550,000		550,000						0
32999911-46001	ROW	0								0
32999911-46701	Utilities	0								0
32999911-46101	Const	2,709,600		1,284,000	1,425,600					0
32999911-46301	Matls	0								0
		0								0
Total		3,259,600	0	1,834,000	1,425,600	0	0	0	0	0

OPERATING IMPACT: high Wstwr Fnd higher power costs to operate BNR basins and effluent pump station

STATUS & COMMENTS:

USBOR reimbursable grant of \$700,000 approved 12/20/19 for this \$2.685M project. \$24,600 expended from construction for grant application. NUA approved transfer of \$292,000 in construction funds into design 02/11/20 to fund Garver design contract K-1920-115 totaling \$533,250.

TOTAL PROJECT BUDGET BY FUND SOURCE AND PURPOSE:

Purpose	Fnd 32	Fed. Aid	Total
Design	550,000		550,000
ROW	0		0
Utilities	0		0
Const.	0	700,109	700,109
Materials			0
Total	550,000	700,109	1,250,109

Reimbursable Account? no no

THIS PROJECT NEEDS ASSISTANCE FROM:

Bldg Maint	
IT	yes
Pub Wks	
Utilities	
Parks	
Other	

Last Update 2/4/20

CITY OF NORMAN

PROJECT TITLE:	WRF Septage Receiving Station	PROJECT TYPE:	Bldgs & Gnds	Improv.
PROJ. CATEGORY:	Wastewater System	PROJECT NUMBER:	WW0318	
DEPARTMENT:	Utilities	ACCOUNT NUMBER:	032-9911-432	
MANAGER:	Nathan Madenwald/Steven Hardeman	BEGIN & END DATES:	7/1/18	to 6/30/21
WARD(s):	7	LIFE EXPECTANCY:	20 years	

DETAILED PROJECT DESCRIPTION:

The Water Reclamation Facility (WRF) is often contacted regarding the possibility of taking trucked wastewater from hauling companies. Delivery of trucked wastes is not typically approved due to the undocumented quality of the trucked waste. The WRF could generate substantial revenue from companies hauling septage (septic tank clean-outs) and other acceptable wastes. To do so, a facility is required to temporarily store trucked wastes delivered to the WRF while water quality testing is performed to verify its acceptability. Preparation of an engineering study and design is budgeted for FYE19 while construction is budgeted the following year.

EXPENDITURE SCHEDULE through CITY Accounts by FY

Account Number	Cost Element	TOTAL ALL FISCAL YRS	Actual Prior Years	Budget FYE 2020	FYE 2021	FYE 2022	FYE 2023	FYE 2024	FYE 2025	Beyond 5 Years
32999911-46201	Design	100,000	14,450	60,550		25,000				
32999911-46001	ROW	0								
32999911-46701	Utilities	0								
32999911-46101	Const	500,000				500,000				
32999911-46301	Matls	0								
		0								
	Total	600,000	14,450	60,550	0	525,000	0	0	0	0

OPERATING IMPACT:

moderate Wstwr Fnd

STATUS & COMMENTS:

Olsson Associates selected to perform design; \$37K contract pre-design approved by NUA in March 2019. Additional \$25,000 included in FYE21 for design and \$500K for construction.

TOTAL PROJECT BUDGET BY FUND SOURCE AND PURPOSE:

THIS PROJECT NEEDS ASSISTANCE FROM:

Purpose	Fnd 32		Total	Bldg Maint	yes
Design	100,000		100,000	IT	
ROW	0		0	Pub Wks	
Utilities	0		0	Utilities	
Const.	500,000		500,000	Parks	
Materials	0		0	Other	
Total	600,000	0	600,000		
Reimbursable Account?					

Last Update 2/4/20

CITY OF NORMAN

PROJECT TITLE:	WRF Maintenance Building	PROJECT TYPE:	Bldgs & Gnds	Improvmt.
PROJ. CATEGORY:		PROJECT NUMBER:	WW0318	
DEPARTMENT:	Utilities	ACCOUNT NUMBER:	32999911	
MANAGER:	Nathan Madenwald/Steven Hardeman	BEGIN & END DATES:	7/1/18	to 6/30/21
WARD(s):	7	LIFE EXPECTANCY:	20 years	

DETAILED PROJECT DESCRIPTION:

The Phase 2 Water Reclamation Facility (WRF) Improvements were completed in December 2017. As a part of the improvements, a room in the Main Control Building used for storage of critical spare parts was converted to an electrical room for the new sludge dewatering centrifuges. The WRF is now in need of additional storage for its expanded inventory of critical spare parts as well as providing space out of the inclement weather to perform maintenance on equipment. A new Maintenance Building is now needed since there is no other available space in existing on-site WRF buildings for this purpose.

EXPENDITURE SCHEDULE through CITY Accounts by FY

Account Number	Cost Element	TOTAL ALL FISCAL YRS	Actual Prior Years	Budget FYE 2020	FYE 2021	FYE 2022	FYE 2023	FYE 2024	FYE 2025	Beyond 5 Years
32999911-46201	Design	134,000		50,500	83,500					
32999911-46001	ROW	0								
32999911-46701	Utilities	10,000		10,000						
32999911-46101	Const	660,000		660,000						
32999911-46301	Matls	0								
		0								
	Total	804,000	0	720,500	83,500	0	0	0	0	0

OPERATING IMPACT:

moderate	Wstwr Fnd
----------	-----------

STATUS & COMMENTS:

Updated: Estimated 60-foot by 60-foot Maintenance Building cost based on \$180 per square foot with \$10,000 for utilities to the building and 20% for design/inspection.

TOTAL PROJECT BUDGET BY FUND SOURCE AND PURPOSE: **THIS PROJECT NEEDS ASSISTANCE FROM:**

Purpose	Fnd 32			Total	Bldg Maint	yes
Design	134,000			134,000	IT	
ROW	0			0	Pub Wks	
Utilities	10,000			10,000	Utilities	
Const.	660,000			660,000	Parks	
Materials	0			0	Other	
Total	804,000	0	0	804,000		
Reimbursable Account?						

Last Update 3/2/20

CITY OF NORMAN

PROJECT TITLE:	Brookhaven Creek Interceptor Replacements	PROJECT TYPE:	Wastewater System	Improv.
PROJ. CATEGORY:	Wastewater Collection System	PROJECT NUMBER:	WW	
DEPARTMENT:	Utilities	ACCOUNT NUMBER:	032/322-90048	
MANAGER:	Nathan Madenwald	BEGIN & END DATES:	7/1/30	to 6/30/35
WARD(s):		LIFE EXPECTANCY:	50 years	

DETAILED PROJECT DESCRIPTION:

Under the Wastewater Flow Monitoring project (WW0042), HDR Engineering completed city-wide flow monitoring and wastewater modeling to simulate the affect a 5-year 4-hour design storm on the existing collection system. Thirty-two flow meters and ten rain gauges utilized to collect dry and wet weather flow data and project wastewater loading under full buildout of the 2025 Land Use Plan. Capacity analysis report recommended improvements necessary to prevent overflow during the design storm at full buildout. Approximately 6,600 feet of sewer lines in the Brookhaven Creek wastewater basin (Table 4-3) may need improvement over the next 10 to 30 years; improvements are delayed at this time since sewer system overflows are very infrequent at this time and since ongoing sewer replacements under the Sewer Maintenance Plan may continue to decrease infiltration and inflow into the collection system.

EXPENDITURE SCHEDULE through CITY Accounts by FY

Account Number	Cost Element	TOTAL ALL FISCAL YRS	Actual Prior Years	Budget FYE 2020	FYE 2021	FYE 2022	FYE 2023	FYE 2024	FYE 2025	Beyond 5 Years
32190048-46201	Design	151,400				60,000				91,400
32190048-46001	ROW	24,500								24,500
32190048-46101	Const	1,048,300				440,000				608,300
32290048-46201	Design	151,600								151,600
32290048-46001	ROW	40,500								40,500
32290048-46101	Const	1,008,700								1,008,700
	Total	2,425,000	0	0	0	500,000	0	0	0	1,925,000

OPERATING IMPACT: slight Wstwr Fnd reduced infiltration and inflow, reduced probability of overflow and DEQ fines

STATUS & COMMENTS:

HDR 2014 construction cost estimate is \$1.09M. Future construction cost assumes 2.5% annual increase in construction costs through assumed start date of 2030 to inflated cost of \$1.62M. Added \$500K to renovate SS adjacent to Brookhaven Creek which has had backups into adjacent residences.

TOTAL PROJECT BUDGET BY FUND SOURCE AND PURPOSE:

THIS PROJECT NEEDS ASSISTANCE FROM:

Purpose	Fnd 32	Fnd 322		Total	Bldg Maint	
Design	151,400	151,600		303,000	IT	
ROW	24,500	40,500		65,000	Pub Wks	
Utilities				0	Utilities	
Const.	1,048,300	1,008,700		2,057,000	Parks	
Materials				0	Other	
Total	1,224,200	1,200,800	0	2,425,000		
Reimbursable Account?						

Last Update 2/6/20

CITY OF NORMAN

PROJECT TITLE:	New Building for Line Maintenance	PROJECT TYPE:	Water System	Improv.
PROJ. CATEGORY:	Bldgs & Gnds	PROJECT NUMBER:	WW/WA0329	
DEPARTMENT:	Utilities	ACCOUNT NUMBER:	3299911/3199911	
MANAGER:	David Hager	BEGIN & END DATES:	7/1/18	to 6/30/22
WARD(s):	All	LIFE EXPECTANCY:	40 years	

DETAILED PROJECT DESCRIPTION:

The Line Maintenance Division consisting of administrative staff, and water and sewer line maintenance sections are located on the North Base property; they are housed adjacent to the Fleet offices and vehicle servicing areas. The existing 11,000 SF building area housing administrative offices, the employee breakroom, fire hydrant/meter repair area as well as a storage area for numerous water and sewer line repair parts, replacement meters/firehydrants, etc. A separate building is provided for pump repair parts and a work area for pump repairs and testing. This CIP assumes construction of a new 20,000 SF facility and appurtenances NW of the water treatment plant at an estimated cost of \$100 per square foot (SF) with design estimated at 10% of the building cost.

EXPENDITURE SCHEDULE through CITY Accounts by FY

Account Number	Cost Element	TOTAL ALL SCAL YRS	Actual Prior Years	Budget FYE 2020	Adopted FYE 2021	Projected FYE 2022	Projected FYE 2023	Projected FYE 2024	Projected FYE 2025	Projected Beyond 5 Years
3199911-46201	Design	200,000		150,000	50,000					
3199911-46001	ROW	0								
3199911-46101	Const	1,950,000		1,530,000	420,000					
3299911-46201	Design	200,000		150,000	50,000					
3299911-46001	ROW	0								
3299911-46101	Const	1,950,000		1,530,000	420,000					
	WA Total	2,150,000	0	1,680,000	470,000	0	0	0	0	0
	WW Total	2,150,000	0	1,680,000	470,000	0	0	0	0	0

OPERATING IMPACT: slight Water Fnd

STATUS & COMMENTS:

Funding is proposed to be split 50%/50% between the Water Fund 031 and the Water Reclamation Fund 032. Design contract approved 01/28/20.

Building prices increased to reflect recent bid pricing; increase estimated construction from \$3.06M to \$3.9M

TOTAL PROJECT BUDGET BY FUND SOURCE AND PURPOSE:

THIS PROJECT NEEDS ASSISTANCE FROM:

Purpose	Fnd 31	Fnd 32	Total	Bldg Maint	IT	Pub Wks	Utilities	Parks	Other
Design	200,000	200,000	400,000						
ROW	0	0	0						
Utilities			0						
Const.	1,950,000	1,950,000	3,900,000						
Materials			0						
Total	2,150,000	2,150,000	4,300,000						
Reimbursable Account?	no								

Last Update 2/4/20

CITY OF NORMAN

PROJECT TITLE:	WRF: Main Control Building Renovation	PROJECT TYPE:	Wastewater System	Maint.
PROJ. CATEGORY:	Wastewater Improvements	PROJECT NUMBER:	WW	
DEPARTMENT:	Utilities	ACCOUNT NUMBER:	32999911	
MANAGER:	Nathan Madenwald	BEGIN & END DATES:	7/1/20	to 6/30/22
WARD(s):	All	LIFE EXPECTANCY:		

DETAILED PROJECT DESCRIPTION:

The existing Main Control Building at the WRF was constructed in 1982 and has deteriorated over time. Some roofing, HVAC, equipment and computer systems have been replaced since initial construction but exterior and interior finishes as well as reconstruction to incorporate expanded laboratory and maintenance functions have not occurred. Project will examine existing building and repair or replace existing spaces and systems to correspond with current needs.

EXPENDITURE SCHEDULE through CITY Accounts by FY

Account Number	Cost Element	TOTAL ALL FISCAL YRS	Actual Prior Years	Bud or Est FYE 2020	Adopted FYE 2021	Projected FYE 2022	Projected FYE 2023	Projected FYE 2024	Projected FYE 2025	Projected Beyond 5 Years
32999911-46201	Design	590,000			354,000	236,000				
32999911-46001	ROW	0								
32999911-46701	Utilities	0								
32999911-46101	Const	2,960,000				2,960,000				
32999911-46301	Matls	0								
		0								
	Total	3,550,000	0	0	354,000	3,196,000	0	0	0	0

OPERATING IMPACT: less cost Wstwr Fnd Higher efficiency and lower O & M cost.

STATUS & COMMENTS:

TOTAL PROJECT BUDGET BY FUND SOURCE AND PURPOSE:

THIS PROJECT NEEDS ASSISTANCE FROM:

Purpose	Fnd 32			Total	Bldg Maint	
Design	2,960,000			2,960,000	IT	yes
ROW				0	Pub Wks	
Utilities				0	Utilities	
Const.	590,000			590,000	Parks	
Materials				0	Other	
Total	3,550,000	0	0	3,550,000		
Reimbursable Account?	no					

Last Update 3/2/20

CITY OF NORMAN

PROJECT TITLE:	WRF: Land Purchase	PROJECT TYPE:	Wastewater System	Improv.
PROJ. CATEGORY:	Wastewater Improvements	PROJECT NUMBER:	WW0170	
DEPARTMENT:	Utilities	ACCOUNT NUMBER:	032-9911-432	
MANAGER:	Mark Daniels	BEGIN & END DATES:	7/1/15	to 6/30/18
WARD(s):	7	LIFE EXPECTANCY:		

DETAILED PROJECT DESCRIPTION:

The project would allow the purchase of a 20.8 acre tract south and east of the existing WRF property and north of the compost facility; it is formerly known as the Naturalizer property.
 Project is amended to include potential purchase of the Potts Farm where treated wastewater sludge is land applied for beneficial reuse. 147 acres of the 468 acre parcel is for sale; cost estimated at \$3000 per acre. Land purchase will eliminate annual lease payments to the Potts Family and secure sites for land application.

EXPENDITURE SCHEDULE through CITY Accounts by FY

Account Number	Cost Element	TOTAL ALL FISCAL YRS	Actual Prior Years	Bud or Est FYE 2020	Adopted FYE 2021	Projected FYE 2022	Projected FYE 2023	Projected FYE 2024	Projected FYE 2025	Projected Beyond 5 Years
3399911-46201	Design	0								
3399911-46001	ROW	210,000			210,000					
3399911-46101	Const	0								
3299911-46201	Design	0								
3299911-46001	ROW	990,000		650,000	340,000					
3299911-46101	Const	0								
Total		1,200,000	0	650,000	550,000	0	0	0	0	0

OPERATING IMPACT: >\$10k more Wstwr Fnd demolition of existing structures likely

STATUS & COMMENTS:

20.8 acre site has been purchased by others; will continue to investigate purchase in FYE21; estimate increased to \$300K. Cost of this land is now being split between WRF (30% or 6.3 acres = \$90K) and Sanitation (70% or 14.5 acres = \$210K).
 Purchase of sludge application lands increased to \$6000 per acre; adding \$450K for total of \$900K.

TOTAL PROJECT BUDGET BY FUND SOURCE AND PURPOSE:

THIS PROJECT NEEDS ASSISTANCE FROM:

Purpose	Fnd 32		Total	Bldg Maint
Design	210,000		210,000	
ROW			0	
Utilities			0	
Const.	0		0	
Materials			0	
Total	210,000	0	210,000	
Reimbursable Account?	no			

IT	
Pub Wks	
Utilities	
Parks	
Other	

Last Update 2/6/20

CITY OF NORMAN

PROJECT TITLE:	North Water Reclamation Facility	PROJECT TYPE:	Wastewater System	Improv.
PROJ. CATEGORY:	WRF Systems	PROJECT NUMBER:	WW0204	
DEPARTMENT:	Utilities	ACCOUNT NUMBER:	322-, 323-9049-432	
MANAGER:	Mark Daniels	BEGIN & END DATES:	7/1/30	to 6/30/35
WARD(s):	All	LIFE EXPECTANCY:	50 Years	

DETAILED PROJECT DESCRIPTION:

The Wastewater Master Plan (WWMP) identified sewer needs throughout Norman to accommodate full build-out of the NORMAN 2020 Land Use and Transportation Plan; a new 4.5 MGD North Water Reclamation Facility (WRF) was a component of the WWMP. This project will include the cost of siting, permitting and constructing a new North WRF in the Little River drainage basin to serve the full build-out condition defined as urban area in the current Land Use and Transportation Plan. The Engineering Report (ER) under Project WW0204 is the first step toward obtaining a permit to design and construct the new WRF and will verify the estimated costs included herein. Engineering, permitting and construction of a WRF discharging to the Little River is estimated at \$85 million to \$95 million depending on whether reuse of effluent is permitted.

A Total Maximum Daily Load (TMDL) Study would also need to be performed prior to discharge into either the Little River or the Canadian River; design and construction of the improvements would follow when required. For the purpose of this CIP, discharge to the Little River is assumed.

EXPENDITURE SCHEDULE through CITY Accounts by FY

Account Number	Cost Element	TOTAL ALL FISCAL YRS	Actual Prior Years	Budget FYE 2020	Adopted FYE 2021	Projected FYE 2022	Projected FYE 2023	Projected FYE 2024	Projected FYE 2025	Projected Beyond 5 Years
322-9049-432.62-01	Design	14,114,000								14,114,000
323-9049-432.62-01	Design	0								0
032-9049-432.62-01	Design	0								0
032-9049-432.61-01	Const	0								0
322-9049-432.61-01	Const	70,886,000								70,886,000
323-9049-432.61-01	Const	0								0
Subtotal Fund 322		85,000,000	0	0	0	0	0	0	0	85,000,000
Subtotal Fund 323		0	0	0	0	0	0	0	0	0
Subtotal Fund 032		0	0	0	0	0	0	0	0	0
Total		85,000,000	0	0	0	0	0	0	0	85,000,000
OPERATING IMPACT:	positive	Wstwr Fnd	New infrastructure to serve existing and future customers							

STATUS & COMMENTS:

In 2001, the citizens of Norman approved an ongoing sewer excise tax (SET); SET revenues fund capacity for development occurring after 2001. Based on the remaining obligated capacity being built as a part of the Phase 2 (South) WRF Improvements, the SET would fund 100% of the costs. Projected expenditures are estimated at beyond 5 years as the recently rehabilitated Lift Station D will adequately serve the North sewer basin for at least 10 to 15 years or about 2030. Estimates are 2012 costs and have not been inflated forward to time of implementation.

TOTAL PROJECT BUDGET BY FUND SOURCE AND PURPOSE:

THIS PROJECT NEEDS ASSISTANCE FROM:

Purpose	Fnd 322	Fnd 323	Fnd 32	Total	Bldg Maint
Design	14,114,000	0	0	14,114,000	IT
ROW	0	0	0	0	Pub Wks
Utilities	0	0	0	0	Utilities
Const.	70,886,000	0	0	70,886,000	Parks
Materials	0	0		0	Other
Total	85,000,000	0	0	85,000,000	
Reimbursable Account?	no	no			

Last Update 2/6/20

CITY OF NORMAN

PROJECT TITLE:	WRF Non-Potable Reuse System	PROJECT TYPE:	Wastewater System	Improv.	
PROJ. CATEGORY:	Non Potable Water System	PROJECT NUMBER:	WW0205		
DEPARTMENT:	Utilities	ACCOUNT NUMBER:	32		
MANAGER:	Mark Daniels	BEGIN & END DATES:	07/01/14	to	06/30/20
WARD(s):	7 5	LIFE EXPECTANCY:	20 years		

DETAILED PROJECT DESCRIPTION:

A non-potable water system to allow reuse of treated effluent for wash down of equipment and irrigation of the WRF site was completed in 2011. Chlorinated wastewater effluent may also be used for irrigation purposes offsite and can be cost effective when high volume users located near the WRF are willing to utilize the wastewater. Non-potable reuse can significantly reduce peak summertime water demand and delay the need for expensive water supply projects. Reuse will also reduce the amount of pollutants discharged to the Canadian River. It is proposed to construct a reuse line from the WRF along Cedar Lane to 12th NE, 24th NE, to Imhoff & 24th Ave. SE and serve major industrial users along the route. A second phase could deliver reuse water to the Trails Golf Course near Berry Road and Highway 9.

EXPENDITURE SCHEDULE through CITY Accounts by FY

Account Number	Cost Element	TOTAL ALL FISCAL YRS	Actual Prior Years	Budget FYE 2020	Adopted FYE 2021	Projected FYE 2022	Projected FYE 2023	Projected FYE 2024	Projected FYE 2025	Projected Beyond 5 Years
032-9394-432.62-01	Design	552,000		315,000		237,000				
032-9394-432.61-01	Const	3,472,800	616	508,184			2,581,000	383,000		
032-9394-432.60-01	ROW	263,000		185,000		78,000				
		0								
		0								
		0								
	Total	4,287,800	616	1,008,184	0	315,000	2,581,000	383,000	0	0

OPERATING IMPACT: positive Wstwr Fn reduced use of potable water for irrigation

STATUS & COMMENTS:

NUA is installing 24-inch Segment D Waterline along Jenkins between Timberdell and Constitution in FYE20. Non-potable treated effluent reuse pipeline for irrigation purposes is ultimately proposed between WRF and Lindsey Water tower/Duck pond area. \$510K funding in FYE20 allows installation of a parallel 16-inch diameter reuse water line at same time as potable waterline; H&H Construction installing pipe at this time. Pipe will be temporarily capped until remainder of system can be designed and constructed. Due to higher priority to reuse treated effluent by augmenting Lake Thunderbird, irrigation project delayed until FYE22; inflate costs at 2.5% from 2009

TOTAL PROJECT BUDGET BY FUND SOURCE AND PURPOSE:

THIS PROJECT NEEDS ASSISTANCE FROM:

Purpose	Fnd 32			Total	Bldg Maint	
Design	552,000			552,000	IT	
ROW	263,000			263,000	Pub Wks	
Utilities				0	Utilities	
Const.	3,472,800			3,472,800	Parks	
Materials				0	Other	
Total	4,287,800	0	0	4,287,800		
Reimbursable Account?	no					

Last Update 2/6/20

CITY OF NORMAN

PROJECT TITLE:	WRF Dewatering Centrifuge Replacement	PROJECT TYPE:	Wastewater System	Improv.
PROJ. CATEGORY:	Wastewater System	PROJECT NUMBER:	WW0	
DEPARTMENT:	Utilities	ACCOUNT NUMBER:	032-	
MANAGER:	Steven Hardeman	BEGIN & END DATES:	7/1/20	to 6/30/23
WARD(s):	All	LIFE EXPECTANCY:	10 years	

DETAILED PROJECT DESCRIPTION:

In 2009, during the Sludge Management Improvements the Water Reclamation Facility (WRF) installed centrifuges designed to dewater bio-solids. These centrifuges are old and have experienced equipment failures requiring expensive repairs. This capital project will replace two existing dewatering centrifuges and related equipment with an updated system. These centrifuges are critical to the NWRf's operation which requires bio-solids removal on a daily basis.

EXPENDITURE SCHEDULE through CITY Accounts by FY

Account Number	Cost Element	TOTAL ALL FISCAL YRS	Actual Prior Years	Budget FYE 2020	Proposed FYE 2021	Projected FYE 2022	Projected FYE 2023	Projected FYE 2024	Projected FYE 2025	Projected Beyond 5 Years
032-	Design	1,000,000			500,000				500,000	
032-	ROW	0								
032-	Utilities	0								
032-	Const	4,000,000			2,000,000				2,000,000	
032-	Matls	0								
		0								
	Total	5,000,000	0	0	2,500,000	0	0	0	2,500,000	0

OPERATING IMPACT:

high

 Wstwr Fnd Will increase the reliability of the solids operations.

STATUS & COMMENTS:

Project assumes replacement of 2 centrifuges every 8 years.

TOTAL PROJECT BUDGET BY FUND SOURCE AND PURPOSE:

THIS PROJECT NEEDS ASSISTANCE FROM:

Purpose	Fnd 32			Total
Design	1,000,000			1,000,000
ROW	0			0
Utilities	0			0
Const.	4,000,000			4,000,000
Materials	0			0
Total	5,000,000	0	0	5,000,000

Bldg Maint	
IT	yes
Pub Wks	
Utilities	
Parks	
Other	

Reimbursable Account? no

Last Update 2/6/20

CITY OF NORMAN

PROJECT TITLE:	WRF Blower Building Roof Replacement	PROJECT TYPE:	Bldgs & Gnds	Maint.
PROJ. CATEGORY:		PROJECT NUMBER:		
DEPARTMENT:	Utilities/Wastewater Treatment	ACCOUNT NUMBER:	32	
MANAGER:	Steve Hardeman	BEGIN & END DATES:	07/01/20	to 06/30/22
WARD(s):	7	LIFE EXPECTANCY:	20 Years	

DETAILED PROJECT DESCRIPTION:

Original roof on Blower Building installed in 1999 under the Phase I WWTP Expansion.

EXPENDITURE SCHEDULE through CITY Accounts by FY

Account Number	Cost Element	TOTAL ALL FISCAL YRS	Actual Prior Years	Budget FYE 2020	Adopted FYE 2021	Projected FYE 2022	Projected FYE 2023	Projected FYE 2024	Projected FYE 2025	Projected Beyond 5 Years
032-	Design	12,000			12,000					
032-	ROW	0								
032-	Utilities	0								
032-	Const	105,000			105,000					
032-	Matls	0								
		0								
	Total	117,000	0	0	117,000	0	0	0	0	0

OPERATING IMPACT: moderate Wstwr Fnd

STATUS & COMMENTS:

Recommended by Building Maintenance for replacement in 2017; moved back to 2021. Cost data is inflated 2.5% per year from original estimate in 2009.

TOTAL PROJECT BUDGET BY FUND SOURCE AND PURPOSE:

THIS PROJECT NEEDS ASSISTANCE FROM:

Purpose	Fnd 32			Total	Bldg Maint	
Design	12,000			12,000	IT	
ROW				0	Pub Wks	
Utilities				0	Utilities	
Const.	0			0	Parks	
Materials				0	Other	yes Building Maintenance
Total	12,000	0	0	12,000		
Reimbursable Account?	no					Last Update 2/6/20

CITY OF NORMAN

PROJECT TITLE:	Westside Lift Station Roof Replacement	PROJECT TYPE:	Bldgs & Gnds	Maint.
PROJ. CATEGORY:		PROJECT NUMBER:	WW00	
DEPARTMENT:	Utilities/Wastewater Treatment	ACCOUNT NUMBER:	32	
MANAGER:	Steve Hardeman	BEGIN & END DATES:	07/01/23	to 06/30/24
WARD(s):	7	LIFE EXPECT ANCY:	20 Years	

DETAILED PROJECT DESCRIPTION:

Westside Lift Station roof originally installed under WW0166 in 2004.

EXPENDITURE SCHEDULE through CITY Accounts by FY

Account Number	Cost Element	TOTAL ALL FISCAL YRS	Actual Prior Years	Budget FYE 2020	Adopted FYE 2021	Projected FYE 2022	Projected FYE 2023	Projected FYE 2024	Projected FYE 2025	Projected Beyond 5 Years
32	Design	4,000						4,000		
32	Const	37,000						37,000		
		0								
		0								
		0								
		0								
	Total	41,000	0	0	0	0	0	41,000	0	0

OPERATING IMPACT: moderate Wstwr Fnd

STATUS & COMMENTS:

Recommended by Building Maintenance for replacement in 2017; moved back to 2024. Cost data is inflated 2.5% per year from original estimate in 2009.

TOTAL PROJECT BUDGET BY FUND SOURCE AND PURPOSE:

THIS PROJECT NEEDS ASSISTANCE FROM:

Purpose	Fnd 32			Total	Bldg Maint	
Design	4,000			4,000	IT	
ROW				0	Pub Wks	
Utilities				0	Utilities	
Const.	37,000			37,000	Parks	
Materials				0	Other	yes Building Maintenance
Total	41,000	0	0	41,000		
Reimbursable Account?	no					Last Update 2/6/20

CITY OF NORMAN

PROJECT TITLE:	WRF Main Control Building Lower Roof Replacem	PROJECT TYPE:	Bldgs & Gn	Maint.
PROJ. CATEGORY:		PROJECT NUMBER:	WW0010	
DEPARTMENT:	Utilities/Wastewater Treatment	ACCOUNT NUMBER:	32	
MANAGER:	Steve Hardeman	BEGIN & END DATES:	07/01/28	to 06/30/29
WARD(s):	7	LIFE EXPECTANCY:	20 Years	

DETAILED PROJECT DESCRIPTION:

Original roof on Main Control Building was installed in 1985. The lower portion of the roof was replaced in 2009 under Project WW0010 prior to the WWT P Sludge Handling Improvements.

EXPENDITURE SCHEDULE through CITY Accounts by FY

Account Number	Cost Element	TOTAL ALL FISCAL YRS	Actual Prior Years	Budget FYE 2020	Adopted FYE 2021	Projected FYE 2022	Projected FYE 2023	Projected FYE 2024	Projected FYE 2025	Projected Beyond 5 Years
32	Design	36,000								36,000
32	ROW	0								
32	Utilities	0								
32	Const	324,000								324,000
32	Matls	0								
		0								
	Total	360,000	0	0	0	0	0	0	0	360,000

OPERATING IMPACT:

moderate	Wstwr Fnd
----------	-----------

STATUS & COMMENTS:

Recommended by Building Maintenance for replacement in 2019; moved back to 2029. Cost data is inflated 2.5% per year from original estimate in 2009.
This project could be eliminated if the Main Control Building Renovation project is funded.

TOTAL PROJECT BUDGET BY FUND SOURCE AND PURPOSE:

THIS PROJECT NEEDS ASSISTANCE FROM:

Purpose	Fnd 32			Total	Bldg Maint	
Design	36,000			36,000	IT	
ROW	0			0	Pub Wks	
Utilities	0			0	Utilities	
Const.	324,000			324,000	Parks	
Materials	0			0	Other	yes Building Maintenance
Total	360,000	0	0	360,000		
Reimbursable Account?	no					Last Update 2/6/20

CITY OF NORMAN

PROJECT TITLE:	WRF Digester Gas Storage and Co-Generation	PROJECT TYPE:	Wastewater System	Improv.
PROJ. CATEGORY:	Wastewater Improvements	PROJECT NUMBER:	WW	
DEPARTMENT:	Utilities	ACCOUNT NUMBER:	32	
MANAGER:	Mark Daniels	BEGIN & END DATES:	07/01/22	to 06/30/24
WARD(s):	7	LIFE EXPECTANCY:	20 years	

DETAILED PROJECT DESCRIPTION:

Installation of a 55-foot diameter dual membrane bio-gas storage sphere with 70,000 cubic feet (CF) of gas storage including compression and conditioning equipment, gas piping and appurtenances at an estimated 2011 construction cost of \$3.685 M. Completion of this project along with cogeneration facilities at an estimated 2011 construction cost of \$4.626 M will allow for partial WRF electrical needs utilizing bio-gas only as the electrical generator fuel.

EXPENDITURE SCHEDULE through CITY Accounts by FY

Account Number	Cost Element	TOTAL ALL FISCAL YRS	Actual Prior Years	Budget FYE 2018	Adopted FYE 2019	Projected FYE 2020	Projected FYE 2021	Projected FYE 2022	Projected FYE 2023	Projected Beyond 5 Years
6201	Design	2,348,000								2,348,000
6001	ROW	0								0
6701	Utilities	0								0
6101	Const	11,743,000								11,743,000
		0								
		0								
	Total	14,091,000	0	0	0	0	0	0	0	14,091,000

OPERATING IMPACT:

high

Wstwr Fnd

STATUS & COMMENTS:

Project costs taken from the Phase 2 WRF Expansion engineering report dated November 2011. Original construction cost have been adjusted at 2.5% per year from 2011 to 2025 to allow for inflation. Design and inspection is based on 20% of total construction cost. Due to relatively low electrical costs, the Phase 2 WRF Expansion installed emergency generators in lieu of more expensive gas storage sphere and co-generation facilities. This project may be reconsidered at a later date.

TOTAL PROJECT BUDGET BY FUND SOURCE AND PURPOSE:

THIS PROJECT NEEDS ASSISTANCE FROM:

Purpose	Fnd 32			Total	Bldg Maint	
Design	2,348,000			2,348,000	IT	
ROW	0			0	Pub Wks	
Utilities	0			0	Utilities	
Const.	11,743,000			11,743,000	Parks	
Materials				0	Other	
Total	14,091,000	0	0	14,091,000		
Reimbursable Account?	no					Last Update 2/6/20

CAPITAL IMPROVEMENTS PLAN

SEWER MAINTENANCE FUND – 321

ASSUMPTIONS

1. Primary factors affecting project selection and priorities include:
 - Compliance with EPA administrative orders,
 - Relative impact on other parts of the sanitary sewerage system,
 - Maintenance history and service calls,
 - Inspections,
 - Wastewater Master Plan recommendations,
 - Accessibility,
 - Relative location downstream or upstream in the system, and
 - Coordination with nearby infrastructure projects.
2. New sources of revenue were approved by voters on August 14, 2001 became effective October 1, 2001 and are:
 - Sewer Maintenance (Fund 321) - \$5 per month, sewer service maintenance rate charged to each residence, apartment, business or mobile home receiving sewer service in the City; to be used for establishing an upgraded sewer maintenance program and not to pay debt service.
3. A 25 member, Council-appointed, Implementation Committee, will prioritize improvements to both the interceptors and the treatment plant with the assistance of staff. For interceptors, the committee might consider the following factors:
 - Sales tax funded project scope should be appropriate to allow funding on a “pay-as-you-go” basis.
 - Those interceptor segments shown to be most severely overloaded under the existing wastewater loading should be most highly rated. Similarly, those becoming overloaded under an obligated loading would have a higher priority than one becoming overloaded under full build-out. Expressed differently, those interceptors needing only a small increase in capacity to meet full build-out demands would have a higher priority than interceptors needing a large increase in capacity.
 - Downstream interceptor segments should generally be of higher priority than upstream segments. Interceptor projects in separate drainage basins can occur simultaneously as they are not interdependent.
 - Since excise tax funding is expected to lag behind sales tax funding, interceptor segments that are the same size under both the obligated and the full build-out scenarios might be funded first. Generally, this implies the service area is close to being fully developed, or a portion of the existing flow will be diverted to the proposed northern wastewater treatment plant.
 - Parallel interceptors might have a lower priority than a replacement interceptor might since additional rights-of-way may need to be acquired for parallel interceptors. Right-of-way/easement acquisition often delays project start-up.
 - The new interceptors serving existing customers in the Lift Station D service area must be timed to come on-line concurrently with the proposed northern wastewater treatment plant. Design and right-of-way acquisition for these interceptors might have a high priority while construction might be delayed several years.
4. In FYE 2015 Council approved transferring the sewer line maintenance operations out of the Sewer Line Maintenance Fund into the Water Reclamation Fund in order to better track the collection and distribution of the \$5 per month sewer maintenance fee.
5. Five projects are proposed for funding in FYE21 totaling \$2,800,000.

Sewer Maintenance Fund Summary

Fund 321

	FYE 19 ACTUAL	FYE 20 BUDGET	FYE 20 ESTIMATED	FYE 21 PROJECTED	FYE 22 PROJECTED	FYE 23 PROJECTED	FYE 24 PROJECTED	FYE 25 PROJECTED
1 Beginning Fund Balance	\$ 7,437,413	\$ 766,455	\$ 9,164,115	\$ 1,238,877	\$ 1,392,907	\$ 1,573,672	\$ 1,781,300	\$ 2,015,910
2								
3 Operating Revenues:								
4 Capital Improvement Charge	\$ -	\$ -	\$ -	\$ -	\$ -	\$ -	\$ -	\$ -
5 Sewer Maintenance Rate	3,081,649	3,001,979	3,001,979	3,031,999	3,062,319	3,092,942	3,123,871	3,155,110
7								
8 Total Operating Revenues	\$ 3,081,649	\$ 3,001,979	\$ 3,001,979	\$ 3,031,999	\$ 3,062,319	\$ 3,092,942	\$ 3,123,871	\$ 3,155,110
9								
10 Operating Expenditures:								
11 Salaries and Benefits	\$ 64,202	\$ 67,100	\$ 67,100	\$ 70,065	\$ 73,568	\$ 77,247	\$ 81,109	\$ 85,164
12 Supplies and Materials	2,718	2,581	2,581	2,829	2,857	2,886	2,915	2,944
13 Services and Maintenance	570	2,425	2,425	4,825	4,873	4,922	4,971	5,021
14 Internal Services	-	700	700	250	255	260	265	271
15 Cost Allocations	-	-	-	-	-	-	-	-
16 Employee Turnover Savings	-	-	-	-	-	-	-	-
17								
18 Total Operating Expenditures	\$ 67,490	\$ 72,806	\$ 72,806	\$ 77,969	\$ 81,554	\$ 85,315	\$ 89,260	\$ 93,400
19								
20 Net Operating Revenue	\$ 3,014,159	\$ 2,929,173	\$ 2,929,173	\$ 2,954,030	\$ 2,980,765	\$ 3,007,627	\$ 3,034,611	\$ 3,061,710
21								
22 Other Revenues:								
23 Interest Income	\$ 141,216	\$ -	\$ -	\$ -	\$ -	\$ -	\$ -	\$ -
24 Misc. Revenue	3,989	-	-	-	-	-	-	-
25 IF Transf - Wastewater Fund 32	-	-	-	-	-	-	-	-
26								
27 Total Other Revenues	\$ 145,205	\$ -	\$ -	\$ -	\$ -	\$ -	\$ -	\$ -
28								
29								
30 Other Expenditures:								
31 Capital Projects	\$ 1,413,495	\$ 2,800,000	\$ 10,852,611	\$ 2,800,000	\$ 2,800,000	\$ 2,800,000	\$ 2,800,000	\$ 2,800,000
32 Capital Equipment	19,167	1,800	1,800	-	-	-	-	-
33 Audit Accruals/Adjustments	-	-	-	-	-	-	-	-
34								
35 Total Other Expenditures	\$ 1,432,662	\$ 2,801,800	\$ 10,854,411	\$ 2,800,000	\$ 2,800,000	\$ 2,800,000	\$ 2,800,000	\$ 2,800,000
36								
37 Total Revenues	\$ 3,226,854	\$ 3,001,979	\$ 3,001,979	\$ 3,031,999	\$ 3,062,319	\$ 3,092,942	\$ 3,123,871	\$ 3,155,110
38								
39 Total Expenditures	\$ 1,500,152	\$ 2,874,606	\$ 10,927,217	\$ 2,877,969	\$ 2,881,554	\$ 2,885,315	\$ 2,889,260	\$ 2,893,400
40								
41 Net Revenues (Expenditures)	\$ 1,726,702	\$ 127,373	\$ (7,925,238)	\$ 154,030	\$ 180,765	\$ 207,627	\$ 234,611	\$ 261,710
42								
43 Ending Fund Balance	\$ 9,164,115	\$ 893,828	\$ 1,238,877	\$ 1,392,907	\$ 1,573,672	\$ 1,781,300	\$ 2,015,910	\$ 2,277,621

Sewer Maintenance Fund Project Table

Fund 321

Pg #	Acct No	Project Number	Project Name	FYE 2020 Budget	FYE 2021	FYE 2022	FYE 2023	FYE 2024	FYE 2025	BEYOND 5 YEARS
EXPENDITURES										
	32190048	WW0091	Replace Lift Station D Force Main-Phase 2	534,100	160,000	0	0	0		0
89	32190048	WW0174	Bishop Interceptors (match)	2,650,000	0	0	0	0		3,804,300
	32193338	WW0202	Sewer Maint Projects FY14	263,958	0	0	0	0		0
90	32199974	WW0248	SS Emergency Repairs	241,430	100,000	100,000	100,000	100,000	100,000	0
	32192236	WW0305	FYE17 Lift Station Modifications	4,069	0	0	0	0		0
	32193338	WW0307	Sewer Maint Projects FY17	2,373,195	0	0	0	0		0
	32193338	WW0316	Sewer Maint Projects FY18	2,086,256	1,960,000	0	0	0		0
	32193338	WW0321	Sewer Maint Projects FY19	2,649,603	0	0	0	0	0	0
	32192236	WW0315	Sewer Lift Station Rehab 2018: Alameda Park	0	0	0	0	0		0
91	32192236	WW0320	Sewer Lift Station Rehab 2019: Summit Lakes	0	0	0	0	0		0
91	32192236	WW0322	Sewer Lift Station Rehab 2020: Summit Valley	50,000	0	0	0	0		0
91	32192236	WW	Sewer Lift Station Rehab 2021: Post Oak	0	80,000	0	0	0		0
91	32192236	WW	Sewer Lift Station Rehab 2022: Sutton Place	0	0	80,000	0	0		0
91	32192236	WW	Sewer Lift Station Rehab 2023: Park Hill	0	0	0	80,000	0		0
91	32192236	WW	Sewer Lift Station Rehab 2024: Eagle Cliff	0	0	0	0	80,000		0
	32192236	WW	Sewer Lift Station Rehab 2025: Ashton Grove	0	0	0	0	0	80,000	0
	32190048		Brookhaven Creek Interceptors	0	500,000	0	0	0		1,925,000
93	32193338	WW	Sewer Maint Projects FYE 2022	0	0	2,620,000	0	0		0
94	32193338	WW	Sewer Maint Projects FYE 2023	0	0	0	2,620,000	0		0
95	32193338	WW	Sewer Maint Projects FYE 2024	0	0	0	0	2,620,000		0
			Sewer Maint Projects FYE 2025	0	0	0	0	0	2,620,000	0
TOTAL SEWER MAINTENANCE FUND 321 PROJECTS				\$10,852,611	\$2,800,000	\$2,800,000	\$2,800,000	\$2,800,000	\$2,800,000	\$5,729,300

* closed

- means unused funds to be returned to fund balance at end of fiscal year.

CITY OF NORMAN

PROJECT TITLE:	Bishop Creek Interceptor Replacements	PROJECT TYPE:	Wastewater System	Improv.
PROJ. CATEGORY:	Wastewater Collection System	PROJECT NUMBER:	WW0174	
DEPARTMENT:	Utilities	ACCOUNT NUMBER:	321/322-90048	
MANAGER:	Mark Daniels	BEGIN & END DATES:	7/1/19	to 6/30/35
WARD(s):		LIFE EXPECTANCY:	50 years	

DETAILED PROJECT DESCRIPTION:

Under the Wastewater Flow Monitoring project (WW0042), HDR Engineering completed city-wide flow monitoring and wastewater modeling to simulate the affect a 5-year 4-hour design storm on the existing collection system. Thirty-two flow meters and ten rain gauges utilized to collect dry and wet weather flow data and project wastewater loading under full buildout of the 2025 Land Use Plan. Capacity analysis report recommended improvements necessary to prevent overflow during the design storm at full buildout. Approximately 20,600 feet of sewer lines in the Bishop Creek wastewater basin (Table 4-2) will need improvement to accomodate the full build-out wastewater flows; improvements are scheduled based on age and condition of the existing piping and the frequency of sewer system overflows. Ongoing sewer replacements under the Sewer Maintenance Plan may continue to decrease infiltration and inflow into the collection system and reduce the need for these improvements in the future.

EXPENDITURE SCHEDULE through CITY Accounts by FY

Account Number	Cost Element	TOTAL ALL FISCAL YRS	Actual Prior Years	Budget FYE 2020	FYE 2021	FYE 2022	FYE 2023	FYE 2024	FYE 2025	Beyond 5 Years
32190048-46201	Design	826,000		342,000						484,000
32190048-46001	ROW	126,100		35,000						91,100
32190048-46101	Const	5,502,200		2,273,000						3,229,200
32290048-46201	Design	349,100		121,100						228,000
32290048-46001	ROW	55,600		12,700						42,900
32290048-46101	Const	2,326,700		805,900						1,520,800
	Total	9,185,700	0	3,589,700	0	0	0	0	0	5,596,000

OPERATING IMPACT:

slight

 Wstwd Fnd reduced infiltration and inflow, reduced probability of overflow and DEQ fines

STATUS & COMMENTS:

2014 construction cost estimate was \$5.01M. Future construction cost estimates assume 2.5% annual increase in construction costs through assumed start date. FYE20 project includes replacement of aerial crossing over Bishop Creek north of Highway 9 and replacement of several large diameter sewer segments near this location between Constitution on the north, Dewey Avenue on the west and Classen on the east. Remaining Bishop Creek projects are assumed to begin construction in 2030. Overall project cost has been inflated to \$8.3M.

TOTAL PROJECT BUDGET BY FUND SOURCE AND PURPOSE:

THIS PROJECT NEEDS ASSISTANCE FROM:

Purpose	Fnd 321	Fnd 322	Total	
Design	826,000	349,100	1,175,100	Bldg Maint
ROW	126,100	55,600	181,700	IT
Utilities			0	Pub Wks
Const.	5,502,200	2,326,700	7,828,900	Utilities
Materials			0	Parks
Total	6,454,300	2,731,400	9,185,700	Other
Reimbursable Account?				

Last Update 1/3/20

CITY OF NORMAN

PROJECT TITLE:	Brookhaven Creek Interceptor Replacements	PROJECT TYPE:	Wastewater System	Improvrt.
PROJ. CATEGORY:	Wastewater Collection System	PROJECT NUMBER:	WW	
DEPARTMENT:	Utilities	ACCOUNT NUMBER:	321/322-90048	
MANAGER:	Mark Daniels	BEGIN & END DATES:	7/1/30	to 6/30/35
WARD(s):		LIFE EXPECTANCY:	50 years	

DETAILED PROJECT DESCRIPTION:

Under the Wastewater Flow Monitoring project (WW0042), HDR Engineering completed city-wide flow monitoring and wastewater modeling to simulate the affect a 5-year 4-hour design storm on the existing collection system. Thirty-two flow meters and ten rain gauges utilized to collect dry and wet weather flow data and project wastewater loading under full buildout of the 2025 Land Use Plan. Capacity analysis report recommended improvements necessary to prevent overflow during the design storm at full buildout.

Approximately 6,600 feet of sewer lines in the Brookhaven Creek wastewater basin (Table 4-3) may need improvement over the next 10 to 30 years; improvements are delayed at this time since sewer system overflows are very infrequent at this time and since ongoing sewer replacements under the Sewer Maintenance Plan may continue to decrease infiltration and inflow into the collection system.

EXPENDITURE SCHEDULE through CITY Accounts by FY

Account Number	Cost Element	TOTAL ALL FISCAL YRS	Actual Prior Years	Budget FYE 2020	FYE 2021	FYE 2022	FYE 2023	FYE 2024	FYE 2025	Beyond 5 Years
32190048-46201	Design	151,400			60,000					91,400
32190048-46001	ROW	24,500								24,500
32190048-46101	Const	1,048,300			440,000					608,300
32290048-46201	Design	151,600								151,600
32290048-46001	ROW	40,500								40,500
32290048-46101	Const	1,008,700								1,008,700
Total		2,425,000	0	0	500,000	0	0	0	0	1,925,000

OPERATING IMPACT:

slight

 Wstwr Fnd reduced infiltration and inflow, reduced probability of overflow and DEQ fines

STATUS & COMMENTS:

HDR 2014 construction cost estimate is \$1.09M. Future construction cost assumes 2.5% annual increase in construction costs through assumed start date of 2030 to inflated cost of \$1.29M.

TOTAL PROJECT BUDGET BY FUND SOURCE AND PURPOSE:

THIS PROJECT NEEDS ASSISTANCE FROM:

Purpose	Fnd 321	Fnd 322		Total	Bldg Maint	
Design	151,400	151,600		303,000	IT	
ROW	24,500	40,500		65,000	Pub Wks	
Utilities				0	Utilities	
Const.	1,048,300	1,008,700		2,057,000	Parks	
Materials				0	Other	
Total	1,224,200	1,200,800	0	2,425,000		
Reimbursable Account?						

Last Update 1/3/20

CITY OF NORMAN

PROJECT TITLE:	Lift Station D Force Main Rehab - Phase 2	PROJECT TYPE:	Wastewater System	Maint.	
PROJ. CATEGORY:	Wastewater	PROJECT NUMBER:	WW0091		
DEPARTMENT:	Utilities	ACCOUNT NUMBER:	32190048		
MANAGER:	Nathan Madenwald	BEGIN & END DATES:	7/1/18	to	6/30/21
WARD(s):	8	LIFE EXPECT ANCY:	50 Years		

DETAILED PROJECT DESCRIPTION:

Another portion of the Lift Station D 16" ductile iron force main along 12th Ave N.E. is severely deteriorated and in need of replacement. Approximately 3,500 feet of this force main to just south of Rock Creek Road was replaced with 20-inch PVC in 2009. The area needing replacement because of continued breaks is on the west side of 12th from the end of the previous project to the point where it begins to gravity flow near the 12th Avenue Recreation Center. The project is expected to require 2,300 feet of new 20-inch piping, three air release vaults and a new receiving manhole.

EXPENDITURE SCHEDULE through CITY Accounts by FY

Account Number	Cost Element	TOTAL ALL FISCAL YRS	Actual Prior Years	Budget FYE 2020	Proposed FYE 2021	Projected FYE 2022	Projected FYE 2023	Projected FYE 2024	Projected FYE 2025	Projected Beyond 5 Years
32190048-46201	Design	93,000	18,900	37,100	37,000					
32190048-46001	ROW	0								
32190048-46701	Utilities	0								
32190048-46101	Const	620,000		497,000	123,000					
32190048-46301	Matls	0								
		0								
	Total	713,000	18,900	534,100	160,000	0	0	0	0	0

OPERATING IMPACT: positive Swr Maint Prevent imminent failure of force main, or associated repair costs

STATUS & COMMENTS:

Project design on hold while awaiting decision on acquisition of Griffin Park/Sutton Wilderness properties; construction of parallel force would be greatly aided if relocated to just west of existing ROW.

TOTAL PROJECT BUDGET BY FUND SOURCE AND PURPOSE:

THIS PROJECT NEEDS ASSISTANCE FROM:

Purpose	Fnd 321		Total	Bldg Maint	
Design	93,000		93,000	IT	
ROW	0		0	Pub Wks	
Utilities	0		0	Utilities	
Const.	620,000		620,000	Parks	yes
Materials	0		0	Other	
Total	713,000	0	713,000		
Reimbursable Account?	no				

Last Update 1/3/20

CITY OF NORMAN

PROJECT TITLE:	Sanitary Sewer Emergency Repairs	PROJECT TYPE:	Wastewater System	Maint.	
PROJ. CATEGORY:	Line Maintenance	PROJECT NUMBER:	WW0248, Maintenance		
DEPARTMENT:	Utilities	ACCOUNT NUMBER:	32199974		
MANAGER:	David Hager	BEGIN & END DATES:	7/1/02	to	6/30/23
WARD(s):	All	LIFE EXPECTANCY:	40 yrs.		

DETAILED PROJECT DESCRIPTION:

This is an annual project to perform emergency repairs of sanitary sewer lines by outside contractor on an as-needed basis. Location of repairs to be determined on a case by case basis when repairs are beyond the scope of Sewer Line Maintenance staff due to depth, location or manpower restrictions.

EXPENDITURE SCHEDULE through CITY Accounts by FY

Account Number	Cost Element	TOTAL ALL FISCAL YRS	Actual Prior Years	Budgeted FYE 2020	Proposed FYE 2021	Projected FYE 2022	Projected FYE 2023	Projected FYE 2024	Projected FYE 2025	Projected Beyond 5 Years
32199974-46201	Design	0								
32199974-46001	ROW	0								
32199974-46701	Utilities	0								
32199974-46101	Const	1,507,016	765,586	241,430	100,000	100,000	100,000	100,000	100,000	
32199974-46301	Matls	0								
		0								
	Total	1,507,016	765,586	241,430	100,000	100,000	100,000	100,000	100,000	

OPERATING IMPACT: negligible Swr Maint Maintains a means for emergency system repairs

STATUS & COMMENTS:

\$38,229 spent in FYE19 for miscellaneous repairs. \$765,586 has been spent during 17 previous years for an average of about \$45,000. Wastewater maintenance fee is expected to generate at least \$2.8 million per year; this emergency repair account carries over from year to year and is expected to continue indefinitely.

TOTAL PROJECT BUDGET BY FUND SOURCE AND PURPOSE:

THIS PROJECT NEEDS ASSISTANCE FROM:

Purpose	Fnd 321			Total	Bldg Maint	
Design				0	IT	
ROW				0	Pub Wks	
Utilities				0	Utilities	
Const.	1,507,016			1,507,016	Parks	
Materials				0	Other	
Total	1,507,016	0	0	1,507,016		
Reimbursable Account?	no					Last Update 1/3/20

CITY OF NORMAN

PROJECT TITLE:	Sewer Lift Station Rehabilitation	PROJECT TYPE:	Wastewater System	Maint.
PROJ. CATEGORY:	Line Maintenance	PROJECT NUMBER:	WWXXXX	
DEPARTMENT:	Utilities	ACCOUNT NUMBER:	32192236	
MANAGER:	David Hager	BEGIN & END DATES:	7/1/13	to 6/30/25
WARD(s):	All	LIFE EXPECTANCY:	10 years	

DETAILED PROJECT DESCRIPTION:

This is an annual project to rehabilitate lift stations and associated appurtenances; funds remaining at end of fiscal year are returned to fund balance. Design life of a lift station is ten years; future projects to be determined based on need. FYE 21 project is to rehabilitate pumps, valves and electrical control panels at the Post Oak Lift Station.

EXPENDITURE SCHEDULE through CITY Accounts by FY

Account Number	Cost Element	TOTAL ALL FISCAL YRS	Actual Prior Years	Budget FYE 2020	Proposed FYE 2021	Projected FYE 2022	Projected FYE 2023	Projected FYE 2024	Projected FYE 2025	Projected Beyond 5 Years
32192236-46101										
Summit Valley WW0322	Const	50,000		50,000						
Post Oak LS	Const	80,000			80,000					
Sutton Place LS	Const	80,000				80,000				
Park Hill LS	Const	80,000					80,000			
Eagle Cliff LS	Const	80,000						80,000		
Ashton Grove LS	Const	80,000							80,000	
	Total	450,000	0	50,000	80,000	80,000	80,000	80,000	80,000	0

OPERATING IMPACT: negligible Swr Maint Increases reliability of lift station performance

STATUS & COMMENTS:

FYE 20 project rehabilitated pumps, valves and electrical control panels at Summit Valley Lift Station. Annual cost estimated at \$80,000 in FYE21 and going forward due to escalating costs.

THIS PROJECT NEEDS ASSISTANCE FROM:

Purpose	Fnd 321		Total		
Design	0		0	Bldg Main	no
ROW	0		0	IT	no
Utilities	0		0	Pub Wks	yes
Const.	0		0	Utilities	yes
Materials	450,000		450,000	Parks	no
				Other	no
Total	450,000	0	450,000		

Reimbursable Account? no Last Update 1/3/20

CITY OF NORMAN

PROJECT TITLE:	Sewer Maintenance Project FYE 2018	PROJECT TYPE:	Wastewater System	Maint.
PROJ. CATEGORY:	Sanitary Sewer Replacements	PROJECT NUMBER:	WW0316	
DEPARTMENT:	Utilities	ACCOUNT NUMBER:	32193338	
MANAGER:	Mark Daniels	BEGIN & END DATES:	7/1/17	to 6/30/21
WARD(s):	2	LIFE EXPECTANCY:	50 Years	

DETAILED PROJECT DESCRIPTION:

In 2001, the citizen's of Norman approved a Sewer Maintenance Fee of \$5 per month per household to be deposited in the Sewer Maintenance Fund 321. New projects are funded annually with funding utilized for design, inspection and construction activities which will repair or replace our aging sewer collection system including sewer lines and lift stations. Annual rehabilitation project is generally bounded by Westbrook Terrace to the North, Highway 9 to the Southwest and Berry Road to the East; additional lines may be added by staff if funding is available. Repair to or replacement of about 27,800 feet of sewer is needed in the project area, subject to adjustments by staff due to unforeseen system operational considerations.

EXPENDITURE SCHEDULE through CITY Accounts by FY

Account Number	Cost Element	TOTAL ALL FISCAL YRS	Actual Prior Years	Budget FYE 2020	Proposed FYE 2021	Projected FYE 2022	Projected FYE 2023	Projected FYE 2024	Projected FYE 2025	Projected Beyond 5 Years
32193338-46201	Design	80,000	26,744	53,256						
32193338-46001	ROW	20,000		20,000						
32193338-46701	Utilities	0								
32193338-46101	Const	3,973,000		2,013,000	1,960,000					
32193338-46301	Matls	0								
		0								
	Total	4,073,000	26,744	2,086,256	1,960,000	0	0	0	0	0

OPERATING IMPACT:

positive	Swr Maint	Replacement of old lines will reduce the frequency of maintenance calls.
----------	-----------	--

STATUS & COMMENTS:

All TV survey work complete by Line Maintenance. On-call Professional Services expenditure with Lemke for surveying and drafting assistance approved February 2019 in the maximum amount of \$55,000.

FYE21 funding of \$1.96M is added to the FY18 SMP to cover funding shortfalls. All other SMP projects pushed back one year.

TOTAL PROJECT BUDGET BY FUND SOURCE AND PURPOSE:

THIS PROJECT NEEDS ASSISTANCE FROM:

Purpose	Fnd 321		Total	
Design	80,000		80,000	Bldg Maint
ROW	20,000		20,000	IT
Utilities	0		0	Pub Wks
Const.	3,973,000		3,973,000	Utilities
Materials	0		0	Parks
				Other
Total	4,073,000	0	4,073,000	

Reimbursable Account?

no

Last Update 3/2/20

CITY OF NORMAN

PROJECT TITLE:	Sewer Maintenance Project FY 2022	PROJECT TYPE:	Wastewater System	Maint.
PROJ. CATEGORY:	Sanitary Sewer Replacements	PROJECT NUMBER:	WW	
DEPARTMENT:	Utilities	ACCOUNT NUMBER:	32193338	
MANAGER:	Mark Daniels	BEGIN & END DATES:	7/1/21	to 6/30/23
WARD(s):	2	LIFE EXPECTANCY:	50 Years	

DETAILED PROJECT DESCRIPTION:

In 2001, the citizen's of Norman approved a Sewer Maintenance Fee of \$5 per month per household to be deposited in the Sewer Maintenance Fund 321. New projects are funded annually with funding utilized for design, inspection and construction activities which will repair or replace our aging sewer collection system including sewer lines and lift stations. Annual rehabilitation project is generally bounded by Westridge Terrace to the west, W. Boyd St. to the North, Wiley Road to the East, and Lindsey Street to the south. Additional lines may be added by staff if funding is available. Repair to or replacement of about 21,100 feet of sewer is needed in the project area, subject to adjustments by staff due to unforeseen system operational considerations. Alternates may be bid, but are not identified yet.

EXPENDITURE SCHEDULE through CITY Accounts by FY

Account Number	Cost Element	TOTAL ALL FISCAL YRS	Actual Prior Years	Budget FYE 2020	Proposed FYE 2021	Projected FYE 2022	Projected FYE 2023	Projected FYE 2024	Projected FYE 2025	Projected Beyond 5 Years
32193338-46201	Design	120,000				120,000				
32193338-46001	ROW	30,000				30,000				
32193338-46701	Utilities	0								
32193338-46101	Const	2,470,000				2,470,000				
32193338-46301	Matls	0								
		0								
	Total	2,620,000	0	0	0	2,620,000	0	0	0	0

OPERATING IMPACT:

positive	Swr Maint	Replacement of old lines will reduce the frequency of maintenance calls.
----------	-----------	--

STATUS & COMMENTS:

\$500,000 of normal SMP funding appropriated to Brookhaven Creek Interceptors to correct potential sewer overflows there.

TOTAL PROJECT BUDGET BY FUND SOURCE AND PURPOSE:

THIS PROJECT NEEDS ASSISTANCE FROM:

Purpose	Fnd 321			Total	Bldg Maint	
Design	120,000			120,000	IT	
ROW	30,000			30,000	Pub Wks	
Utilities	0			0	Utilities	yes
Const.	2,470,000			2,470,000	Parks	
Materials	0			0	Other	
Total	2,620,000	0	0	2,620,000		
Reimbursable Account?	no					

Last Update 3/2/20

CITY OF NORMAN

PROJECT TITLE:	Sewer Maintenance Project FY 2023	PROJECT TYPE:	Wastewater System	Maint.
PROJ. CATEGORY:	Sanitary Sewer Replacements	PROJECT NUMBER:	WW	
DEPARTMENT:	Utilities	ACCOUNT NUMBER:	32193338	
MANAGER:	Mark Daniels	BEGIN & END DATES:	7/1/22	to 6/30/24
WARD(s):	2	LIFE EXPECTANCY:	50 Years	

DETAILED PROJECT DESCRIPTION:

In 2001, the citizen's of Norman approved a Sewer Maintenance Fee of \$5 per month per household to be deposited in the Sewer Maintenance Fund 321. New projects are funded annually with funding utilized for design, inspection and construction activities which will repair or replace our aging sewer collection system including sewer lines and lift stations. Annual rehabilitation project, generally bounded by Main to the North, Imhoff Creek to the west, W. Boyd to the south and Wylie to the East. Additional lines may be added by staff if funding is available. Repair to or replacement of about 18,800 feet of sewer is needed in the project area, subject to adjustments by staff due to unforeseen system operational considerations. Alternates may be bid, but are not identified yet.

EXPENDITURE SCHEDULE through CITY Accounts by FY

Account Number	Cost Element	TOTAL ALL FISCAL YRS	Actual Prior Years	Budget FYE 2020	Proposed FYE 2021	Projected FYE 2022	Projected FYE 2023	Projected FYE 2024	Projected FYE 2025	Projected Beyond 5 Years
32193338-46201	Design	120,000					120,000			
32193338-46001	ROW	30,000					30,000			
32193338-46701	Utilities	0								
32193338-46101	Const	2,470,000					2,470,000			
32193338-46301	Matls	0								
		0								
	Total	2,620,000	0	0	0	0	2,620,000	0	0	0

OPERATING IMPACT:

positive	Swr Maint	Replacement of old lines will reduce the frequency of maintenance calls.
----------	-----------	--

STATUS & COMMENTS:

TOTAL PROJECT BUDGET BY FUND SOURCE AND PURPOSE:

THIS PROJECT NEEDS ASSISTANCE FROM:

Purpose	Fnd 321		Total
Design	120,000		120,000
ROW	30,000		30,000
Utilities	0		0
Const.	2,470,000		2,470,000
Materials	0		0
Total	2,620,000	0	2,620,000

Bldg Maint	
IT	
Pub Wks	
Utilities	yes
Parks	
Other	

Reimbursable Account? no

Last Update 3/2/20

CITY OF NORMAN

PROJECT TITLE:	Sewer Maintenance Project FY 2024	PROJECT TYPE:	Wastewater System	Maint.
PROJ. CATEGORY:	Sanitary Sewer Replacements	PROJECT NUMBER:	WW	
DEPARTMENT:	Utilities	ACCOUNT NUMBER:	32193338	
MANAGER:	T.B.A.	BEGIN & END DATES:	7/1/23	to 6/30/25
WARD(s):	6	LIFE EXPECTANCY:	50 Years	

DETAILED PROJECT DESCRIPTION:

In 2001, the citizen's of Norman approved a Sewer Maintenance Fee of \$5 per month per household to be deposited in the Sewer Maintenance Fund 321. New projects are funded annually with funding utilized for design, inspection and construction activities which will repair or replace our aging sewer collection system including sewer lines and lift stations. Annual rehabilitation project, generally bounded by Boyd St. to the North, Wiley Road to the West, Lindsey Street to the South, and Imhoff Creek/Pickard Ave. to the east; additional lines may be added by staff if funding is available. Repair or replacement of about 19,200 feet of sewer is needed in the project area, subject to adjustments by staff due to unforeseen system operational considerations. Alternates may be bid, but are not identified yet.

EXPENDITURE SCHEDULE through CITY Accounts by FY

Account Number	Cost Element	TOTAL ALL FISCAL YRS	Actual Prior Years	Budget FYE 2020	Proposed FYE 2021	Projected FYE 2022	Projected FYE 2023	Projected FYE 2024	Projected FYE 2025	Projected Beyond 5 Years
32193338-46201	Design	120,000						120,000		
32193338-46001	ROW	30,000						30,000		
32193338-46701	Utilities	0								
32193338-46101	Const	2,470,000						2,470,000		
32193338-46301	Matls	0								
		0								
	Total	2,620,000	0	0	0	0	0	2,620,000	0	0

OPERATING IMPACT:

positive	Swr Maint	Replacement of old lines will reduce the frequency of maintenance calls.
----------	-----------	--

STATUS & COMMENTS:

TOTAL PROJECT BUDGET BY FUND SOURCE AND PURPOSE:

THIS PROJECT NEEDS ASSISTANCE FROM:

Purpose	Fnd 321		Total
Design	120,000		120,000
ROW	30,000		30,000
Utilities	0		0
Const.	2,470,000		2,470,000
Materials	0		0
Total	2,620,000	0	2,620,000

Bldg Maint	
IT	
Pub Wks	
Utilities	yes
Parks	
Other	

Reimbursable Account? no

Last Update 3/2/20

CITY OF NORMAN

PROJECT TITLE:	Sewer Maintenance Project FY 2025	PROJECT TYPE:	Wastewater System	Maint.
PROJ. CATEGORY:	Sanitary Sewer Replacements	PROJECT NUMBER:	WW	
DEPARTMENT:	Utilities	ACCOUNT NUMBER:	32193338	
MANAGER:	Mark Daniels	BEGIN & END DATES:	7/1/24	to 6/30/26
WARD(s):	6	LIFE EXPECTANCY:	50 Years	

DETAILED PROJECT DESCRIPTION:

In 2001, the citizen's of Norman approved a Sewer Maintenance Fee of \$5 per month per household to be deposited in the Sewer Maintenance Fund 321. New projects are funded annually with funding utilized for design, inspection and construction activities which will repair or replace our aging sewer collection system including sewer lines and lift stations.

Annual rehabilitation project, generally bounded by E Boyd to the North, 12th Avenue SW to the West, E Lindsey to the South, and Bishop Creek to the east; additional lines may be added by staff if funding is available. Repair or replacement of about (**Michelle?**) feet of sewer is needed in the project area, subject to adjustments by staff due to unforeseen system operational considerations. Alternates may be bid, but are not identified yet.

EXPENDITURE SCHEDULE through CITY Accounts by FY

Account Number	Cost Element	TOTAL ALL FISCAL YRS	Actual Prior Years	Budget FYE 2020	Proposed FYE 2021	Projected FYE 2022	Projected FYE 2023	Projected FYE 2024	Projected FYE 2025	Projected Beyond 5 Years
32193338-46201	Design	110,000							110,000	
32193338-46001	ROW	30,000							30,000	
32193338-46701	Utilities	0								
32193338-46101	Const	2,480,000							2,480,000	
32193338-46301	Matls	0								
		0								
	Total	2,620,000	0	0	0	0	0	0	2,620,000	

OPERATING IMPACT:

positive	Swr Maint	Replacement of old lines will reduce the frequency of maintenance calls.
----------	-----------	--

STATUS & COMMENTS:

TOTAL PROJECT BUDGET BY FUND SOURCE AND PURPOSE:

THIS PROJECT NEEDS ASSISTANCE FROM:

Purpose	Fnd 321			Total
Design	110,000			110,000
ROW	30,000			30,000
Utilities	0			0
Const.	2,480,000			2,480,000
Materials	0			0
Total	2,620,000	0	0	2,620,000

Bldg Maint	
IT	
Pub Wks	
Utilities	yes
Parks	
Other	

Reimbursable Account? no

Last Update 3/2/20

CITY OF NORMAN

PROJECT TITLE:	Sewer Maintenance Project FY 2026	PROJECT TYPE:	Wastewater System	Maint.
PROJ. CATEGORY:	Sanitary Sewer Replacements	PROJECT NUMBER:	WW	
DEPARTMENT:	Utilities	ACCOUNT NUMBER:	32193338	
MANAGER:	T.B.A.	BEGIN & END DATES:	7/1/25	to 6/30/27
WARD(s):	6	LIFE EXPECTANCY:	50 Years	

DETAILED PROJECT DESCRIPTION:

In 2001, the citizen's of Norman approved a Sewer Maintenance Fee of \$5 per month per household to be deposited in the Sewer Maintenance Fund 321. New projects are funded annually with funding utilized for design, inspection and construction activities which will repair or replace our aging sewer collection system including sewer lines and lift stations. Annual rehabilitation project; the tentative project area is generally bounded by E Boyd to the North, Bishop Creek to the West, E Lindsey to the South, and 24th Avenue SE to the east; additional lines may be added by staff if funding is available. Repair or replacement of about (MICHELLE?) feet of sewer is needed in the project area, subject to adjustments by staff due to unforeseen system operational considerations. Alternates may be bid, but are not identified yet.

EXPENDITURE SCHEDULE through CITY Accounts by FY

Account Number	Cost Element	TOTAL ALL FISCAL YRS	Actual Prior Years	Budget FYE 2020	Proposed FYE 2021	Projected FYE 2022	Projected FYE 2023	Projected FYE 2024	Projected FYE 2025	Projected Beyond 5 Years
32193338-46201	Design	110,000								110,000
32193338-46001	ROW	30,000								30,000
32193338-46701	Utilities	0								
32193338-46101	Const	2,480,000								2,480,000
32193338-46301	Matls	0								
		0								
	Total	2,620,000	0	0	0	0	0	0	0	2,620,000

OPERATING IMPACT:

positive	Swr Maint	Replacement of old lines will reduce the frequency of maintenance calls.
----------	-----------	--

STATUS & COMMENTS:

TOTAL PROJECT BUDGET BY FUND SOURCE AND PURPOSE:

THIS PROJECT NEEDS ASSISTANCE FROM:

Purpose	Fnd 321		Total
Design	110,000		110,000
ROW	30,000		30,000
Utilities	0		0
Const.	2,480,000		2,480,000
Materials	0		0
Total	2,620,000	0	2,620,000

Bldg Maint	
IT	
Pub Wks	
Utilities	yes
Parks	
Other	

Reimbursable Account? no

Last Update 3/2/20

CAPITAL IMPROVEMENTS PLAN

NEW DEVELOPMENT EXCISE TAX FUND –322

ASSUMPTIONS

1. Primary factors affecting project selection and priorities include:
 - Compliance with EPA administrative orders,
 - Relative impact on other parts of the sanitary sewerage system,
 - Maintenance history and service calls,
 - Inspections,
 - Wastewater Master Plan recommendations,
 - Accessibility,
 - Relative location downstream or upstream in the system, and
 - Coordination with nearby infrastructure projects.

2. New sources of revenue were approved by voters on August 14, 2001 became effective October 1, 2001 and are:
 - New Development Excise Tax (Fund 322) – an excise tax on new residential and commercial development to be served by the sewer system; to be used for future improvements and expansion to the city’s wastewater system. The amount generated is dependent on growth, but is anticipated to be \$2 million per year. Projects will be funded primarily Pay Go and debt financed as needed.

3. A 25 member, Council-appointed, Implementation Committee, will prioritize improvements to both the interceptors and the treatment plant with the assistance of staff. For interceptors, the committee might consider the following factors:
 - Sales tax funded project scope should be appropriate to allow funding on a “pay-as-you-go” basis.
 - Those interceptor segments shown to be most severely overloaded under the existing wastewater loading should be most highly rated. Similarly, those becoming overloaded under an obligated loading would have a higher priority than one becoming overloaded under full build-out. Expressed differently, those interceptors needing only a small increase in capacity to meet full build-out demands would have a higher priority than interceptors needing a large increase in capacity.
 - Downstream interceptor segments should generally be of higher priority than upstream segments. Interceptor projects in separate drainage basins can occur simultaneously as they are not interdependent.
 - Since excise tax funding is expected to lag behind sales tax funding, interceptor segments that are the same size under both the obligated and the full build-out scenarios might be funded first. Generally, this implies the service area is close to being fully developed, or a portion of the existing flow will be diverted to the proposed northern wastewater treatment plant.
 - Parallel interceptors might have a lower priority than a replacement interceptor might since additional rights-of-way may be required for parallel interceptors. Right-of-way/easement acquisition often delays project start-up.
 - The new interceptors serving existing customers in the Lift Station D service area must be timed to come on-line concurrently with the proposed northern wastewater treatment plant. Design and right-of-way acquisition for these interceptors might have a high priority while construction might be delayed several years.

4. There are two projects proposed for funding in FYE21 in the amount of \$671,400.

New Development Excise Fund Summary

Fund 322

	FYE 19 ACTUAL	FYE 20 BUDGET	FYE 20 ESTIMATED	FYE 21 PROJECTED	FYE 22 PROJECTED	FYE 23 PROJECTED	FYE 24 PROJECTED	FYE 25 PROJECTED
1 Beginning Fund Balance	\$ 7,760,035	\$ 9,501,985	\$ 7,108,649	\$ 5,215,144	\$ 4,116,164	\$ 2,845,694	\$ 2,413,067	\$ (2,156,937)
2								
3 Operating Revenues:								
4 Excise Tax - Residential	\$ 1,016,024	\$ 1,100,000	\$ 1,100,000	\$ 1,100,000	\$ 1,100,000	\$ 1,100,000	\$ 1,100,000	\$ 1,100,000
5 Excise Tax - Commercial	220,337	300,000	85,000	300,000	300,000	300,000	300,000	300,000
6								
7 Total Operating Revenues	\$ 1,236,361	\$ 1,400,000	\$ 1,185,000	\$ 1,400,000	\$ 1,400,000	\$ 1,400,000	\$ 1,400,000	\$ 1,400,000
8								
9 Total Operating Expenditures	\$ -	\$ -	\$ -	\$ -	\$ -	\$ -	\$ -	\$ -
10								
11 Net Operating Revenue	\$ 1,236,361	\$ 1,400,000	\$ 1,185,000	\$ 1,400,000	\$ 1,400,000	\$ 1,400,000	\$ 1,400,000	\$ 1,400,000
12								
13 Other Revenues:								
14 Interest Income	\$ 137,890	\$ 70,000	\$ 130,000	\$ 70,000	\$ 70,000	\$ 70,000	\$ 70,000	\$ 70,000
15 Bond Proceeds/Grant Reimb.	162,156	-	-	-	-	-	-	-
16 SRF Loan Proceeds	-	-	-	-	-	-	-	-
17 I/F Transf - General Fund	-	-	-	-	-	-	-	-
18 Transfer From Sewer Sales Tax	-	-	-	-	-	-	-	-
19								
20 Total Other Revenues	\$ 300,046	\$ 70,000	\$ 130,000	\$ 70,000	\$ 70,000	\$ 70,000	\$ 70,000	\$ 70,000
21								
22 Other Expenditures:								
23 Debt Service - 09 SRF	\$ 361,067	\$ 360,019	\$ 360,019	\$ 353,085	\$ 353,085	\$ 353,085	\$ 353,085	\$ 353,085
24 Debt Service - 14 SRF	1,534,702	1,284,550	1,284,550	1,544,495	1,547,385	1,549,542	1,546,919	1,551,750
25 Services & maintenance	-	-	-	-	-	-	-	-
26 Capital Projects	292,024	939,700	1,563,936	671,400	840,000	-	4,140,000	380,000
27								
28 Total Other Expenditures	\$ 2,187,793	\$ 2,584,269	\$ 3,208,505	\$ 2,568,980	\$ 2,740,470	\$ 1,902,627	\$ 6,040,004	\$ 2,284,835
29								
30 Net Revenues (Expenditures)	\$ (651,386)	\$ (1,114,269)	\$ (1,893,505)	\$ (1,098,980)	\$ (1,270,470)	\$ (432,627)	\$ (4,570,004)	\$ (814,835)
31								
32 Ending Fund Balance	\$ 7,108,649	\$ 8,387,716	\$ 5,215,144	\$ 4,116,164	\$ 2,845,694	\$ 2,413,067	\$ (2,156,937)	\$ (2,971,772)
33								

New Development Excise Fund Project Table

Fund 322

Pg #	Acct No	Project Number	Project Name	FYE 2020 Budget	FYE 2021	FYE 2022	FYE 2023	FYE 2024	FYE 2025	BEYOND 5 YEARS
EXPENDITURES										
		322-9048-432	WW0065 WWTP Improvements South Phase 2	324,836						0
		322-9048-432	WW0278 Summit Valley Interceptor Payback	207,400						0
99		322-9048-432	WW0308 SE Lift Station Payback	92,000		840,000		3,760,000		0
100		322-9048-432	WW0174 Bishop Creek Interceptors	939,700						1,791,700
101	322-	WW	Brookhaven Creek Interceptors	0	500,000					1,925,000
102	322-	WW	Corporation Addition Utilities	0	171,400					0
103	322-	WW	South WRF Phase 3 BNR Improvements (match)	0				380,000	380,000	16,040,000
104	322-	WW	4.5 MGD North WRF	0						85,000,000
TOTAL NEW DEVELOPMENT EXCISE FUND 322 PROJECTS				1,563,936	671,400	840,000	0	4,140,000	380,000	104,756,700

* closed

- means unused funds to be returned to fund balance at end of fiscal year.

CITY OF NORMAN

PROJECT TITLE:	Corporate Addition Utilities	PROJECT TYPE:	Water System	Improv.
PROJ. CATEGORY:	Water and Wastewater Systems	PROJECT NUMBER:	WA/WW	
DEPARTMENT:	Utilities	ACCOUNT NUMBER:	031/321	
MANAGER:	Mark Daniels	BEGIN & END DATES:	7/1/20	to 6/30/24
WARD(s):		LIFE EXPECTANCY:	50 years	

DETAILED PROJECT DESCRIPTION:

Project will design and construct water distribution and sewage collection facilities to serve Corporate Addition (as preliminary platted) as well as a small additional area east of the round-about. Water improvements consist of about 1,350 feet of 12-inch waterline which connects the existing waterlines along John Saxon Blvd. and the waterlines in Norman Business Park (this loop is required). The sewer improvements consist of about 1200 feet of very deep 8-inch sewer lines constructed going south to the southern boundary of Corporate Addition and then east about 800 feet to the end of the gravity service area. Development further east must be served by a lift station. Phase 2 of project will extend waterline about 4,100 feet east across Saxon Park to 36th SE, then north to connect to existin 12-inch waterline across Highway 9 .

EXPENDITURE SCHEDULE through CITY Accounts by FY

Account Number	Cost Element	TOTAL ALL FISCAL YRS	Actual Prior Years	Budget FYE 2020	FYE 2021	FYE 2022	FYE 2023	FYE 2024	FYE 2025	Beyond 5 Years
322-xxxx-432-62-01	Design	22,400			22,400					
322-xxxx-432-61-01	Const	149,000			149,000					
		0								
031-xxxx-462-61-01	Design	92,800			19,800	73,000				
031-xxxx-462-61-01	Const	618,300			131,400		486,900			
		0								
	322 Total	171,400	0	0	171,400	0	0	0	0	0
	031 Total	711,100	0	0	151,200	73,000	486,900	0	0	0
	Total	882,500	0	0	322,600	73,000	486,900	0	0	0

OPERATING IMPACT:

slight

 Water Fnd ongoing water maintenance

STATUS & COMMENTS:

Water fund (031) to contribute \$151,200; sewer excise tax fund (322) to contribute \$171,400 for phase 1 project.

TOTAL PROJECT BUDGET BY FUND SOURCE AND PURPOSE:

THIS PROJECT NEEDS ASSISTANCE FROM:

Purpose	Fnd 31	Fnd 322		T total	Bldg Maint	
Design	92,800	22,400		115,200	IT	
ROW	0	0		0	Pub Wks	
Utilities	0	0		0	Utilities	
Const.	618,300	149,000		767,300	Parks	
Materials	0	0		0	Other	
Total	711,100	171,400	0	882,500		
Reimbursable Account?						

Last Update 2/26/20

ANNUAL BUDGET

CITY OF NORMAN

PROJECT TITLE:	Summit Valley Interceptor	PROJECT TYPE:	Wastewater System	Improv.
PROJ. CATEGORY:	Wastewater Collection System	PROJECT NUMBER:	WW0278	
DEPARTMENT:	Utilities	ACCOUNT NUMBER:	032/322-90048	
MANAGER:	Nathan Madenwald	BEGIN & END DATES:	7/1/17	to 6/30/20
WARD(s):	5	LIFE EXPECTANCY:	50 years	

DETAILED PROJECT DESCRIPTION:

The Wastewater Master Plan (WWMP) identified sewer interceptor needs throughout Norman to accommodate full build-out of the NORMAN 2025 Plan. The citizens of Norman approved an ongoing excise tax (Fund 322) to provide capacity for future development. Staff has recently prepared cost estimates to serve additional area in SE Norman which currently will gravity flow to the Summit Valley Lift Station (LS). The Summit Valley interceptor will extend northerly to the existing Eastridge LS and allow this LS constructed in the 1980's to be removed from service. The existing Summit Valley LS has capacity to serve the area served by the Eastridge LS. The lift station could initially be funded by developers and/or the NUA with a portion of the funding paid back as additional areas develop.

EXPENDITURE SCHEDULE through CITY Accounts by FY

Account Number	Cost Element	TOTAL ALL FISCAL YRS	Actual Prior Years	Bud or Est FYE 2020	Adopted FYE 2021	Projected FYE 2022	Projected FYE 2023	Projected FYE 2024	Projected FYE 2025	Projected Beyond 5 Years
3299048-46201	Design	54,000	51,000	3,000						
3299048-46101	Const	463,600	1,242	402,358	60,000					
3290048-46001	ROW	14,900		14,900						
		0								
3229048-46101	Const	207,400		207,400						
	Const	0								
	322 Total	207,400	0	207,400	0	0	0	0	0	0
	032 Total	532,500	52,242	420,258	60,000	0	0	0	0	0

OPERATING IMPACT:

more revenue	Wstwr Fnd	reduced future maintenance for new lift stations
--------------	-----------	--

STATUS & COMMENTS:

Funding to construct interceptor to Eastridge LS and demolish LS is 100% Sewer Reclamation Fund (032). Funding to upsize SS is 100% excise tax (322). Construction is 90% complete and project should be complete in April 2020.
FYE20 construction account 3299048 expected to be increased by \$60K to fund wetwell renovations by change order; increase is shown on this form in FYE21.

TOTAL PROJECT BUDGET BY FUND SOURCE AND PURPOSE:

THIS PROJECT NEEDS ASSISTANCE FROM:

Purpose	Fnd 32	Fnd 322	Private	Total	Bldg Maint
Design	54,000			54,000	IT
ROW	14,900			14,900	Pub Wks
Utilities				0	Utilities
Const.	463,600	207,400	0	671,000	Parks
Materials				0	Other
T total	532,500	207,400	0	739,900	
Reimbursable Account?	no				

Last Update 2/4/20

CITY OF NORMAN

PROJECT TITLE:	South WRF Phase 3 BNR Improvements	PROJECT TYPE:	Wastewater System	Improv.
PROJ. CATEGORY:	Wastewater Improvements	PROJECT NUMBER:	WW	
DEPARTMENT:	Utilities	ACCOUNT NUMBER:	032/323-9048-432	
MANAGER:	Mark Daniels	BEGIN & END DATES:	7/1/19	to 6/30/24
WARD(s):	All	LIFE EXPECTANCY:	50 years	

DETAILED PROJECT DESCRIPTION:

The Wastewater Master Plan recommended expansion of the South WRF to 17 MGD. The engineering report for the South WRF Improvements identified the Phase 2 Improvements as well as anticipated improvements necessary to upgrade treatment processes to improve effluent quality and possibly allow indirect potable reuse. It is assumed the Phase 2 South WRF improvements are in place prior to this project.

The Phase 3 improvements will likely include the addition of biological nutrient removal (BNR) to reduce phosphorus and nitrogen and an effluent pump station followed by filtration to further reduce solids. This phase would be required if our effluent discharge permit is made more stringent or if reuse of highly treated effluent for water supply use is implemented. It is assumed that DEQ regulations allowing indirect reuse will become effective in 2020.

EXPENDITURE SCHEDULE through CITY Accounts by FY

Account Number	Cost Element	TOTAL ALL FISCAL YRS	Actual Prior Years	Budget FYE 2020	Adopted FYE 2021	Projected FYE 2022	Projected FYE 2023	Projected FYE 2024	Projected FYE 2025	Projected Beyond 5 Years
322-6201	Design	3,800,000						380,000	380,000	3,040,000
032-6201	Design	17,000,000						1,700,000	1,700,000	13,600,000
322-6001	ROW	0								0
032-6001	ROW	0								0
322-6101	Const	13,000,000								13,000,000
032-6101	Const	71,500,000								71,500,000
	Fund 32 Total	88,500,000	0	0	0	0	0	1,700,000	1,700,000	85,100,000
	Fund 322 Total	16,800,000	0	0	0	0	0	380,000	380,000	16,040,000
	Total	105,300,000	0	0	0	0	0	2,080,000	2,080,000	101,140,000
OPERATING IMPACT:	high	Wstwr Fnd	higher power costs to operate BNR basins and effluent pump station							

STATUS & COMMENTS:

Project costs originally taken from the Phase 2 WRF Expansion engineering report dated November 2011. Costs were updated in a 2015 report to the COMCD regarding augmentation with 15 MGD of effluent to Lake Thunderbird. Construction of effluent pipeline to Dave Blue Creek and BNR treatment reduce turbidity, phosphorus and nitrogen to typical augmentation levels are included and inflated to 2023. Design and inspection is based on 20% of total construction cost. The revised cost estimate shown above assumes the following:

- Design of the WRF BNR expansion is initiated in FYE23 while construction is initiated in FYE26.
- Cost sharing for the filtration design & construction is 18%/82% (excise tax/wastewater fund) based on the obligated flow of 13.9 MGD and the design flow of 17.0 MGD; 13.9/17.0 = 81.8%. The citizens of Norman approved an ongoing sewer excise tax (SET) on new development to fund future needs (Fund 322) while the wastewater fund (032) is assumed to pay for existing or obligated needs.

Project is moved back one year so design would be initiated in FYE23; costs are inflated 2.5%.

TOTAL PROJECT BUDGET BY FUND SOURCE AND PURPOSE:

THIS PROJECT NEEDS ASSISTANCE FROM:

Purpose	Fnd 322	Fnd 32	Total	Bldg Maint	
Design	3,800,000	17,000,000	20,800,000	IT	yes
ROW	0	0	0	Pub Wks	
Utilities			0	Utilities	
Const.	13,000,000	71,500,000	84,500,000	Parks	
Materials			0	Other	
Total	16,800,000	88,500,000	105,300,000		
Reimbursable Account?	no	no			Last Update 2/4/20

CITY OF NORMAN

PROJECT TITLE:	SE Norman Lift Station	PROJECT TYPE:	Wastewater System	Improv.
PROJ. CATEGORY:	Wastewater Collection System	PROJECT NUMBER:	WW0308	
DEPARTMENT:	Utilities	ACCOUNT NUMBER:	32290048	
MANAGER:	Mark Daniels	BEGIN & END DATES:	7/1/16	to 6/30/24
WARD(s):	5	LIFE EXPECTANCY:	50 years	

DETAILED PROJECT DESCRIPTION:

The Wastewater Master Plan (WWMP) identified sewer interceptor needs throughout Norman to accommodate full build-out of the NORMAN 2025 Plan. The citizens of Norman approved an ongoing excise tax (Fund 322) to provide capacity for future development. Staff has recently updated the wastewater model to project flows generated from full build-out of the Destin Landing Development in SE Norman. A series of interceptors as well as one large lift station with flow equalization can eliminate one existing and three proposed lift stations in southeast Norman. This project will estimate project costs, assign wastewater generation estimates to undeveloped properties to be serviced, and prorate payback costs per parcel based on wastewater generation projections. The lift station might initially be funded by developers and/or the NUA with a portion of the funding paid back as additional areas develop.

EXPENDITURE SCHEDULE through CITY Accounts by FY

Account Number	Cost Element	TOTAL ALL FISCAL YRS	Actual Prior Years	Bud or Est FYE 2020	Adopted FYE 2021	Projected FYE 2022	Projected FYE 2023	Projected FYE 2024	Projected FYE 2025	Projected Beyond 5 Years
32290048-46201	Design	563,000		92,000		471,000				
32290048-46101	Const	3,760,000						3,760,000		
32290048-46001	ROW	369,000				369,000				
	Total	4,692,000	0	92,000	0	840,000	0	3,760,000	0	0

OPERATING IMPACT:

more revenue	Wstwr Fnd	reduced future maintenance for new and existing lift stations
--------------	-----------	---

STATUS & COMMENTS:

NUA funding is expected to be 100% excise tax; however, if any existing service areas are connected to the new lift station (such as Summit Valley) , water reclamation funding might be utilized to accommodate existing users.

TOTAL PROJECT BUDGET BY FUND SOURCE AND PURPOSE:

THIS PROJECT NEEDS ASSISTANCE FROM:

Purpose	Fnd 322			Total	Bldg Maint	
Design	563,000			563,000	IT	yes
ROW	369,000			369,000	Pub Wks	
Utilities				0	Utilities	
Const.	3,760,000			3,760,000	Parks	
Materials				0	Other	
Total	4,692,000		0	4,692,000		
Reimbursable Account?	no					

Last Update 2/4/20

CITY OF NORMAN

PROJECT TITLE:	Bishop Creek Interceptor Replacements	PROJECT TYPE:	Wastewater System	Improv.
PROJ. CATEGORY:	Wastewater Collection System	PROJECT NUMBER:	WW0174	
DEPARTMENT:	Utilities	ACCOUNT NUMBER:	321/322-90048	
MANAGER:	Nathan Madenwald	BEGIN & END DATES:	7/1/19	to 6/30/35
WARD(s):		LIFE EXPECTANCY:	50 years	

DETAILED PROJECT DESCRIPTION:

Under the Wastewater Flow Monitoring project (WW0042), HDR Engineering completed city-wide flow monitoring and wastewater modeling to simulate the affect a 5-year 4-hour design storm on the existing collection system. Thirty-two flow meters and ten rain gauges utilized to collect dry and wet weather flow data and project wastewater loading under full buildout of the 2025 Land Use Plan. Capacity analysis report recommended improvements necessary to prevent overflow during the design storm at full buildout. Approximately 20,600 feet of sewer lines in the Bishop Creek wastewater basin (Table 4-2) will need improvement to accomodate the full build-out wastewater flows; improvements are scheduled based on age and condition of the existing piping and the frequency of sewer system overflows. Ongoing sewer replacements under the Sewer Maintenance Plan may continue to decrease infiltration and inflow into the collection system and reduce the need for these improvements in the future.

EXPENDITURE SCHEDULE through CITY Accounts by FY

Account Number	Cost Element	TOTAL ALL FISCAL YRS	Actual Prior Years	Budget FYE 2019	FYE 2020	FYE 2021	FYE 2022	FYE 2023	FYE 2024	Beyond 5 Years
32190048-46201	Design	826,000		342,000						484,000
32190048-46001	ROW	126,100		35,000						91,100
32190048-46101	Const	5,502,200		2,273,000						3,229,200
32290048-46201	Design	349,100		121,100						228,000
32290048-46001	ROW	55,600		12,700						42,900
32290048-46101	Const	2,326,700		805,900						1,520,800
Total		9,185,700	0	3,589,700	0	0	0	0	0	5,596,000

OPERATING IMPACT:

slight

 Wstwd Fnd reduced infiltration and inflow, reduced probability of overflow and DEQ fines

STATUS & COMMENTS:

2014 construction cost estimate was \$5.01M. Future construction cost estimates assume 2.5% annual increase in construction costs through assumed start date. FYE20 project includes replacement of aerial crossing over Bishop Creek north of Highway 9 and replacement of several large diameter sewer segments near this location between Constitution on the north, Dewey Avenue on the west and Classen on the east. Remaining Bishop Creek projects are assumed to begin construction in 2030. Overall project cost has been inflated to \$8.3M.

TOTAL PROJECT BUDGET BY FUND SOURCE AND PURPOSE:

THIS PROJECT NEEDS ASSISTANCE FROM:

Purpose	Fnd 321	Fnd 322		Total	Bldg Maint	
Design	826,000	349,100		1,175,100	IT	
ROW	126,100	55,600		181,700	Pub Wks	
Utilities				0	Utilities	
Const.	5,502,200	2,326,700		7,828,900	Parks	
Materials				0	Other	
Total	6,454,300	2,731,400	0	9,185,700		
Reimbursable Account?						

Last Update 2/4/20

CAPITAL IMPROVEMENTS PLAN

SANITATION FUND - 33

ASSUMPTIONS

1. All Projects are scheduled on a Paygo basis and cannot be funded until and unless the voters approve a revenue rate increase and/or revenue bonds.
2. Revenues from the Sanitation Fees shall be used for construction of new facilities or maintenance of existing facilities.
3. Seven projects are proposed for funding in FYE21 in the amount of \$2,985,000.

Sanitation Fund Summary

Fund 33

	FYE 19 ACTUAL	FYE 20 BUDGET	FYE 20 ESTIMATED	FYE 21 PROJECTED	FYE 22 PROJECTED	FYE 23 PROJECTED	FYE 24 PROJECTED	FYE 25 PROJECTED
1 Beginning Fund Balance	\$ 13,148,780	\$ 9,322,503	\$ 14,805,415	\$ 9,690,724	\$ 7,900,159	\$ 9,214,883	\$ 10,576,513	\$ 11,543,071
2								
3 Operating Revenues:								
4 Enterprise Fund Fees/Chgs	\$ 14,762,217	\$ 15,000,000	\$ 15,000,000	\$ 15,280,000	\$ 15,550,000	\$ 15,830,000	\$ 15,830,000	\$ 15,830,000
5 Other Revenue	468,554	221,874	221,874	224,093	226,334	228,597	230,883	233,192
6								
7 Total Operating Revenues	\$ 15,230,771	\$ 15,221,874	\$ 15,221,874	\$ 15,504,093	\$ 15,776,334	\$ 16,058,597	\$ 16,060,883	\$ 16,063,192
8								
9 Operating Expenditures:								
10 Salaries / Benefits	\$ 4,300,984	\$ 4,569,049	\$ 4,569,049	\$ 4,326,069	\$ 4,542,372	\$ 4,769,491	\$ 5,007,966	\$ 5,258,364
11 Supplies / Materials	1,003,351	1,219,343	1,218,451	1,203,412	1,215,446	1,227,600	1,239,876	1,252,275
12 Services / Maintenance	3,326,903	3,878,838	3,900,412	3,917,946	3,957,125	3,996,696	4,036,663	4,077,030
13 Internal Services	709,367	757,284	757,284	776,923	792,461	808,310	824,476	840,966
14 Cost Allocations	1,779,627	1,508,688	1,508,688	1,542,813	1,558,241	1,573,823	1,589,561	1,605,457
15								
16 Total Operating Expenditures	\$ 11,120,232	\$ 11,933,202	\$ 11,953,884	\$ 11,767,163	\$ 12,065,645	\$ 12,375,920	\$ 12,698,542	\$ 13,034,092
17								
18 Net Operating Revenue	\$ 4,110,539	\$ 3,288,672	\$ 3,267,990	\$ 3,736,930	\$ 3,710,689	\$ 3,682,677	\$ 3,362,341	\$ 3,029,100
19								
20 Other Revenue:								
21 Interest Income	\$ 415,253	\$ 100,000	\$ 300,000	\$ 300,000	\$ 300,000	\$ 300,000	\$ 300,000	\$ 300,000
22 Bond/Grant Proceeds	-	-	-	-	-	-	-	-
23								
24 Total Other Revenue	\$ 415,253	\$ 100,000	\$ 300,000	\$ 300,000	\$ 300,000	\$ 300,000	\$ 300,000	\$ 300,000
25								
26 Other Expenditures:								
27 Audit Accruals/Adjustments	\$ 104,232							
28 Capital Equipment	1,899,895	2,157,842	2,651,990	2,521,956	2,200,000	2,200,000	2,200,000	2,200,000
29 Debt Service - 2010 Notes	317,401	1,634,768	1,634,768	320,539	320,965	321,047	320,783	160,174
30 Debt Service - 2013 Notes	166,362	-	-	-	-	-	-	-
31 Capital Projects	381,267	210,000	4,395,923	2,985,000	175,000	100,000	175,000	100,000
32 I/F Transfer - General Fund - Meter Svs	-	-	-	-	-	-	-	-
33								
34 Total Other Expenditures	\$ 2,869,157	\$ 4,002,610	\$ 8,682,681	\$ 5,827,495	\$ 2,695,965	\$ 2,621,047	\$ 2,695,783	\$ 2,460,174
35								
36 Net Revenues (Expenditures)	\$ 1,656,635	\$ (613,938)	\$ (5,114,691)	\$ (1,790,565)	\$ 1,314,724	\$ 1,361,630	\$ 966,558	\$ 868,926
37								
38 Ending Fund Balance	\$ 14,805,415	\$ 8,708,565	\$ 9,690,724	\$ 7,900,159	\$ 9,214,883	\$ 10,576,513	\$ 11,543,071	\$ 12,411,997
39								
40 Reserves								
41 Reserve for Operations	\$ 889,619	\$ 954,656	\$ 956,311	\$ 941,373	\$ 965,252	\$ 990,074	\$ 1,015,883	\$ 1,042,727
42 Reserve for Capital	3,920,974	3,139,239	2,971,391	2,337,500	2,325,000	2,337,500	2,300,000	2,300,000
43 Reserve (Deficit) Surplus	9,994,823	4,614,670	5,763,022	4,621,286	5,924,631	7,248,939	8,227,188	9,069,270
44								
45 Total Reserves	\$ 14,805,415	\$ 8,708,565	\$ 9,690,724	\$ 7,900,159	\$ 9,214,883	\$ 10,576,513	\$ 11,543,071	\$ 12,411,997

Sanitation Fund Project Table

Fund 33

Pg #	Acct No	Project Number	Project Name	FYE 2020 Budget	FYE 2021	FYE 2022	FYE 2023	FYE 2024	FYE 2025	BEYOND 5 YEARS
EXPENDITURES										
		33999975	SA0014	Compost Area Pad Improvements	175,000	0	175,000	0	175,000	0
108		33999975	SA0019	Compost Facility Scale House	110,000	50,000	0	0	0	0
		33999975	SA0015	Effluent Truck Washing Facility	455,000	100,000	0	0	0	0
		33999975	SA0016	Effluent Reuse at Compost Facility	433,852	0	0	0	0	0
		33999975	SA0018	Sanitation Master Plan	300,000	0	0	0	0	0
100		33999975	SA0005	Transfer Station Renovation	200,584	100,000	0	100,000	0	100,000
		33999975	SA0009	Sanit Cont Maint Facility	460,000	400,000	0	0	0	0
		33999975	SA0010	East Norman Recycle Center	0	0	0	0	0	0
		33999975	SA0011	Sanit Office Improvements	53,120	0	0	0	0	0
		33999975	WW0312	WRF Class A Sludge Improvement	1,208,367	0	0	0	0	0
		33999975	SA00xx	Compost Facility Land Purchase	0	350,000	0	0	0	0
		33999975	SA00xx	New Sanitation Facility	0	1,785,000	0	0	0	0
		33999975	SA00xx	West Norman Recycle Center	0	200,000	0	0	0	0
		33999975	SA0012	Material Recovery Facility	1,000,000	0	0	0	0	0
		33999975	SA0013	Compost Equipment Storage Shed	0	0	0	0	0	0
TOTAL SANITATION FUND 33 PROJECTS				\$4,395,923	\$2,985,000	\$175,000	\$100,000	\$175,000	\$100,000	\$0

* closed

- means unused funds to be returned to fund balance at end of fiscal year.

CITY OF NORMAN

PROJECT TITLE:	New Sanitation Facility	PROJECT TYPE:	Bldgs & Gnds	Improvmt.
PROJ. CATEGORY:	Buildings and Grounds	PROJECT NUMBER:	33999975	
DEPARTMENT:	Utilities	ACCOUNT NUMBER:	SA00XX	
MANAGER:	Bret Scovill	BEGIN & END DATES:	7/1/20	to 6/30/23
WARD(s):		LIFE EXPECTANCY:	2 Years	

DETAILED PROJECT DESCRIPTION:

Build new Sanitation Division Offices due to staffing growth and to allow Fleet Maintenance/Public Works to utilize old Sanitation Division Office for other uses. Additionally, the project would install compressed natural gas (CNG) fueling ports for sanitation vehicles and improve parking areas.

EXPENDITURE SCHEDULE through CITY Accounts by FY

Account Number	Cost Element	TOTAL ALL FISCAL YRS	Actual Prior Years	Budget FYE 2020	FYE 2021	FYE 2022	FYE 2023	FYE 2024	FYE 2025	Beyond 5 Years
33999975-46201	Design	225,000			225,000					
33999975-46001	ROW	0			0					
33999975-46701	Utilities	60,000			60,000					
33999975-46101	Const	1,500,000			1,500,000					
33999975-46301	Matls	0								
		0								
	Total	1,785,000	0	0	1,785,000	0	0	0	0	0

OPERATING IMPACT: positive San Fnd ongoing maintenance

STATUS & COMMENTS:

The current Sanitation Division office is configured where the employees have to travel through the offices to see the supervisors. This office is responsible for over 400,000 services per month. Constant traffic of employees through the operating facilities causes service interruptions. Additionally, the Sanitation Division is in need of additional CNG ports for trucks. A new facility would include an employee parking area that will open existing parking spaces to accommodate CNG trucks. Staffing levels necessary to meet customer service needs have exceeded the current space within the facility necessitating the new facility.

TOTAL PROJECT BUDGET BY FUND SOURCE AND PURPOSE:

THIS PROJECT NEEDS ASSISTANCE FROM:

Purpose	Other			Total
Design	225,000			225,000
ROW	0			0
Utilities	60,000			60,000
Const.	1,500,000			1,500,000
Materials	0			0
Total	1,785,000	0	0	1,785,000

Bldg Maint	
IT	yes
Pub Wks	yes
Utilities	yes
Parks	
Other	

Reimbursable Account?

Last Update 1/6/20

CITY OF NORMAN

PROJECT TITLE:	Compost Land Purchase	PROJECT TYPE:	Bldgs & Gnds	Improv.
PROJ. CATEGORY:	Buildings and Grounds	PROJECT NUMBER:	33999975	
DEPARTMENT:	Utilities	ACCOUNT NUMBER:	SA00XX	
MANAGER:	Bret Scovill	BEGIN & END DATES:	7/1/18	to 6/30/25
WARD(s):		LIFE EXPECTANCY:	50 Years	

DETAILED PROJECT DESCRIPTION:

The existing yard waste compost facility is generally bounded to the north by Bratcher Minor Road; however, a strip of land west of the existing entrance is under private ownership. This entity also owns land north of Bratcher Minor Road which is expected to be purchased by the NUA under project WW0170 for potential treatment plant expansions in the future. Approximately 14.55 acres of the 20.8 acre tract (70%) are located south of Bratcher Minor Road and west of OG&E while 6.25 acres (30%) are located north of the road and east of OG&E. The road easement is approximately 2.00 acres of the total ownership of 20.8 acres.

EXPENDITURE SCHEDULE through CITY Accounts by FY

Account Number	Cost Element	TOTAL ALL FISCAL YRS	Actual Prior Years	Budget FYE 2020	FYE 2021	FYE 2022	FYE 2023	FYE 2024	FYE 2025	Beyond 5 Years
33999975-46201	Design	0								
33999975-46001	ROW	350,000			350,000					
33999975-46701	Utilities	0								
33999975-46101	Const	0								
33999975-46301	Matls	0								
		0								
	Total	350,000	0	0	350,000	0	0	0	0	0

OPERATING IMPACT: positive San Fnd ongoing maintenance

STATUS & COMMENTS:

Potential purchase price is \$450,000 but \$500,000 will be budgeted for purchase and acquisition costs. The Sanitation Fund (033) will fund 70% or \$350,000 for Compost Facility improvements and 30% or \$150,000 will be funded by Water Reclamation Fund (032) for WRF improvements under Project WW0170.

TOTAL PROJECT BUDGET BY FUND SOURCE AND PURPOSE:

THIS PROJECT NEEDS ASSISTANCE FROM:

Purpose	Other			Total	Bldg Maint	
Design	0			0	IT	
ROW	350,000			350,000	Pub Wks	
Utilities	0			0	Utilities	yes
Const.	0			0	Parks	
Materials	0			0	Other	
	Total	350,000	0	0	350,000	
Reimbursable Account?						

Last Update 2/7/20

CITY OF NORMAN

PROJECT TITLE:	Compost Area Pad Improvements	PROJECT TYPE:	Bldgs & Gnds	Improv.
PROJ. CATEGORY:	Buildings and Grounds	PROJECT NUMBER:	33999975	
DEPARTMENT:	Utilities	ACCOUNT NUMBER:	SA0014	
MANAGER:	Bret Scovill	BEGIN & END DATES:	7/1/18	to 6/30/25
WARD(s):		LIFE EXPECTANCY:	2 Years	

DETAILED PROJECT DESCRIPTION:

The gravel base of the current yard waste compost facility has settled in areas due to continued use since initial construction and needs to be upgraded for current operations to continue. The upgrades will require areas of settlement to be excavated, filled with clay or other structural materials, compacted, and covered with 6 to 12 inches of gravel to level the working surface.

EXPENDITURE SCHEDULE through CITY Accounts by FY

Account Number	Cost Element	TOTAL ALL FISCAL YRS	Actual Prior Years	Budget FYE 2020	FYE 2021	FYE 2022	FYE 2023	FYE 2024	FYE 2025	Beyond 5 Years
33999975-46201	Design	55,000		25,000		15,000		15,000		
33999975-46001	ROW	0								
33999975-46701	Utilities	0								
33999975-46101	Const	470,000		150,000		160,000		160,000		
33999975-46301	Matls	0								
		0								
	Total	525,000	0	175,000	0	175,000	0	175,000	0	0

OPERATING IMPACT:

positive	San Fnd	ongoing maintenance
----------	---------	---------------------

STATUS & COMMENTS:

The working surface of the compost facility has deteriorated over time since construction completion in April 2009. Cosmetic repairs (filling holes with rock) has not solved the problem and a more permanent, structural remedy is required. Additional funding is proposed every other year for this purpose; funding will carry over from year to year.

TOTAL PROJECT BUDGET BY FUND SOURCE AND PURPOSE:

THIS PROJECT NEEDS ASSISTANCE FROM:

Purpose	Other			Total	Bldg Maint	
Design	55,000			55,000	IT	
ROW	0			0	Pub Wks	
Utilities	0			0	Utilities	yes
Const.	470,000			470,000	Parks	
Materials	0			0	Other	
Total	525,000	0	0	525,000		
Reimbursable Account?						

Last Update 1/6/20

CITY OF NORMAN

PROJECT TITLE:	Sanitation Truck Wash Facility	PROJECT TYPE:	Bldgs & Gnds	Improv.
PROJ. CATEGORY:	Building Improvements	PROJECT NUMBER:	SA0015	
DEPARTMENT:	Utilities	ACCOUNT NUMBER:	33999975	
MANAGER:	Nathan Madenwald	BEGIN & END DATES:	7/1/17	to 6/30/21
WARD(s):	7	LIFE EXPECTANCY:	20 years	

DETAILED PROJECT DESCRIPTION:

Under this project, a non-potable water line from the Water Reclamation Facility (WRF) may be extended to the Sanitation Yard south of the WRF where an automated truck wash will be constructed to allow reuse of treated effluent. Sanitation spends close to \$30,000 per year on a truck washing contract. All wastewater generated will be returned to the WRF. Certain DEQ criteria have to be met regarding reuse of treated effluent; the truck washing must be fully automated to ensure no human contact with the reuse water or a pre treatment system (Ozone) to render the water harmless is required. A periodic maintenance program for the facility should also be developed.

EXPENDITURE SCHEDULE through CITY Accounts by FY

Account Number	Cost Element	TOTAL ALL FISCAL YRS	Actual Prior Years	Budget FYE 2020	FYE 2021	FYE 2022	FYE 2023	FYE 2024	FYE 2025	Beyond 5 Years
33999975-46201	Design	62,050		62,050						
33999975-46001	ROW	0								
33999975-46701	Utilities	0								
33999975-46101	Const	492,950	0	392,950	100,000					
33999975-46301	Matls	0								
		0								
	Total	555,000	0	455,000	100,000	0	0	0	0	0

OPERATING IMPACT:

positive

 San Fnd Currently we are paying just under 30K annually to a sub contractor.

STATUS & COMMENTS:

With the City's acquisition of the CART system from the University of Oklahoma and the need to construct washing facilities for buses at the North Base complex, funding for this facility will likely be combined with funds from General Fund to construct a shared truck/bus washing facility. An additional \$100,000 was added based on more recent cost estimates. This project will have an immediate beneficial impact by eliminating a subcontractor. The original project proposed north of the Water Reclamation Facility (WRF) included the construction of water and sewer lines, a concrete pad, and the automated truck wash components. DEQ would not allow reuse water in truck wash without more expensive additional treatment. There are no outside revenue sources. The construction cost was originally estimated at \$395,000. PO#323955 for Contract K-1920-15 was in the amount of \$62,050 issued to Studio Architecture for design of facility in FYE20 but this effort has been put on hold.

TOTAL PROJECT BUDGET BY FUND SOURCE AND PURPOSE:

THIS PROJECT NEEDS ASSISTANCE FROM:

Purpose	Fnd 33			Total	Bldg Maint	
Design	62,050			62,050		
ROW				0		
Utilities				0		
Const.	492,950			492,950		
Materials				0		
Total	555,000	0	0	555,000		
Reimbursable Account?	no					

IT	
Pub Wks	
Utilities	
Parks	
Other	

Last Update 1/6/20

CITY OF NORMAN

PROJECT TITLE:	Compost Facility Scale House	PROJECT TYPE:	Bldgs & GnDs	Improv.
PROJ. CATEGORY:	Building Improvements	PROJECT NUMBER:	SA00XX	
DEPARTMENT:	Utilities	ACCOUNT NUMBER:	033-9975-432	
MANAGER:	Bret Scovill	BEGIN & END DATES:	7/1/19	to 6/30/21
WARD(s):		LIFE EXPECTANCY:	10 Years	

DETAILED PROJECT DESCRIPTION:

Purchase and install portable metal building as scalehouse at Yard Waste Composting Facility located on Bratcher Minor Road west of Jenkins. Building will serve as scalehouse with toilet, work/storage room with one small office serving two full-time employees and visitors. Building will replace smaller prefab building purchased in about 2003 which is severely deteriorated and inadequate. Building size will be approximately 400 SF with HVAC (\$90,000). Project will also include provision of a computer/email (\$5000) and extension and re-connection of existing water, sewer and electric utilities (\$5,000). Design fees are included to allow competitive bidding for the purchase and installation of the building.

EXPENDITURE SCHEDULE through CITY Accounts by FY

Account Number	Cost Element	TOTAL ALL FISCAL YRS	Actual Prior Years	Budget FYE 2020	FYE 2021	FYE 2022	FYE 2023	FYE 2024	FYE 2025	Beyond 5 Years
33999975-46201	Design	10,000		10,000						
33999975-46001	ROW	0								
33999975-46701	Utilities	5,000		5,000						
33999975-46101	Const	140,000		90,000	50,000					
33999975-46301	Matls	5,000		5,000						
		0								
	Total	160,000	0	110,000	50,000	0	0	0	0	0

OPERATING IMPACT: negligible San Fnd

STATUS & COMMENTS:

Staff recommends adding electronic scales to accurately record weight in lieu of volume estimations. Weight measurements allow accurate measurements and allow estimates of future capital needs especially considering proposed co-composting at the site. Sale of product to commercial enterprises would also be more accurate and increase revenues.
Add \$50,000 in FYE21 for purchase of scales at facility

TOTAL PROJECT BUDGET BY FUND SOURCE AND PURPOSE:

THIS PROJECT NEEDS ASSISTANCE FROM:

Purpose	Fnd 33		Total	Bldg Maint
Design	10,000		10,000	
ROW	0		0	
Utilities	5,000		5,000	yes
Const.	140,000		140,000	
Materials	5,000		5,000	
Total	160,000	0	160,000	
Reimbursable Account?	no			

Last Update 1/6/20

CITY OF NORMAN

PROJECT TITLE:	West Norman Recycling Center	PROJECT TYPE:	Bldgs & Gnds	Improvmt.
PROJ. CATEGORY:	Sanitation Projects	PROJECT NUMBER:	SA00XX	
DEPARTMENT:	Utilities	ACCOUNT NUMBER:	3.4E+07	
MANAGER:	Bret Scovill	BEGIN & END DATES:	7/1/20	to 6/30/21
WARD(s):	All	LIFE EXPECTANCY:	10 years	

DETAILED PROJECT DESCRIPTION:

The City of Norman has utilized a recycling center site on West Main adjacent to Hobby Lobby for many years; the site has been sold causing the recycling center to close. it is expected that the NMA will construct an asphalt pad with dimensions of approximately 110 feet by 130 feet, and reset three 20 yard rolloff containers for glass, steel cans, aluminum and mixed office paper. Staff will also set five 8 yard containers for cardboard and set two 4 yard containers for newspaper. The proposed site has not yet been located.

EXPENDITURE SCHEDULE through CITY Accounts by FY

Account Number	Cost Element	TOTAL ALL FISCAL YRS	Actual Prior Years	Budget FYE 2020	FYE 2021	FYE 2022	FYE 2023	FYE 2024	FYE 2025	Beyond 5 Years
33999975-46201	Design	0								
33999975-46001	ROW	0								
33999975-46701	Utilities	5,000			5,000					
33999975-46101	Const	150,000			150,000					
33999975-46301	Matls	45,000			45,000					
		0								
	Total	200,000	0	0	200,000	0	0	0	0	0

OPERATING IMPACT: negligible San Fnd

STATUS & COMMENTS:

Construction costs based on actual costs incurred for the new recycling center constructed at the Eastside Library in 2019.

TOTAL PROJECT BUDGET BY FUND SOURCE AND PURPOSE:

THIS PROJECT NEEDS ASSISTANCE FROM:

Purpose	Fnd 33			Total	Bldg Maint	
Design	0			0	IT	
ROW	0			0	Pub Wks	
Utilities	5,000			5,000	Utilities	yes
Const.	150,000			150,000	Parks	
Materials	45,000			45,000	Other	
	Total	200,000	0	0	200,000	
Reimbursable Account?	no					

Last Update 1/6/20

CITY OF NORMAN

PROJECT TITLE:	Container Maintenance Facility	PROJECT TYPE:	Bldgs & Gnds	Improvmt.
PROJ. CATEGORY:	Sanitation Projects	PROJECT NUMBER:	SA0009	
DEPARTMENT:	Utilities	ACCOUNT NUMBER:	33999975	
MANAGER:	Bret Scovill/Nathan Madenwald	BEGIN & END DATES:	7/1/18	to 6/30/21
WARD(s):	7	LIFE EXPECTANCY:		

DETAILED PROJECT DESCRIPTION:

The existing container maintenance facility at the Compost Facility needs to be reconstructed or relocated to the new container storage site north of the WRF. This project will construct a new, enlarged container maintenance facility, the existing facility is inadequately sized and it not compliant with current welding and painting regulations.

EXPENDITURE SCHEDULE through CITY Accounts by FY

Account Number	Cost Element	TOTAL ALL FISCAL YRS	Actual Prior Years	Budget FYE 2020	FYE 2021	FYE 2022	FYE 2023	FYE 2024	FYE 2025	Beyond 5 Years
33999975-46201	Design	72,350		72,350						
33999975-46001	ROW	0								
33999975-46701	Utilities	0		0						
33999975-46101	Const	787,650		387,650	400,000					
33999975-46301	Matls	0								
		0								
	Total	860,000	0	460,000	400,000	0	0	0	0	0

OPERATING IMPACT: negligible San Fnd Utilities, Maintenance

STATUS & COMMENTS:

Expect this project to be combined with WRF Effluent Truck Wash project to be located at compost facility (WW0050). RFP completed and Studio Architecture selected; PO#323955 in amount of \$72,350 issued.

TOTAL PROJECT BUDGET BY FUND SOURCE AND PURPOSE:

THIS PROJECT NEEDS ASSISTANCE FROM:

Purpose	Fnd 33		Total	Bldg Maint	
Design	72,350		72,350	IT	
ROW	0		0	Pub Wks	
Utilities	0		0	Utilities	yes
Const.	787,650		787,650	Parks	
Materials			0	Other	
Total	860,000	0	860,000		
Reimbursable Account?	no				

Last Update 2/6/20

ANNUAL BUDGET

CITY OF NORMAN

PROJECT TITLE:	Transfer Station Renovation	PROJECT TYPE:	Bldgs & Gnds	Maint.	
PROJ. CATEGORY:	Solid Waste Facilities	PROJECT NUMBER:	SA0005		
DEPARTMENT:	Utilities	ACCOUNT NUMBER:	33999975		
MANAGER:	Bret Scovill	BEGIN & END DATES:	7/1/07	to	6/30/21
WARD(s):	All	LIFE EXPECT ANCY:	20 Years		

DETAILED PROJECT DESCRIPTION:

The old Transfer Station located at 3901 S. Chautauqua just south of SH 9 was built in 1985 and is in poor condition because of the heavy usage, especially the concrete floor, push walls, and metal exterior. This project will remove the push walls and tunnel, renovate the floor and exterior walls and allow the building to be converted to other uses in the future. This project is being amended to also include repairs/improvements to the newer transfer station constructed in 2008.

EXPENDITURE SCHEDULE through CITY Accounts by FY

Account Number	Cost Element	TOTAL ALL FISCAL YRS	Actual Prior Years	Budget FYE 2020	FYE 2021	FYE 2022	FYE 2023	FYE 2024	FYE 2025	Beyond 5 Years
33999975-46201	Design	33,750	10,927	22,823						
33999975-46001	ROW	0								
33999975-46701	Utilities	0								
33999975-46101	Const	570,022	92,261	177,761	100,000		100,000		100,000	
33999975-46301	Matls	0								
		0								
	Total	603,772	103,188	200,584	100,000	0	100,000	0	100,000	0

OPERATING IMPACT: negligible San Fnd

STATUS & COMMENTS:

Metal frame building for original transfer station has been demolished with concrete pad remaining; additional renovation on hold until ultimate use of the facility is determined. HVAC and electrical improvements to new transfer station being completed in FYE19. New funding is being provided to allow concrete flooring to be rehabilitated, fencing and gate repairs around the facility, and a new metal building (approx. 400 SF) for welding, and small equipment and tool storage. \$100,000 added every two years for repairs to transfer station floor.

TOTAL PROJECT BUDGET BY FUND SOURCE AND PURPOSE:

THIS PROJECT NEEDS ASSISTANCE FROM:

Purpose	Fnd 33		Total	Bldg Maint
Design	33,750		33,750	
ROW	0		0	
Utilities	0		0	yes
Const.	570,022		570,022	
Materials	0		0	
Total	603,772	0	603,772	
Reimbursable Account?	no			

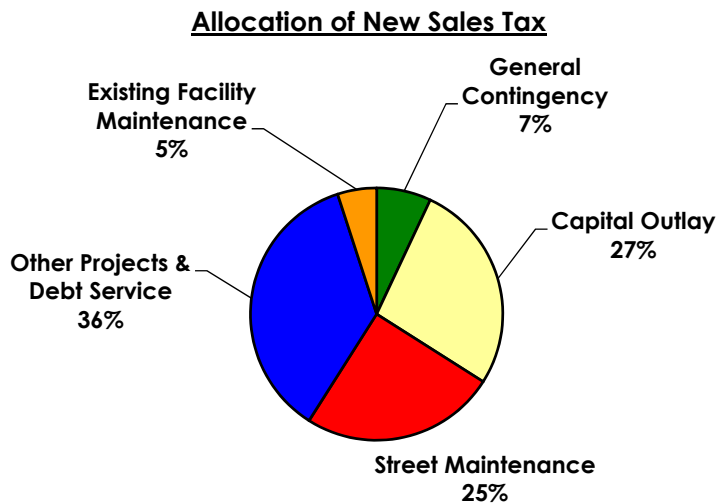
Last Update 2/6/20

CAPITAL IMPROVEMENTS PLAN

CAPITAL FUND – 50

ASSUMPTIONS

1. Capital Fund revenues are primarily received from 70% of the Second Cent Sales Tax, per referendum of September 1976. Their purpose is to finance General Fund related capital needs. Revenue amounts are projected to increase at annual growth rates based on trend line analysis.
2. New capital sales tax revenue will be generally allocated as follows:
 - 7% General Contingency – reserved for inflation and unanticipated needs;
 - 5% Maintenance of Existing Facilities – preventive maintenance needs;
 - 27% Capital Outlay – major equipment such as vehicles and computer hardware;
 - 25% Street Maintenance – life extending treatments to public streets and drainage ways, one street crew and one drainage crew; and
 - 36% Pay-As-You-Go (PAYGO) projects not eligible for an enterprise fund revenues, Debt Service for the 1992 General Obligation Bonds, transfer to Arterial Road Recoupment Fund and salaries for city personnel working on capital projects.



3. Until a Drainage Utility is created for future funding of storm water drainage projects, such projects will be funded from capital sales tax revenues.
4. As feasible, the City will pursue funding from all eligible sources (such as the State and Federal governments, as well as private interests), when pursuing street and intersection improvements and it is assumed they will participate at the eligible funding levels.
5. Park development projects will be phased on a PAYGO basis, using city funds, private contributions, and Federal or state assistance. Park Development Fees (Fund 52) will also be available for construction of Community and Neighborhood Parks.
6. It is assumed that improvements and expansion of existing neighborhood parks is more important than acquiring and constructing new neighborhood facilities, unless it involves undeveloped neighborhood parks in areas with growing demand for services. Further, land desired for future community park and open space needs should be acquired at the earliest possible date in order to preserve it from being otherwise developed.
7. The City will explore the option of selling bonds to advance major projects, due to a lack of other available revenues.

8. Periodically, the private sector participates in project expenses through impact fees.
9. See Figures in the Appendix and individual project sheets for locations of specific projects.
10. Due to unexpected increase in materials and fuel costs, project expenses for those capital improvements approved in the March 31, 2005 Bond referendum are estimated to increase significantly more than the originally approved estimates. These are of the highest priority because of the commitment made to the electorate. Therefore, adjustments and reschedulings were made to other projects to accommodate these cost increases. The source of funding is the capital fund balance.
11. Beginning in FYE 2008, the Capital Fund began subsidizing the Westwood Fund by means of transfers. These funds are spent on capital projects and capital equipment. Specific items in the current budget and five year CIP are as follows:
 - FYE 2020 - Golf course equipment (\$18,000),
 - FYE 2021 – Golf cart replacements (\$42,000) and golf course equipment (\$19,500),
 - FYE 2022 – Golf cart replacements (\$42,000) and golf course equipment (\$19,500),
 - FYE 2023 – Golf cart replacements (\$42,000) and golf course equipment (\$19,500), and
 - FYE 2024 – Golf cart replacements (\$42,000) and golf course equipment (\$19,500).
12. The Electorate approved a sales tax for public safety (referred to herein as Public Safety Sales Tax, PSST) on May 13, 2008 and an extension of the PSST on April 1, 2014, earmarking part of the proceeds for construction, equipping and staffing of two new fire stations and other police and fire related capital purposes. These have been included in the capital budget as Fire Station 8, Fire Station 9 and the Smalley Center. The sales taxes will be transferred from the General Fund to the Capital Fund at the rate of expenditures.
13. In previous years, the Capital Fund paid for personnel working on capital projects by transferring from the Capital Fund to non-enterprise funds. Beginning in FYE 2012, salaries and benefits will be paid directly from the Capital Fund. Personnel include: 2 CIP Engineers, 1 Traffic Engineer, 1 Stormwater Engineer, 25% of an Engineering Assistant, 70% of a Park Planner I, 40% of a Park Planner II, 80% of a Utility Coordinator, 50% of a Construction Inspector, 80% of a Construction Inspector, and 75% of the Facility Maintenance Supervisor. Two new capital project engineers were added in FYE17.
14. In August, 2012 a General Obligation Bond referendum was approved (\$42,575,000) for street maintenance program. Some of these were previously partially funded with Capital Penny Sales Tax. The Pay-Go funding will be reallocated to other needs as Council reviews specific projects.
15. In April, 2016 a General Obligation Bond referendum was approved (\$25,360,000) for continuation of the previous street maintenance program with additional street locations. This is funded with a temporary sales tax.
16. In April, 2019 a General Obligation Bond referendum was approved (\$72,000,000) for transportation projects and are included. This is funded with a temporary sales tax.
17. A total of \$261,770 paygo capital sales tax remains reserved for the Senior Center until appropriated by City Council.
18. A total of \$786,690 paygo capital sales tax is reserved for the Robinson/I-35/Crossroads project until and if it is needed to be appropriated by Council, depending on availability of Federal matching funds.

Capital Fund Summary

Fund 50

	FYE 19 ACTUAL	FYE 20 BUDGET	FYE 20 ESTIMATED	FYE 21 PROJECTED	FYE 22 PROJECTED	FYE 23 PROJECTED	FYE 24 PROJECTED	FYE 25 PROJECTED
1 Beginning Fund Balance	\$ 42,878,840	\$ 20,588,281	\$ 65,617,186	\$ 20,919,729	\$ 2,487,501	\$ 42,927,156	\$ 36,510,394	\$ 34,854,327
2								
3 Revenues:								
4 Sales Tax	\$ 12,244,177	\$ 13,565,038	\$ 13,565,038	\$ 13,820,989	\$ 13,960,772	\$ 14,239,988	\$ 14,524,788	\$ 14,815,283
5 Interest/Investment Income	605,425	150,000	400,000	400,000	400,000	400,000	400,000	400,000
6 GO Bond Interest Income	149,808	-	300,000	300,000	300,000	300,000	300,000	300,000
7 Donations/Other	922,386	660,510	660,510	-	200,000	-	-	-
8								
9 Subtotal	\$ 13,921,796	\$ 14,375,548	\$ 14,925,548	\$ 14,520,989	\$ 14,860,772	\$ 14,939,988	\$ 15,224,788	\$ 15,515,283
10 I/F Transf - General	-	-	-	-	-	-	-	-
11 I/F Transf - Seizures Fund	-	-	-	-	-	-	-	-
12 I/F Transf - Special Grant Fund	-	-	-	-	-	-	-	-
13 I/F Transf - CDBG Fund	669,702	-	4,786,045	-	-	-	-	-
14 I/F Transf - Water Fund	25,857	-	-	-	-	-	-	-
15 I/F Transf - UNP TIF Fund	-	-	-	-	-	-	-	-
16 Bond Proceeds	30,585,450	20,000,000	11,250,000	-	52,000,000	-	-	-
17								
18 Total Revenue	\$ 45,202,805	\$ 34,375,548	\$ 30,961,593	\$ 14,520,989	\$ 66,860,772	\$ 14,939,988	\$ 15,224,788	\$ 15,515,283
19								
20 Expenditures:								
21 Salary and Benefits	\$ 1,054,555	\$ 1,235,582	\$ 1,235,582	\$ 1,310,051	\$ 1,375,554	\$ 1,444,331	\$ 1,516,548	\$ 1,592,375
22 Services and Maintenance	1,985	16,699	16,699	16,699	16,866	17,035	17,205	17,377
23 Capital Outlay (Transfer)	2,663,231	3,963,931	4,996,059	3,521,396	3,769,409	3,844,797	3,921,693	4,000,127
24 Capital Outlay - Capital Fund	4,509	2,500	2,500	-	-	-	-	-
25 Street Maintenance	559,846	2,305,377	8,213,371	4,110,754	2,305,377	1,945,377	2,305,377	2,305,377
26 Capital Projects (See Detail)	4,751,688	4,648,500	18,233,879	5,172,159	4,857,000	3,678,000	3,443,000	3,768,000
27 Maintenance of Facilities	359,286	259,182	539,762	226,000	215,000	165,000	165,000	165,000
28 Paygo (Bond Projects)	22,844	-	216,951	-	-	-	-	-
29 New Bond Projects - 08B - 2008 Vote	113,008	-	-	-	-	-	-	-
30 New Bond Projects - 12B - 2010 Vote	3,206,804	-	-	-	-	-	-	-
31 New Bond Projects - 12C	-	-	-	-	-	-	-	-
32 New Bond Projects - 15 - 2012 Vote	2,525,626	-	5,902,995	-	911,402	745,608	-	-
33 New Bond Projects - 16 - 2016 Vote	2,723,704	-	7,987,283	-	-	-	-	-
34 New Bond Projects - 18 - ERP	1,778,197	-	3,545,100	-	-	-	-	-
35 New Bond Projects - 19 - 2008 Vote	-	9,488,743	9,488,743	-	-	-	-	-
36 New Bond Projects - 19A - 2016 Vote	-	4,803,302	4,693,622	5,033,934	-	-	-	-
37 New Bond Projects - 19B - 2019 Vote	159,205	8,345,803	8,494,177	11,685,496	10,473,241	7,870,623	4,232,183	4,671,945
38 Bond Issue Cost	-	-	160,000	-	260,000	-	-	-
39 Debt Service- ERP	1,469,173	1,316,384	1,316,384	1,319,762	1,322,492	664,574	-	-
40 Audit Accruals/Adj/Encumbrances	194,464	-	-	-	-	-	-	-
41								
42 Subtotal	\$ 21,588,125	\$ 36,386,003	\$ 75,043,107	\$ 32,396,251	\$ 25,506,340	\$ 20,375,345	\$ 15,601,005	\$ 16,520,201
43 I/F Transf - GF (Storm Water Drainage Labor)	625,280	70,000	70,000	73,500	77,175	81,034	85,085	89,340
44 I/F Transf - GF	-	-	-	-	-	-	-	-
45 I/F Transf - PSST Fund	-	462,943	462,943	343,666	776,102	838,872	1,133,263	1,199,503
46 I/F Transf - UNP TIF Fund	-	-	-	-	-	-	-	-
47 I/F Transf - Water Fund	104,100	-	-	-	-	-	-	-
48 I/F Transf - Westwood - Golf	146,954	83,000	83,000	139,800	61,500	61,500	61,500	61,500
49								
50 Total Expenditures	\$ 22,464,459	\$ 37,001,946	\$ 75,659,050	\$ 32,953,217	\$ 26,421,117	\$ 21,356,750	\$ 16,880,854	\$ 17,870,543
51								
52 Net Difference	\$ 22,738,346	\$ (2,626,398)	\$ (44,697,457)	\$ (18,432,228)	\$ 40,439,655	\$ (6,416,762)	\$ (1,656,066)	\$ (2,355,260)
53								
54 Ending Fund Balance	\$ 65,617,186	\$ 17,961,883	\$ 20,919,729	\$ 2,487,501	\$ 42,927,156	\$ 36,510,394	\$ 34,854,327	\$ 32,499,067
55								
56 Reserves:								
57 General Contingency	857,092	949,553	949,553	967,469	977,254	996,799	1,016,735	1,037,070
58 Reserve for Senior Center	261,770	261,770	261,770	261,770	261,770	261,770	261,770	261,770
59 Reserve for Robinson/Crossroads Project	-	788,588	788,588	788,588	788,588	788,588	788,588	788,588
60 Reserve for Bond Proceeds - 08B - 2008 Vote	-	-	-	-	-	-	-	-
61 Reserve for Bond Proceeds - 12B - 2010 Vote	-	3,086,385	-	-	-	-	-	-
62 Reserve for Bond Proceeds - 15 - 2012 Vote	4,130,011	(3,876,020)	(1,772,984)	(1,772,984)	(2,684,386)	(3,429,994)	(3,429,994)	(3,429,994)
63 Reserve for Bond Proceeds - 16 - 2016 Vote	7,987,283	-	-	-	-	-	-	-
64 Reserve for Bond Proceeds - 18 - ERP	4,076,819	119,460	531,719	531,719	531,719	531,719	531,719	531,719
65 Reserve for Bond Proceeds - 19 - 2008 Vote	-	-	1,601,257	1,601,257	1,601,257	1,601,257	1,601,257	1,601,257
66 Reserve for Bond Proceeds - 19A - 2016 Vote	10,142,780	4,977,950	5,449,158	415,224	415,224	415,224	415,224	415,224
67 Reserve for Bond Proceeds - 19B - 2019 Vote	20,184,524	11,654,197	11,690,347	4,851	41,271,610	33,400,987	29,168,804	24,496,859
68 Reserve for Encumbrances	12,858,735	-	-	-	-	-	-	-
69 Available for New Projects	5,118,172	(0)	1,420,321	(310,393)	(235,880)	1,944,044	4,500,224	6,796,574
70								
71 Total Reserves	\$ 65,617,186	\$ 17,961,883	\$ 20,919,729	\$ 2,487,501	\$ 42,927,156	\$ 36,510,394	\$ 34,854,327	\$ 32,499,067

Capital Fund Project Table

Fund 50

Pg #	Acct No	Project Number	Project Name	FYE 2020 Budget	FYE 2021	FYE 2022	FYE 2023	FYE 2024	FYE 2025	BEYOND 5 YEARS
EXPENDITURES										
I. CAPITAL OUTLAY (Approximately 27% by Formula)										
				Capital Outlay (Capital Penny Sales Tax)						
	050-3090-419	n.a.	(6/7/19)	3,970,673	3,731,667					-
**SUBTOTAL CAPITAL OUTLAY				3,970,673	3,731,667	0	0	0	0	0
II. STREET MAINTENANCE (Approximately 25% by Formula)										
	050-9369-431	SC0622	Alley Repair Program	181,220						0
	050-9369-431	SC0639	Alley Repair Program FYE19	200,000						-
119	050-9369-431	SC	Alley Repair Program FYE20	200,000						-
119	050-9369-431	SC	Alley Repair Program FYE21-24	0	200,000	200,000	200,000	200,000	200,000	ongoing
	050-9511-431	SC0559	48th Ave NW: Franklin Rd - Indian Hills Rd Asphalt Pvt Maint FYE 2014	22,408						-
	050-9511-431	SC0103	Asphalt Pvt Maint FYE 2015 ODOT Roadway Resurf Match 15	173,935						-
	050-9511-431	SC0104	Haddock: Peters-Crawford Asphalt Pvt Maint FYE 2016	284,080						-
	050-9511-431	SC0581	36th Ave NE: Alameda Street to Robinson	305,000						-
	050-9511-431	SC0584	Comanche St: Jones Ave to Peters Ave	10,575						-
	050-9511-431	SC0585	Park Drive: Symmes St to Elm Ave Asphalt Pvt Maint FYE 2017	50,000						-
	050-9511-431	SC0603	Whispering Hills North Addition Streets Asphalt Pvt Maint FYE2018	314,540						-
	050-9511-431	SC0601	60th NW: Robinson-Tecumseh	285,400						-
	050-9511-431	SC0602	Rock Creek: 48thNW to 72nd NW	282,814						-
	050-9511-431	SC0623	Rural Rd Impr Data/Test18 Asphalt Pvt Maint FYE2019	0						-
	050-9511-431	SC0640	Oaktree Apt Addition	255,051						-
	050-9511-431	SC0641	Fountain Gate Addition	73,839						-
	050-9511-431	SC0642	Hampton Court	16,936						-
	050-9511-431	SC0643	Hawthorne Place Addition	161,821						-
	050-9511-431	SC0644	Brookhaven Addition	198,569						-
	050-9511-431	SC0645	Robinson Street 3294-3650	45,809						-
	050-9511-431	SC0646	Berkeley Addition	69,352						-
	050-9511-431	SC0647	Infrastructure Data Collection/Testing Asphalt Pvt Maint FYE2020	3,451						-
120	050-9511-431	SC0661	Tecumseh: 12th to 60th NE	591,216						-
	050-9511-431	SC0662	Franklin: 24th NE to 36th NE	129,571						-
	050-9511-431	SC0663	Rock Creek: Bruckner Dr to 24th NE	103,090						-
	050-9511-431	SC0664	Infrastructure Data Collection/Testing Asphalt Pvt Maint FYE 2021-2024	10,000						-
120	050-9511-431	SC	132nd Ave SE	0	833,877	833,877	833,877	833,877	833,877	ongoing
		SC	72nd Ave SE	0	190,000	0	0	0	0	-
		SC	Post Oak Rd	0	246,960	0	0	0	0	-
		SC	Rock Creek Road	0	230,000	0	0	0	0	-
		SC	Infrastructure Data Collection/Testing	0	156,917	0	0	0	0	-
		SC	Asphalt Paver Patch FYE 2017	0	10,000	0	0	0	0	-
	050-9692-431	SC0605	Whispering Hills South Addition Streets	197,046						-
	050-9692-431	SC0606	24th Ave SE: Highway 77 to New pavement Asphalt Paver Patch FYE 2018	1,372						-
	050-9692-431	SC0624	60th SE: Hwy9-Cedar Lane	55,487						-
	050-9692-431	SC0625	Indian Hills: 12th NE-24th NE	37,340						-
	050-9692-431	SC0626	Asphalt Paver Data/Test18 Asphalt Paver Patch FYE 2019	0						-
	050-9692-431	SC0648	East Interstate Dr: Main to Robinson	148,240						-
	050-9692-431	SC0649	Infrastructure Data Collection/Testing Asphalt Paver Patch FYE 2020	12,500						-
122	050-9692-431	SC0648	East Interstate Dr: Main to Robinson							-
	050-9692-431	SC0665	Indian Hills Rd: 72nd Ave NE to 84th Ave NE	161,000						-
	050-9692-431	SC0666	Infrastructure Data Collection/Testing Asphalt Paver Patch FYE 2021-2024	10,000						-
122	050-9692-431	SC	60th Ave SE	0	271,000	271,000	271,000	271,000	271,000	ongoing
		SC	36th Ave SE	0	110,000	0	0	0	0	-
		SC	Rock Creek Road	0	40,000	0	0	0	0	-
		SC	Infrastructure Data Collection/Testing	0	111,000	0	0	0	0	-
		SC	Concrete Pavement Maintenance FYE 2014	0	10,000	0	0	0	0	-
	050-9718-431	SC0565	Morningside Dr: Alameda St - Schulze Dr Concrete Pavement Maintenance FYE 2015	160000						-
	050-9718-431	SC0111	Peters & Eufaula Intersection Concrete Pavement Maintenance FYE 2016	88000						-
	050-9718-431	SC0589	Peters Ave & Comanche Street Intersection	25000						-
	050-9718-431	SC0590	Peters Ave & Eufaula Street Intersection	100000						-
	050-9718-431	SC0591	Reed Avenue/Schulze Drive Concrete Pavement Maintenance FYE 2017	163000						-
	050-9718-431	SC0608	Morningside Dr: Schulze Dr to Alameda St	61,600						-
	050-9718-431	SC0609	Reed Ave: Schulze to Sherwood Dr	81,000						-
	050-9718-431	SC0610	Schulze Dr: Morningside Dr to 938 Schultz Dr Concrete Pavement Maintenance FYE 2018	145,400						-
	050-9718-431	SC0627	Stubbeman at Norman Horth High School	150,000						-
	050-9718-431	SC0628	University/Hughbert Intersection	138,000						-
	050-9718-431	SC0629	Concrete Pavement Data/Test/18	0						-

V. TRANSFERS

na	050-5090-491	Transfer to GF St Maint Drainage Labor # (4/4/19)	70,000	73,500	-	-	-	-	-
na	050-5090-491	Services and Maintenance Cap # (4/4/19)	19,199	16,699	-	-	-	-	-
na	050-5090-491	I/F Transf - PSST Fund (6/10/19)	462,943	273,195	-	-	-	-	-
na	050-5090-491	Transfer To Westwood Golf # (4/4/19)	83,000	139,800	-	-	-	-	-
	50930194	Transfer to UNP TIF	59,736	0	-	-	-	-	-
**SUBTOTAL TRANSFERS Subtotal Transfers for Projects			694,878	503,194	0	0	0	0	0

VI. SALARIES AND BENEFITS

na	50120430/50550411/50770370	Salary and Benefits # (4/4/19)	1,235,582	1,310,051	-	-	-	-	-
**SUBTOTAL SALARIES AND BENEFITS			1,235,582	1,310,051	0	0	0	0	0

VII. BOND PROJECTS (March 29, 2005 Referendum)

Proposition 1										
Proposition 1 Issuance Cost (GOB)										
na			0	-	-	-	-	-	-	-
na	050-9161-431	BP0357 Railroad Quiet Zone (PayGo)	0	-	-	-	-	-	-	-
na	050-9161-431	BP0357 Railroad Quiet Zone (Bond)	0	-	-	-	-	-	-	-
na	050-9065-431	BP0226 Duffy RR Crossing and Realignment (GOB)*	0	-	-	-	-	-	-	-
na	050-9065-431	TR0226 Duffy RR Crossing and Realignment (PayGo)*	0	-	-	-	-	-	-	-
SUBTOTAL GOB COSTS PROP. 1			0	0	0	0	0	0	0	0
not recaptu			SUBTOTAL PAYGO COSTS PROP. 1	0	0	0	0	0	0	0

Proposition 2										
Proposition 2 Issuance Cost (GOB)										
050-9677-419	BP0356	Fire Admin Remodel (Bond) (Prop 4)	140	-	-	-	-	-	-	-
050-9310-431	TR0013	Jenkins and Imhoff Signal (PayGo)	6,150	-	-	-	-	-	-	-
050-9552-431	BP0235	Lindsey: Jenkins to Classen Widening (GOB)*	0	-	-	-	-	-	-	-
050-9552-431	BP0044	Rock Creek:Porter to 12th NE Widening (GOB)*	0	-	-	-	-	-	-	-
incl 50/78 SUBTOTAL GOB COSTS PROP. 2			140	0	0	0	0	0	0	0
not recaptu			SUBTOTAL PAYGO COSTS PROP. 2	6,150	0	0	0	0	0	0

Subtotal 2005 GOB Bond Issuance Costs			0	0	0	0	0	0	0	0
Subtotal 2005 GOB Fund 50			140	0	0	0	0	0	0	0
Subtotal PayGo Fund 50			6,150	0	0	0	0	0	0	0

VIII. BOND PROJECTS (March 2, 2010 Referendum)

Proposition 1										
Proposition 1 Issuance Cost (GOB)										
Urban Concrete Pavement 2015										
na	050-9393-431	BP0242 Main St: Park Dr-Berry Rd*	0	-	-	-	-	-	-	-
na	050-9385-431	BP0239 Road Reconstruction 2014*	0	-	-	-	-	-	-	-
na	050-9385-431	BP0245 Road Reconstruction 2015 (Dakota: Berry to Un	0	-	-	-	-	-	-	-
Proposition 2										
Proposition 1 Issuance Cost (GOB)										
na	050-9386-419	BP0313 Outdoor Warning	165	-	-	-	-	-	-	-
Subtotal 2010 GOB Bond Issuance Costs			0	0	0	0	0	0	0	0
Subtotal 2010 GOB Fund 50			165	0	0	0	0	0	0	0

IX. BOND PROJECTS (October 2012 Referendum)

Proposition Issuance Cost (GOB)(rev 3-21-13)										
050-9552-431	TR0191	12th Ave SE/Hwy9-Cedar Ln (PAYGO)	195,531	-	-	-	-	-	-	-
050-9552-431	BP0191	12th Ave SW: Highway 9 to Cedar Lane Widening	43,212	-	-	-	-	-	-	-
050-9552-431	BP0192	24th East Widening from Lindsey to Robinson 36th Ave NW: Tecumseh to Indian Hills Rd	208,736	-	-	-	-	-	-	-
176	050-9552-431	BP0197 Widening	3,790,342	0	911,402	0	0	0	0	-
177	050-9552-431	BP0190 Alameda Street Safety Project	400,103	0	0	745,608	0	0	0	-
050-9352-431	BP0195	Bridge Replacement Franklin Rd 1/2 Mi W 12th NW	608,510	-	-	-	-	-	-	-
050-9352-431	BP0194	Bridge Replacement Main St Local Bridge No 016	365,485	-	-	-	-	-	-	-
050-9079-431	BP0196	Cedar Lane Rd: 12th Ave SE to 24th Ave SE Widening	15,438	-	-	-	-	-	-	-
050-9552-431	TR0193	Lindsey: 24th SW to Berry Rd Widening Phase 1	15,270	-	-	-	-	-	-	-
050-9552-431	BP0189	Lindsey: 24th SW to Berry Rd Widening	471,169	-	-	-	-	-	-	-
Subtotal 2012 GOB Bond Issuance Costs			0	0	0	0	0	0	0	0
Subtotal 2012 GOB Fund 50			5,902,995	0	911,402	745,608	0	0	0	0
Subtotal PAYGO			210,801	0	0	0	0	0	0	0

XI. BOND PROJECTS (April 2, 2019 Referendum)

		Bond Issuance Cost (GOB)								
187	050-9419-431	BP0423	36th SE - Cedar Lane to SH9 Widening and Rec	772,512	0	0	575,000	300,000	1,268,980	-
188	050-9419-431	BP0420	Cedar Lane - E of 24th Ave SE to 36th Ave SE Reconstr.		720,000	350,000	3,933,017	0	0	-
189	050-9419-431	BP0416	Porter Avenue and Acres Street Widening and	3,605,415	0	0	0	0	0	-
190	050-9419-431	BP0433	Tecumseh - 12th Ave NE to 24th Ave NE Recons	0	0	0	0	962,774	0	2,862,790
191	050-9419-431	BP0417	Jenkins Ave - Imhoff Road to Lindsey Street Wi	2,117,056	7,299,497	0	0	0	0	-
192	050-9419-431	BP0418	Porter Ave Streetscape	511,254	1,911,164	0	0	0	0	-
193	050-9419-431	BP0419	James Garner Ave - Acres to Duffy St Roadway	573,963	300,000	3,979,477	0	0	0	-
194	050-9419-431	BP0421	Constitution St - Jenkins Ave to Classen Blvd R	613,977	996,000	0	971,885	0	0	-
195	050-9419-431	BP0425	36th Ave NW - Indian Hills Rd to City Limits Wic	0	458,835	979,700	300,000	740,009	0	-
196	050-9419-431	BP0426	24th Ave NE - Rock Creek to Tecumseh Wideni	0	0	991,926	420,000	500,000	1,629,404	-
197	050-9419-431	BP0427	48th Ave NW Phase 1 - Robinson to Rock Creek	0	0	0	735,033	1,729,400	400,000	1,229,367
198	050-9419-431	BP0431	48th Ave NW Phase 2 - Rock Creek to Tecumseh	0	0	0	0	0	0	2,566,039
199	050-9419-431	BP0424	Gray Street 2-way conversion	0	0	4,172,138	0	0	0	-
200	050-9419-431	BP0428	Lindsey Street Phase 1 - Elm Ave to Jenkins Av	0	0	0	935,688	0	0	1,592,915
201	050-9419-431	BP0432	Lindsey Street Phase 2 - Pickard Ave to Elm Av	0	0	0	0	0	0	2,049,260
202	050-9419-431	BP0429	Indian Hills Road - 48th Ave NW to I-35 Widenir	0	0	0	0	0	1,373,561	7,108,065
203	050-9419-431	BP0430	Indian Hills Road and I-35 Matching Funds	0	0	0	0	0	0	2,000,000
204	050-9419-431	BP0434	Rock Creek Road - Queenston Ave to 24th Ave	0	0	0	0	0	0	2,124,594
205	050-9419-431	BP0422	Traffic Management Center Study	300,000	0	0	0	0	0	-
	050-9419-431	BP0455	GOB 2019 Project Oversight	750,460	0	0	0	1,022,755	0	-
Subtotal 2019 GOB Bond Issuance Costs				0	0	0	0	0	0	0
Subtotal 2019 GOB Project Expenses				9,244,637	11,685,496	10,473,241	7,870,623	4,232,183	4,671,945	21,533,030
TOTAL 2019 BOND				\$9,244,637	\$11,685,496	\$10,473,241	\$7,870,623	\$4,232,183	\$4,671,945	\$21,533,030

TOTAL CAPITAL FUND 50 PROJECTS' EXPENSES	\$73,967,476	\$31,633,455	\$18,762,020	\$14,404,608	\$10,145,560	\$10,910,322	\$22,799,430
RESERVE FOR SENIOR CENTER	261,770	261,770	261,770	261,770	261,770	261,770	261,770
##### RESERVE FOR ROBINSON/I-35 West/CROSSROADS	786,690	786,690	786,690	786,690	786,690	786,690	786,690
RESERVE - 7% OF NEW REVENUE FOR CONTINGENCY	949,553	967,535	995,803	1,035,636	1,077,061	1,120,144	0

REVENUES

I. NEW SALES CAPITAL PENNY SALES TAX REVENUE	13,565,038	14,107,639	14,225,764	14,794,795	15,386,587	16,002,050	-
II. GOB PROCEEDS							
Municipal Complex Renovation 2008 Election	0						-
GOB - 2019 Vote	20,000,000		52,000,000				-
Street Maintenance Bond Program 2016 (4/6/16)	0						-
Subtotal	20,000,000	0	52,000,000	0	0	0	0
III. OTHER INCOME							
Fund 10/FEMA SR Storm Recovery Projects (reimbursement)(2/20/19)	263,250						-
Fund 21 CDBG-DR CDBG Loan Repayment(2/21/19)	0						-
Private BP/TR Tecumseh: 12th NE to Hollister	0						-
BNSF TR0019 Railroad Safety (claims submitted to BNSF in 2001)	0						506,380
Private TR0059 Rock Creek @ 12th NW & Trailwood	397,260						-
Subtotal Donations/Other	660,510	0	0	0	0	0	506,380

* closed
- means unused funds to be returned to fund balance at end of fiscal year.

CITY OF NORMAN

PROJECT TITLE:	Painting Municipal Complex	PROJECT TYPE:	Bldgs & Gnds	Maint.
PROJ. CATEGORY:	Building and Grounds	PROJECT NUMBER:	EF0169	
DEPARTMENT:	City Clerk	ACCOUNT NUMBER:	050-9677-419.61-01	
MANAGER:	Matthew Smith	BEGIN & END DATES:	7/1/17	to 6/30/19
WARD(s):	4	LIFE EXPECTANCY:	Six to Eight years	

DETAILED PROJECT DESCRIPTION:

Painting the Municipal Complex inside and outside as needed.

EXPENDITURE SCHEDULE through CITY Accounts by FY

Account Number	Cost Element	TOTAL ALL FISCAL YRS	Actual Prior Years	Budget FYE 2018	FYE 2019	FYE 2020	FYE 2021	FYE 2022	FYE 2023	Beyond 5 Years
6201	Design	0								
6001	ROW	0								
6701	Utilities	0								
050-9677-419.61-01	Const	350,000			100,000	50,000	50,000	50,000	50,000	50,000
6301	Matls	0								
		0								
	Total	350,000	0	0	100,000	50,000	50,000	50,000	50,000	50,000

OPERATING IMPACT: slight Genl Fnd ongoing maintenance, utilities, computer services

STATUS & COMMENTS:

TOTAL PROJECT BUDGET BY FUND SOURCE AND PURPOSE:

THIS PROJECT NEEDS ASSISTANCE FROM:

Purpose	Fnd 50			Total
Design	0			0
ROW	0			0
Utilities	0			0
Const.	350,000			350,000
Materials	0			0
Total	350,000	0	0	350,000

Bldg Maint	yes
IT	
Pub Wks	
Utilities	
Parks	
Other	

Reimbursable Account? no

Last Update 2/21/18

CITY OF NORMAN

PROJECT TITLE:	Park Site Amenities and Beautification	PROJECT TYPE:	Parks & Recreation	Maint.
PROJ. CATEGORY:	Misc. Maintenance	PROJECT NUMBER:	PR0013	
DEPARTMENT:	Parks & Recreation	ACCOUNT NUMBER:	050-9973-452	
MANAGER:	Mitch Miles	BEGIN & END DATES:	7/1/18	to 6/29/23
WARD(s):	All	LIFE EXPECTANCY:	25 Years	

DETAILED PROJECT DESCRIPTION:

This project is for the upgrade and replacement of old and high-maintenance park amenities. Items such as old picnic tables and benches will be replaced. Concrete pads will be installed under new and existing amenities to protect them from mower damage and to provide an all-weather surface for the user. Also included could be such items as deteriorated or damaged grills, trash cans, drinking fountains, landscaping, bike racks, sports equipment, etc. The project will also be used to make improvements to the public landscape areas in the City, such as traffic islands/medians, landscapes at public buildings and downtown landscape areas, which all are subject to mechanical and environmental damage throughout the year and are often in need of minor replacements. Any major landscape renovations at these sites will be requested as a stand-alone project and funded accordingly.

EXPENDITURE SCHEDULE through CITY Accounts by FY

Account Number	Cost Element	TOTAL ALL FISCAL YRS	Actual Prior Years	Budget FYE 2020	FYE 2021	FYE 2022	FYE 2023	FYE 2024	FYE 2025	Beyond 5 Years
6201	Design	0								
6001	ROW	0								
6701	Utilities	0								
6101	Const	0								
6301	Matls	352,000	184,000	28,000	28,000	28,000	28,000	28,000	28,000	ongoing
		0								
	Total	352,000	184,000	28,000	28,000	28,000	28,000	28,000	28,000	0

OPERATING IMPACT:	negligible	Genl Fnd	
-------------------	------------	----------	--

STATUS & COMMENTS:

We received an \$8,000 per year increase beginning in FYE2020 to account for the expenses we have encountered over the past several years associated with replacement of landscape materials in parks and traffic islands throughout the city. We did not have a dedicated "Beautification" budget in the annual project list like we used to in the early 2000's. Recent requests to create such a project were not approved in the budget cycles; therefore we proposed including this function into the "site amenities" project as a logical way to accommodate these recurring costs.

TOTAL PROJECT BUDGET BY FUND SOURCE AND PURPOSE:

THIS PROJECT NEEDS ASSISTANCE FROM:

Purpose	Fnd 50			Total	Bldg Maint	
Design	0			0		
ROW	0			0		
Utilities	0			0		
Const.	0			0		
Materials	352,000			352,000		
Total	352,000	0	0	352,000		
IT						
Pub Wks						
Utilities						
Parks						
Other						
Reimbursable Account?	no					

Last Update 2/3/20

CITY OF NORMAN

PROJECT TITLE:	Tree Program-Matching Funds	PROJECT TYPE:	Parks & Recreation	Improvmt.
PROJ. CATEGORY:	Parks & Recreation	PROJECT NUMBER:	PR0212	
DEPARTMENT:	Parks & Recreation	ACCOUNT NUMBER:	050-9966-452	
MANAGER:	Tim Vermillion	BEGIN & END DATES:	7/1/18	to 6/29/23
WARD(s):	All	LIFE EXPECTANCY:	50 Years	

DETAILED PROJECT DESCRIPTION:

Annual Program to fund selected tree planting projects. It will allow the purchase and planting of trees and irrigation on any park/or public lands in a matching fund fashion (similar to the sidewalk repair program) The types of trees and their locations will need City approval prior to installation.

EXPENDITURE SCHEDULE through CITY Accounts by FY

Account Number	Cost Element	TOTAL ALL FISCAL YRS	Actual Prior Years	Budget FYE 2020	FYE 2021	FYE 2022	FYE 2023	FYE 2024	FYE 2025	Beyond 5 Years
6201	Design	0								
6001	ROW	0								
6701	Utilities	0								
6101	Const	20,407								
6301	Matls	188,666	122,600	16,066	10,000	10,000	10,000	10,000	10,000	ongoing
		0								
	Total	209,073	122,600	16,066	10,000	10,000	10,000	10,000	10,000	0

OPERATING IMPACT: negligible Genl Fnd Irrigation Maintenance and pruning

STATUS & COMMENTS:

This program will be monitored during the FYE2021 cycle to determine if more funding is needed to accomplish the goals Norman has stated as part of the Tree City USA program and other initiatives supported by recent Councils. We added a City Forester to the staff in mid-FYE2020 who will be more active in promoting tree plantings and the growth of Norman's urban forest. Adjusted funding will be requested as-needed.

TOTAL PROJECT BUDGET BY FUND SOURCE AND PURPOSE:

THIS PROJECT NEEDS ASSISTANCE FROM:

Purpose	Fnd 50			T total	Bldg Maint	
Design	0			0	IT	
ROW	0			0	Pub Wks	
Utilities	0			0	Utilities	
Const.	20,407			20,407	Parks	
Materials	188,666			188,666	Other	
T total	209,073	0	0	209,073		
Reimbursable Account?	no					

Last Update 2/3/20

CITY OF NORMAN

PROJECT TITLE:	36th NW Tecumseh to Indian Hills	PROJECT TYPE:	Transp. w/ Fedl Fndg	Improvmt.
PROJ. CATEGORY:	Roadway Widening	PROJECT NUMBER:	BP0197	
DEPARTMENT:	Public Works	ACCOUNT NUMBER:	050-9552-431	
MANAGER:	Paul D'Andrea	BEGIN & END DATES:	8/1/12	to 1/1/23
WARD(s):	8	LIFE EXPECTANCY:	20 Years	

DETAILED PROJECT DESCRIPTION:

Roadway widening and reconstruction (from 2 to 4 lanes) and intersection widening and new traffic signal at the 36th Avenue NW intersections and Franklin Road intersection

EXPENDITURE SCHEDULE through CITY Accounts by FY

Account Number	Cost Element	TOTAL ALL FISCAL YRS	Actual Prior Years	Budget FYE 2020	FYE 2021	FYE 2022	FYE 2023	FYE 2024	FYE 2025	Beyond 5 Years
050-9552-431.62-01	Design	899,744	703,877	195,867						
050-9552-431.60-01	ROW	1,079,690	1,079,690	0						
050-9552-431.67-01	Utilities	354,670	354,670	0						
050-9552-431.61-01	Const	3,086,403	246,438	1,928,563		911,402				
		0								
		0								
	Total	5,420,507	2,384,675	2,124,430	0	911,402	0	0	0	0

OPERATING IMPACT: negligible Genl Fnd Maintenance of roadway, signals and lighting

STATUS & COMMENTS:

This project is one of the eight 2012 bond project and is eligible for federal funding through ACOG which will pay for 80% of the construction cost. Project is under design and survey is complete.

THIS PROJECT NEEDS ASSISTANCE FROM:

Purpose	2012 GOB	Fed. Aid	Total
Design	899,744		899,744
ROW	1,079,690		1,079,690
Utilities	354,670		354,670
Const.	3,086,403	11,500,000	14,586,403
Materials			0
Total	5,420,507	11,500,000	0 16,920,507

Bldg Maint	no
IT	no
Pub Wks	yes
Utilities	yes
Parks	no
Other	no

Reimbursable Account? no no

Last Update 12/31/19

CITY OF NORMAN

PROJECT TITLE:	Alameda Street Safety Project	PROJECT TYPE:	Transp. w/ Fedl Fndg	Improv.
PROJ. CATEGORY:	Roadway Widening	PROJECT NUMBER:	BP0190	
DEPARTMENT:	Public Works	ACCOUNT NUMBER:	050-9552-431	
MANAGER:	Paul D'Andrea	BEGIN & END DATES:	6/1/12	to 6/30/23
WARD(s):	2	LIFE EXPECTANCY:	20 Years	

DETAILED PROJECT DESCRIPTION:

This project will widen Alameda from 2 lanes to 5 lanes from 1/2 a mile east of 24th Avenue E to 36th Avenue E and add shoulders to Alameda Street from 36th Avenue E to 48th Avenue E

EXPENDITURE SCHEDULE through CITY Accounts by FY

Account Number	Cost Element	TOTAL ALL FISCAL YRS	Actual Prior Years	Budget FYE 2020	FYE 2021	FYE 2022	FYE 2023	FYE 2024	FYE 2025	Beyond 5 Years
050-9552-431.62-01	Design	196,974	196,974							
050-9552-431.60-01	ROW	6,625	6,625							
050-9552-431.67-01	Utilities	352,300	352,300							
050-9552-431.61-01	Const	745,608				745,608				
		0								
		0								
	Total	1,301,507	555,899	0	0	0	745,608	0	0	0

OPERATING IMPACT: negligible Genl Fnd Maintenance of roadway, signals and lighting

STATUS & COMMENTS:

This project is one of the eight 2012 bond projects and is eligible for federal funds to pay for 80% of the construction cost.

TOTAL PROJECT BUDGET BY FUND SOURCE AND PURPOSE:

THIS PROJECT NEEDS ASSISTANCE FROM:

Purpose	2012 GOB	Fed. Aid	Private	Total
Design	196,974			196,974
ROW	6,625			6,625
Utilities	352,300			352,300
Const.	745,608	3,641,000		4,386,608
Materials				0
Total	1,301,507	3,641,000	0	4,942,507

Bldg Maint	no
IT	no
Pub Wks	yes
Utilities	yes
Parks	no
Other	no

Reimbursable Account? no no

Last Update 12/31/19

ANNUAL BUDGET

CITY OF NORMAN

PROJECT TITLE:	2019 Transportation Bond Prog. Management	PROJECT TYPE:	Transp Cty Fnd Only	Improv.
PROJ. CATEGORY:	Engineering	PROJECT NUMBER:	BP0455	
DEPARTMENT:	Public Works	ACCOUNT NUMBER:	050-9419-431	
MANAGER:	Tim Miles	BEGIN & END DATES:	7/23/19	to 12/30/30
WARD(s):	All	LIFE EXPECTANCY:	N/A	

DETAILED PROJECT DESCRIPTION:

City Council approved the 4-year agreement with Olsson. In FY2024, the plan is to amend their contract for another 6-years.

EXPENDITURE SCHEDULE through CITY Accounts by FY

Account Number	Cost Element	TOTAL ALL FISCAL YRS	Actual	Budget	FYE 2021	FYE 2022	FYE 2023	FYE 2024	FYE 2025	Beyond 5 Years
			Prior Years	FYE 2020						
6201	Design	1,773,215	0	750,460				1,022,755		
6001	ROW	0								
6701	Utilities	0								
6101	Const	0								
Total		1,773,215	0	750,460	0	0	0	1,022,755	0	0

OPERATING IMPACT:

Negligible	Genl Fnd	\$5,000 per year for electricity and preventive maintenance
------------	----------	---

STATUS & COMMENTS:

City Council approved a programming resolution requesting federal funds for the project during the November 10, 2015 Council meeting. Federal funds through ACOG to pay for 80% of the construction cost will be requested in the coming years.

The proposed improvements are eligible for recoupment.

TOTAL PROJECT BUDGET BY FUND SOURCE AND PURPOSE:

THIS PROJECT NEEDS ASSISTANCE FROM:

Purpose	2019 GOB			Total
Design	1,773,215			1,773,215
ROW	0			0
Utilities	0			0
Const.	0			0
Materials				0
Total	1,773,215	0	0	1,773,215

Bldg Maint	no
IT	no
Pub Wks	yes
Utilities	no
Parks	no
Other	no

Reimbursable Account? no no

Last Update 12/30/19

CITY OF NORMAN

PROJECT TITLE:	36th SE - Cedar Lane to State Hwy. 9	PROJECT TYPE:	Transp. w/ Fedl Fndg	Improv.
PROJ. CATEGORY:	Widening and Reconstruction	PROJECT NUMBER:	BP0423	
DEPARTMENT:	Public Works	ACCOUNT NUMBER:	050-9419-431	
MANAGER:	Tim Miles	BEGIN & END DATES:	4/3/19	to 12/30/27
WARD(s):	5	LIFE EXPECTANCY:	20 Years	

DETAILED PROJECT DESCRIPTION:

The project widens and reconstructs 36th Avenue SE, between Cedar Lane Road and State Highway 9.

EXPENDITURE SCHEDULE through CITY Accounts by FY

Account Number	Cost Element	TOTAL ALL FISCAL YRS	Actual Prior Years	Budget FYE 2020	FYE 2021	FYE 2022	FYE 2023	FYE 2024	FYE 2025	Beyond 5 Years
6201	Design	772,512	0	772,512						
6001	ROW	575,000	0			575,000				
6701	Utilities	300,000	0				300,000			
6101	Const	1,268,980	0					1,268,980		
6301	Matls	0								
	Total	2,916,492	0	772,512	0	0	575,000	300,000	1,268,980	0

OPERATING IMPACT:

Negligible	Genl Fnd	\$5,000 per year for electricity and preventive maintenance
------------	----------	---

STATUS & COMMENTS:

City Council approved a programming resolution requesting federal funds for the project during the November 10, 2015 Council meeting. Federal funds through ACOG to pay for 80% of the construction cost will be requested in the coming years.

The proposed improvements are eligible for recoupment.

TOTAL PROJECT BUDGET BY FUND SOURCE AND PURPOSE:

THIS PROJECT NEEDS ASSISTANCE FROM:

Purpose	2019 GOB	Fed. Aid		Total
Design	772,512			772,512
ROW	575,000			575,000
Utilities	300,000			300,000
Const.	1,268,980	5,075,919		6,344,899
Materials	0			0
Total	2,916,492	5,075,919	0	7,992,411

Bldg Maint	no
IT	yes
Pub Wks	yes
Utilities	yes
Parks	no
Other	yes

Reimbursable Account? no no

Last Update 1/2/20

CITY OF NORMAN

PROJECT TITLE:	Cedar Lane - E. of 24th SE to 36th SE	PROJECT TYPE:	Transp. w/ Fedl Fndg	Improv.
PROJ. CATEGORY:	Widening and Reconstruction	PROJECT NUMBER:	TR0106/BP0420	
DEPARTMENT:	Public Works	ACCOUNT NUMBER:	050-9552-431/050-9419-431	
MANAGER:	Tim Miles	BEGIN & END DATES:	12/1/15	to 5/1/23
WARD(s):	5	LIFE EXPECT ANCY:	20 Years	

DETAILED PROJECT DESCRIPTION:

The project extends the improvements recently completed along Cedar Lane Road east to the intersection of 36th Avenue SE, including a traffic signal and other safety improvement at the intersection of 36th Avenue SE.

EXPENDITURE SCHEDULE through CITY Accounts by FY

Account Number	Cost Element	TOTAL ALL FISCAL YRS	Actual Prior Years	Budget FYE 2020	FYE 2021	FYE 2022	FYE 2023	FYE 2024	FYE 2025	Beyond 5 Years
050-9552-431.62-01 TR	Design	400,000	400,000							
050-9552-431.62-01 GOB	Design	0	0							
050-9552-431.60-01 GOB	ROW	720,000			720,000					
050-9552-431.67-01 GOB	Utilities	350,000				350,000				
050-9552-431.61-01 GOB	Const	3,933,017					3,933,017			
	Total	5,403,017	400,000	0	720,000	350,000	3,933,017	0	0	0

OPERATING IMPACT:

Negligible	Genl Fnd	\$5,000 per year for electricity and preventive maintenance
------------	----------	---

STATUS & COMMENTS:

City Council approved a programming resolution requesting federal funds for the project during the November 10, 2015 Council meeting. Federal funds through ACOG to pay for 80% of the construction cost will be requested in the coming years.

The proposed improvements are eligible for recoupment.

TOTAL PROJECT BUDGET BY FUND SOURCE AND PURPOSE:

THIS PROJECT NEEDS ASSISTANCE FROM:

Purpose	2019 GOB	Fed. Aid	Fnd 50	Total
Design	0		400,000	400,000
ROW	720,000			720,000
Utilities	350,000			350,000
Const.	3,933,017	7,500,000		11,433,017
Materials				0
Total	5,003,017	7,500,000	400,000	12,903,017

Bldg Maint	no
IT	no
Pub Wks	yes
Utilities	yes
Parks	no
Other	no

Reimbursable Account? no no

Last Update 1/2/20

ANNUAL BUDGET

CITY OF NORMAN

PROJECT TITLE:	Tecumseh - 12th NE to 24th Avenue NE	PROJECT TYPE:	Transp. w Fedl Fndg	Improv.
PROJ. CATEGORY:	Widening and Reconstruction	PROJECT NUMBER:	BP0433	
DEPARTMENT:	Public Works	ACCOUNT NUMBER:	050-9419-431	
MANAGER:	Tim Miles	BEGIN & END DATES:	12/1/23	to 5/1/25
WARD(s):	6	LIFE EXPECTANCY:	20 Years	

DETAILED PROJECT DESCRIPTION:

The project widens and improves safety on Tecumseh Road just east of 12th Avenue SE to 24th Avenue NE.

EXPENDITURE SCHEDULE through CITY Accounts by FY

Account Number	Cost Element	TOTAL ALL FISCAL YRS	Actual Prior Years	Budget FYE 2020	FYE 2021	FYE 2022	FYE 2023	FYE 2024	FYE 2025	Beyond 5 Years
6201	Design	962,774						962,774		
6001	ROW	637,500								637,500
6701	Utilities	500,000								500,000
6101	Const	1,725,290	0							1,725,290
6301	Matls	0								
		0								
	Total	3,825,564	0	0	0	0	0	962,774	0	2,862,790

OPERATING IMPACT: Negligible Genl Fnd \$5,000 per year for electricity and preventive maintenance

STATUS & COMMENTS:

City Council approved a programming resolution requesting federal funds for the project during the November 10, 2015 Council meeting. Federal funds through ACOG to pay for 80% of the construction cost will be requested in the coming years.

Private funds from area developers will be used to fund the engineering design and utility relocation costs associated with the project. City and private funds will be used to fund the local share of the construction cost.

TOTAL PROJECT BUDGET BY FUND SOURCE AND PURPOSE:

THIS PROJECT NEEDS ASSISTANCE FROM:

Purpose	2019 GOB	Fed. Aid	Private	Total
Design	962,774		0	962,774
ROW	637,500			637,500
Utilities	500,000			500,000
Const.	1,725,290	6,901,160		8,626,450
Materials	0			0
Total	3,825,564	6,901,160	0	10,726,724

Bldg Maint	no
IT	no
Pub Wks	yes
Utilities	yes
Parks	no
Other	yes

Reimbursable Account? no

no

yes

Last Update 1/2/20

CITY OF NORMAN

PROJECT TITLE:	Jenkins Ave - Imhoff Road to Lindsey Street	PROJECT TYPE:	Transp Cty Fnd Only	Improv.
PROJ. CATEGORY:	Widening and Reconstruction	PROJECT NUMBER:	BP0417	
DEPARTMENT:	Public Works	ACCOUNT NUMBER:	05-9419-431	
MANAGER:	Tim Miles	BEGIN & END DATES:	12/1/19	to 12/30/23
WARD(s):	7	LIFE EXPECTANCY:	20 Years	

DETAILED PROJECT DESCRIPTION:

The project to improve Jenkins Avenue from Imhoff Road to Lindsey Street, including the potential to create one intersection at Imhoff and Constitution.

EXPENDITURE SCHEDULE through CITY Accounts by FY

Account Number	Cost Element	TOTAL ALL FISCAL YRS	Actual Prior Years	Budget FYE 2020	FYE 2021	FYE 2022	FYE 2023	FYE 2024	FYE 2025	Beyond 5 Years
6201	Design	1,073,456	0	1,073,456						
6001	ROW	643,600	0	643,600						
6701	Utilities	400,000	0	400,000						
6101	Const	7,299,497	0		7,299,497					
	Total	9,416,553	0	2,117,056	7,299,497	0	0	0	0	0

OPERATING IMPACT:

Negligible	Genl Fnd	\$5,000 per year for electricity and preventive maintenance
------------	----------	---

STATUS & COMMENTS:

City Council approved a programming resolution requesting federal funds for the project during the November 10, 2015 Council meeting. Federal funds through ACOG to pay for 80% of the construction cost will be requested in the coming years.

The proposed improvements are eligible for recoupment.

TOTAL PROJECT BUDGET BY FUND SOURCE AND PURPOSE:

THIS PROJECT NEEDS ASSISTANCE FROM:

Purpose	2019 GOB			Total
Design	1,073,456			1,073,456
ROW	643,600			643,600
Utilities	400,000			400,000
Const.	7,299,497			7,299,497
Materials				0
Total	9,416,553	0	0	9,416,553

Bldg Maint	no
IT	no
Pub Wks	yes
Utilities	yes
Parks	no
Other	no

Reimbursable Account? no no

Last Update 12/30/19

CITY OF NORMAN

PROJECT TITLE: PROJ. CATEGORY: DEPARTMENT: MANAGER: WARD(s):	Porter Ave. Streetscape			PROJECT TYPE:	Transp Cty Fnd Only	Improv.	
	Widening and Reconstruction			PROJECT NUMBER:	BP0418		
	Public Works			ACCOUNT NUMBER:	050-9419-431		
	Paul D'Andrea			BEGIN & END DATES:	4/3/19	to	12/30/23
	4			LIFE EXPECTANCY:	20 Years		

DETAILED PROJECT DESCRIPTION:

This project is to provide streetscape enhancements on Porter Avenue from Robinson Street to Alameda Street. This will include ADA sidewalks, street lights and other enhancements.

EXPENDITURE SCHEDULE through CITY Accounts by FY

Account Number	Cost Element	TOTAL ALL FISCAL YRS	Actual Prior Years	Budget FYE 2020	FYE 2021	FYE 2022	FYE 2023	FYE 2024	FYE 2025	Beyond 5 Years
6201	Design	281,054		281,054						
6001	ROW	230,200		230,200						
6701	Utilities	0		0						
6101	Const	1,911,164			1,911,164					
Total		2,422,418	0	511,254	1,911,164	0	0	0	0	0

OPERATING IMPACT:

Negligible	Genl Fnd	\$5,000 per year for electricity and preventive maintenance
------------	----------	---

STATUS & COMMENTS:

City Council approved a programming resolution requesting federal funds for the project during the November 10, 2015 Council meeting.

The proposed improvements are eligible for recoupment.

TOTAL PROJECT BUDGET BY FUND SOURCE AND PURPOSE:

THIS PROJECT NEEDS ASSISTANCE FROM:

Purpose	2019 GOB			Total
Design	281,054			281,054
ROW	230,200			230,200
Utilities	0			0
Const.	1,911,164			1,911,164
Materials				0
Total	2,422,418	0	0	2,422,418

Bldg Maint	no
IT	no
Pub Wks	yes
Utilities	yes
Parks	no
Other	no

Reimbursable Account? no no

Last Update 12/31/19

ANNUAL BUDGET

CITY OF NORMAN

PROJECT TITLE:	James Garner Ave. Acres St. to Duffy St.	PROJECT TYPE:	Transp Cty Fnd Only	Improv.
PROJ. CATEGORY:	Roadway Improvement	PROJECT NUMBER:	BP0419	
DEPARTMENT:	Public Works	ACCOUNT NUMBER:	050-9419-431	
MANAGER:	Paul D'Adrea	BEGIN & END DATES:	4/3/19	to 12/30/24
WARD(s):	4	LIFE EXPECTANCY:	20 Years	

DETAILED PROJECT DESCRIPTION:

This project is to provide roadway improvements on James Garner Avenue from Acres Street to Duffy Street. This will include ADA compliant sidewalks, bike lanes and other enhancements.

EXPENDITURE SCHEDULE through CITY Accounts by FY

Account Number	Cost Element	TOTAL ALL FISCAL YRS	Actual Prior Years	Budget FYE 2020	FYE 2021	FYE 2022	FYE 2023	FYE 2024	FYE 2025	Beyond 5 Years
6201	Design	573,963		573,963						
6001	ROW	0		0						
6701	Utilities	300,000		0	300,000					
6101	Const	3,979,477		0		3,979,477				
	Total	4,853,440	0	573,963	300,000	3,979,477	0	0	0	0

OPERATING IMPACT: Negligible Genl Fnd \$5,000 per year for electricity and preventive maintenance

STATUS & COMMENTS:

The proposed improvements are eligible for recoupment.

TOTAL PROJECT BUDGET BY FUND SOURCE AND PURPOSE:

Purpose	2019 GOB			Total
Design	573,963			573,963
ROW	0			0
Utilities	300,000			300,000
Const.	3,979,477			3,979,477
Materials				0
Total	4,853,440	0	0	4,853,440

THIS PROJECT NEEDS ASSISTANCE FROM:

Bldg Maint	no
IT	no
Pub Wks	yes
Utilities	yes
Parks	no
Other	no

Reimbursable Account? no no

Last Update 12/31/19

CITY OF NORMAN

PROJECT TITLE:	Constitution St. - Jenkins Avene. To Classen Ave.	PROJECT TYPE:	Transp. w Fedl Fndg	Improv.
PROJ. CATEGORY:	Widening and Reconstruction	PROJECT NUMBER:	BP0421	
DEPARTMENT:	Public Works	ACCOUNT NUMBER:	050-9419-431	
MANAGER:	Tim Miles	BEGIN & END DATES:	4/3/19	to 12/30/25
WARD(s):	7	LIFE EXPECTANCY:	20 Years	

DETAILED PROJECT DESCRIPTION:

The project widens and improves safety on Constitution from Jenkins Avenue to Classen Avenue and adds sidewalk on the north side of the roadway.

EXPENDITURE SCHEDULE through CITY Accounts by FY

Account Number	Cost Element	TOTAL ALL FISCAL YRS	Actual Prior Years	Budget FYE 2020	FYE 2021	FYE 2022	FYE 2023	FYE 2024	FYE 2025	Beyond 5 Years
6201	Design	613,977	0	613,977						
6001	ROW	996,000	0		996,000					
6701	Utilities	0	0							
6101	Const	971,885	0			971,885				
6301	Matls	0								
		0								
	Total	2,581,862	0	613,977	996,000	0	971,885	0	0	0

OPERATING IMPACT:

Negligible	Genl Fnd	\$5,000 per year for electricity and preventive maintenance
------------	----------	---

STATUS & COMMENTS:

City Council will be required to approve a programming resolution requesting federal funds for the project. Federal funds through ACOG to pay for 80% of the construction cost will be requested in the coming years.

TOTAL PROJECT BUDGET BY FUND SOURCE AND PURPOSE:

THIS PROJECT NEEDS ASSISTANCE FROM:

Purpose	2019 GOB	Fed. Aid	Private	Total
Design	613,977		0	613,977
ROW	996,000			996,000
Utilities	0			0
Const.	971,885	3,887,539		4,859,424
Materials	0			0
Total	2,581,862	3,887,539	0	6,469,401

Bldg Maint	no
IT	no
Pub Wks	yes
Utilities	yes
Parks	no
Other	yes

Reimbursable Account? no

no yes

Last Update 12/30/19

ANNUAL BUDGET

CITY OF NORMAN

PROJECT TITLE:	36th NW Indian Hills to City Limits	PROJECT TYPE:	Transp. w/ Fedl Fndg	Improv.
PROJ. CATEGORY:	Widening and Reconstruction	PROJECT NUMBER:	BP0425	
DEPARTMENT:	Public Works	ACCOUNT NUMBER:	050-9419-431	
MANAGER:	Paul D'Andrea	BEGIN & END DATES:	12/1/20	to 5/1/24
WARD(s):	8	LIFE EXPECTANCY:	20 Years	

DETAILED PROJECT DESCRIPTION:

The project widens and improves safety on 36th Avenue NW from north of Indian Hills Road to the City Limits.

EXPENDITURE SCHEDULE through CITY Accounts by FY

Account Number	Cost Element	TOTAL ALL FISCAL YRS	Actual Prior Years	Budget FYE 2020	FYE 2021	FYE 2022	FYE 2023	FYE 2024	FYE 2025	Beyond 5 Years
6201	Design	458,835			458,835					
6001	ROW	979,700				979,700				
6701	Utilities	300,000					300,000			
6101	Const	740,009						740,009		
6301	Matls	0								
		0								
	Total	2,478,544	0	0	458,835	979,700	300,000	740,009	0	0

OPERATING IMPACT:

Negligible	Genl Fnd	\$5,000 per year for electricity and preventive maintenance
------------	----------	---

STATUS & COMMENTS:

City Council approved a programming resolution requesting federal funds for the project during the November 10, 2015 Council meeting. Federal funds through ACOG to pay for 80% of the construction cost will be requested in the coming years.

Private funds from area developers will be used to fund the engineering design and utility relocation costs associated with the project. City and private funds will be used to fund the local share of the construction cost.

TOTAL PROJECT BUDGET BY FUND SOURCE AND PURPOSE:

THIS PROJECT NEEDS ASSISTANCE FROM:

Purpose	2019 GOB	Fed. Aid	Private	Total
Design	458,835		0	458,835
ROW	979,700			979,700
Utilities	300,000			300,000
Const.	740,009	2,960,036		3,700,045
Materials	0			0
Total	2,478,544	2,960,036	0	5,438,580

Bldg Maint	no
IT	no
Pub Wks	yes
Utilities	yes
Parks	no
Other	yes

Reimbursable Account?

no	no	yes
----	----	-----

Last Update 12/31/19

CITY OF NORMAN

PROJECT TITLE:	24th Ave NE - Rock Creek to Tecumseh	PROJECT TYPE:	Transp. w Fedl Fndg	Improv.
PROJ. CATEGORY:	Widening and Reconstruction	PROJECT NUMBER:	BP0426	
DEPARTMENT:	Public Works	ACCOUNT NUMBER:	050-9419-431	
MANAGER:	Tim Miles	BEGIN & END DATES:	4/3/21	to 12/30/27
WARD(s):	6	LIFE EXPECTANCY:	20 Years	

DETAILED PROJECT DESCRIPTION:

The project widens and improves safety on 24th Avenue NE from Rock Creek Road to Tecumseh Road.

EXPENDITURE SCHEDULE through CITY Accounts by FY

Account Number	Cost Element	TOTAL ALL FISCAL YRS	Actual Prior Years	Budget FYE 2020	FYE 2021	FYE 2022	FYE 2023	FYE 2024	FYE 2025	Beyond 5 Years
6201	Design	991,926				991,926				
6001	ROW	420,000					420,000			
6701	Utilities	500,000						500,000		
6101	Const	1,629,404	0						1,629,404	
6301	Matls	0								
		0								
	Total	3,541,330	0	0	0	991,926	420,000	500,000	1,629,404	0

OPERATING IMPACT:

Negligible	Genl Fnd	\$5,000 per year for electricity and preventive maintenance
------------	----------	---

STATUS & COMMENTS:

City Council will be required to approve a programming resolution requesting federal funds for the project. Federal funds through ACOG to pay for 80% of the construction cost will be requested in the coming years.

TOTAL PROJECT BUDGET BY FUND SOURCE AND PURPOSE:

THIS PROJECT NEEDS ASSISTANCE FROM:

Purpose	2019 GOB	Fed. Aid	Private	Total
Design	991,926		0	991,926
ROW	420,000			420,000
Utilities	500,000			500,000
Const.	1,629,404	6,517,615		8,147,019
Materials	0			0
Total	3,541,330	6,517,615	0	10,058,945

Bldg Maint	no
IT	no
Pub Wks	yes
Utilities	yes
Parks	no
Other	yes

Reimbursable Account?

no	no	yes
----	----	-----

Last Update 1/2/20

ANNUAL BUDGET

CITY OF NORMAN

PROJECT TITLE:	48th NW Phase 1 - Robinson to Rock Creek	PROJECT TYPE:	Transp. w/ Fedl Fndg	Improv.
PROJ. CATEGORY:	Widening and Reconstruction	PROJECT NUMBER:	BP0427	
DEPARTMENT:	Public Works	ACCOUNT NUMBER:	050-9419-431	
MANAGER:	Paul D'Andrea	BEGIN & END DATES:	12/1/22	to 12/30/28
WARD(s):	3	LIFE EXPECTANCY:	20 Years	

DETAILED PROJECT DESCRIPTION:

The project widens and improves safety on 48th Avenue NW from Robinson Street to Rock Creek Road.

EXPENDITURE SCHEDULE through CITY Accounts by FY

Account Number	Cost Element	TOTAL ALL FISCAL YRS	Actual Prior Years	Budget FYE 2020	FYE 2021	FYE 2022	FYE 2023	FYE 2024	FYE 2025	Beyond 5 Years
6201	Design	735,033					735,033			
6001	ROW	1,729,400						1,729,400		
6701	Utilities	400,000							400,000	
6101	Const	1,229,367	0							1,229,367
6301	Matls	0								
		0								
	Total	4,093,800	0	0	0	0	735,033	1,729,400	400,000	1,229,367

OPERATING IMPACT:

Negligible	Genl Fnd	\$5,000 per year for electricity and preventive maintenance
------------	----------	---

STATUS & COMMENTS:

City Council approved a programming resolution requesting federal funds for the project during the November 10, 2015 Council meeting. Federal funds through ACOG to pay for 80% of the construction cost will be requested in the coming years.

Private funds from area developers will be used to fund the engineering design and utility relocation costs associated with the project. City and private funds will be used to fund the local share of the construction cost.

TOTAL PROJECT BUDGET BY FUND SOURCE AND PURPOSE:

THIS PROJECT NEEDS ASSISTANCE FROM:

Purpose	2019 GOB	Fed. Aid	Private	Total
Design	735,033		0	735,033
ROW	1,729,400			1,729,400
Utilities	400,000			400,000
Const.	1,229,367	4,917,469		6,146,836
Materials	0			0
Total	4,093,800	4,917,469	0	9,011,269
Reimbursable Account?	no	no	yes	

Bldg Maint	no
IT	no
Pub Wks	yes
Utilities	yes
Parks	no
Other	yes

Last Update 12/31/19

CITY OF NORMAN

PROJECT TITLE:	48th NW Phase 2 - Rock Creek to Tecumseh	PROJECT TYPE:	Transp. w/ Fedl Fndg	Improv.
PROJ. CATEGORY:	Widening and Reconstruction	PROJECT NUMBER:	BP0431	
DEPARTMENT:	Public Works	ACCOUNT NUMBER:	050-9419-431	
MANAGER:	Paul D'Andrea	BEGIN & END DATES:	12/1/24	to 12/30/31
WARD(s):	3 8	LIFE EXPECTANCY:	20 Years	

DETAILED PROJECT DESCRIPTION:

The project widens and improves safety on 48th Avenue NW from Rock Creek Road to Tecumseh Road.

EXPENDITURE SCHEDULE through CITY Accounts by FY

Account Number	Cost Element	TOTAL ALL FISCAL YRS	Actual Prior Years	Budget FYE 2020	FYE 2021	FYE 2022	FYE 2023	FYE 2024	FYE 2025	Beyond 5 Years
6201	Design	768,261								768,261
6001	ROW	144,000								144,000
6701	Utilities	300,000								300,000
6101	Const	1,353,778	0							1,353,778
6301	Matls	0								
		0								
	Total	2,566,039	0	0	0	0	0	0	0	2,566,039

OPERATING IMPACT:

Negligible	Genl Fnd	\$5,000 per year for electricity and preventive maintenance
------------	----------	---

STATUS & COMMENTS:

City Council approved a programming resolution requesting federal funds for the project during the November 10, 2015 Council meeting. Federal funds through ACOG to pay for 80% of the construction cost will be requested in the coming years.

Private funds from area developers will be used to fund the engineering design and utility relocation costs associated with the project. City and private funds will be used to fund the local share of the construction cost.

TOTAL PROJECT BUDGET BY FUND SOURCE AND PURPOSE:

THIS PROJECT NEEDS ASSISTANCE FROM:

Purpose	2019 GOB	Fed. Aid	Private	Total
Design	768,261		0	768,261
ROW	144,000			144,000
Utilities	300,000			300,000
Const.	1,353,778	5,415,113		6,768,891
Materials	0			0
Total	2,566,039	5,415,113	0	7,981,152
Reimbursable Account?	no	no	yes	

Bldg Maint	no
IT	no
Pub Wks	yes
Utilities	yes
Parks	no
Other	yes

Last Update 12/31/19

CITY OF NORMAN

PROJECT TITLE:	Gray Street 2-way Conversion	PROJECT TYPE:	Transp. w/ Fedl Fndg	Improv.
PROJ. CATEGORY:	Widening and Reconstruction	PROJECT NUMBER:	BP0424	
DEPARTMENT:	Public Works	ACCOUNT NUMBER:	050-9419-431	
MANAGER:	Paul D'Andrea	BEGIN & END DATES:	4/3/19	to 12/30/29
WARD(s):	4	LIFE EXPECTANCY:	20 Years	

DETAILED PROJECT DESCRIPTION:

The project converts Gray street to two-way traffic from Porter to University. This project will also include placing quad gates at the railroad crossing and streetscape improvements

EXPENDITURE SCHEDULE through CITY Accounts by FY

Account Number	Cost Element	TOTAL ALL FISCAL YRS	Actual Prior Years	Budget FYE 2020	FYE 2021	FYE 2022	FYE 2023	FYE 2024	FYE 2025	Beyond 5 Years
6201	Design	548,966		548,966						
6001	ROW	0								
6701	Utilities	0								
6101	Const	4,172,138	0		4,172,138					
6301	Matls	0								
		0								
	Total	4,721,104	0	548,966	0	4,172,138	0	0	0	0

OPERATING IMPACT:

Negligible	Genl Fnd	\$5,000 per year for electricity and preventive maintenance
------------	----------	---

STATUS & COMMENTS:

TOTAL PROJECT BUDGET BY FUND SOURCE AND PURPOSE:

Purpose	2019 GOB	Other	Private	Total
Design	548,966		0	548,966
ROW	0			0
Utilities	0			0
Const.	4,172,138			4,172,138
Materials	0			0
Total	4,721,104	0	0	4,721,104

THIS PROJECT NEEDS ASSISTANCE FROM:

Bldg Maint	no
IT	no
Pub Wks	yes
Utilities	yes
Parks	no
Other	yes

Reimbursable Account? no

no

yes

Last Update 12/31/19

ANNUAL BUDGET

CITY OF NORMAN

PROJECT TITLE:	Lindsey Street Phase 1 Elm Ave. to Jenkins Ave.	PROJECT TYPE:	Transp. w/ Fedl Fndg	Improv.
PROJ. CATEGORY:	Widening and Reconstruction	PROJECT NUMBER:	BP0428	
DEPARTMENT:	Public Works	ACCOUNT NUMBER:	050-9419-431	
MANAGER:	Tim Miles	BEGIN & END DATES:	4/3/19	to 12/30/29
WARD(s):	7	LIFE EXPECTANCY:	20 Years	

DETAILED PROJECT DESCRIPTION:

The project widens and improves safety on Lindsey Street from Elm Avenue to Jenkins Avenue including 3,600,000 in drainage improvements for the flooding issues at the intersection of Lindsey Street and Elm Avenue.

EXPENDITURE SCHEDULE through CITY Accounts by FY

Account Number	Cost Element	TOTAL ALL FISCAL YRS	Actual Prior Years	Budget FYE 2020	FYE 2021	FYE 2022	FYE 2023	FYE 2024	FYE 2025	Beyond 5 Years
6201	Design	935,688	0				935,688			
6001	ROW	0	0							
6701	Utilities	0	0							
6101	Const	1,592,915	0							1,592,915
6301	Matls	0								
		0								
	Total	2,528,603	0	0	0	0	935,688	0	0	1,592,915

OPERATING IMPACT: Negligible Genl Fnd \$5,000 per year for electricity and preventive maintenance

STATUS & COMMENTS:

City Council will be required to approve a programming resolution requesting federal funds for the project. Federal funds through ACOG to pay for 80% of the construction cost will be requested in the coming years.

TOTAL PROJECT BUDGET BY FUND SOURCE AND PURPOSE:

THIS PROJECT NEEDS ASSISTANCE FROM:

Purpose	2019 GOB	Fed. Aid	Private	Total
Design	935,688		0	935,688
ROW	0			0
Utilities	0			0
Const.	1,592,915	6,371,661		7,964,576
Materials	0			0
Total	2,528,603	6,371,661	0	8,900,264

Bldg Maint	no
IT	no
Pub Wks	yes
Utilities	yes
Parks	no
Other	yes

Reimbursable Account? no no yes

Last Update 1/2/20

CITY OF NORMAN

PROJECT TITLE:	Lindsey Street Phase 2 Pickard Ave. to Elm Ave.	PROJECT TYPE:	Transp. w/ Fedl Fndg	Improv.
PROJ. CATEGORY:	Widening and Reconstruction	PROJECT NUMBER:	BP0432	
DEPARTMENT:	Public Works	ACCOUNT NUMBER:	050-9419-431	
MANAGER:	Tim Miles	BEGIN & END DATES:	4/3/19	to 12/30/31
WARD(s):	4 7	LIFE EXPECTANCY:	20 Years	

DETAILED PROJECT DESCRIPTION:

The project widens and improves safety on Lindsey Street from Pickard Avenue to Elm Avenue. Work will include a road section with curb and gutter, bike lanes, sidewalks and drainage. Consideration will be given to turn lanes at major intersections.

EXPENDITURE SCHEDULE through CITY Accounts by FY

Account Number	Cost Element	TOTAL ALL FISCAL YRS	Actual Prior Years	Budget FYE 2020	FYE 2021	FYE 2022	FYE 2023	FYE 2024	FYE 2025	Beyond 5 Years
6201	Design	395,694	0							395,694
6001	ROW	956,300	0							956,300
6701	Utilities	0	0							
6101	Const	697,266	0							697,266
6301	Matls	0								
		0								
	Total	2,049,260	0	0	0	0	0	0	0	2,049,260

OPERATING IMPACT:

Negligible	Genl Fnd	\$5,000 per year for electriciry and preventive maintenance
------------	----------	---

STATUS & COMMENTS:

City Council will be required to approve a programming resolution requesting federal funds for the project. Federal funds through ACOG to pay for 80% of the construction cost will be requested in the coming years.

TOTAL PROJECT BUDGET BY FUND SOURCE AND PURPOSE:

THIS PROJECT NEEDS ASSISTANCE FROM:

Purpose	2019 GOB	Fed. Aid	Private	Total
Design	395,694		0	395,694
ROW	956,300			956,300
Utilities	0			0
Const.	697,266	2,789,062		3,486,328
Materials	0			0
Total	2,049,260	2,789,062	0	4,838,322

Bldg Maint	no
IT	no
Pub Wks	yes
Utilities	yes
Parks	no
Other	yes

Reimbursable Account? no

no yes

Last Update 1/2/20

CITY OF NORMAN

PROJECT TITLE:	Indian Hills Road- 48th Ave. NW to I-35	PROJECT TYPE:	Transp. w Fedl Fndg	Improv.
PROJ. CATEGORY:	Widening and Reconstruction	PROJECT NUMBER:	BP0429	
DEPARTMENT:	Public Works	ACCOUNT NUMBER:	050-9419-431	
MANAGER:	Paul D'Andrea	BEGIN & END DATES:	12/1/15	to 12/30/30
WARD(s):	8	LIFE EXPECTANCY:	20 Years	

DETAILED PROJECT DESCRIPTION:

The project widens and improves safety on Indian Hills Road from 48th Avenue NW to I-35.

EXPENDITURE SCHEDULE through CITY Accounts by FY

Account Number	Cost Element	TOTAL ALL FISCAL YRS	Actual Prior Years	Budget FYE 2020	FYE 2021	FYE 2022	FYE 2023	FYE 2024	FYE 2025	Beyond 5 Years
6201	Design	1,373,561							1,373,561	
6001	ROW	1,211,200								1,211,200
6701	Utilities	1,500,000								1,500,000
6101	Const	4,396,865	0							4,396,865
6301	Matls	0								
		0								
	Total	8,481,626	0	0	0	0	0	0	1,373,561	7,108,065

OPERATING IMPACT:

Negligible	Genl Fnd	\$5,000 per year for electricity and preventive maintenance
------------	----------	---

STATUS & COMMENTS:

City Council approved a programming resolution requesting federal funds for the project during the November 10, 2015 Council meeting. Federal funds through ACOG to pay for 80% of the construction cost will be requested in the coming years.

This project is eligible for recoupment.

TOTAL PROJECT BUDGET BY FUND SOURCE AND PURPOSE:

THIS PROJECT NEEDS ASSISTANCE FROM:

Purpose	2019 GOB	Fed. Aid	Private	Total
Design	1,373,561		0	1,373,561
ROW	1,211,200			1,211,200
Utilities	1,500,000			1,500,000
Const.	4,396,865	7,500,000		11,896,865
Materials	0			0
Total	8,481,626	7,500,000	0	15,981,626

Bldg Maint	no
IT	no
Pub Wks	yes
Utilities	yes
Parks	no
Other	yes

Reimbursable Account? no

no yes

Last Update 12/31/19

ANNUAL BUDGET

CITY OF NORMAN

PROJECT TITLE:	Indian Hills Road and I-35 Matheing Funds	PROJECT TYPE:	Transp. w/ Fedl Fndg	Improvmt.
PROJ. CATEGORY:	Widening and Reconstruction	PROJECT NUMBER:	BP0430	
DEPARTMENT:	Public Works	ACCOUNT NUMBER:	050-9419-431	
MANAGER:	Paul D'Andrea	BEGIN & END DATES:	4/3/19	to 12/30/30
WARD(s):	8	LIFE EXPECTANCY:	20 Years	

DETAILED PROJECT DESCRIPTION:

These funds are to be used as matching funds for the ODOT improvements of the Indian Hills Road and I-35 interchange. These funds might assist in getting this project moved forward on the ODOT 8-year plan.

EXPENDITURE SCHEDULE through CITY Accounts by FY

Account Number	Cost Element	TOTAL ALL FISCAL YRS	Actual Prior Years	Budget FYE 2020	FYE 2021	FYE 2022	FYE 2023	FYE 2024	FYE 2025	Beyond 5 Years
6201	Design									
6001	ROW									
6701	Utilities									
6101	Const	2,000,000	0							2,000,000
6301	Matls	0								
		0								
	Total	2,000,000	0	0	0	0	0	0	0	2,000,000

OPERATING IMPACT: Negligible Genl Fnd \$5,000 per year for electricity and preventive maintenance

STATUS & COMMENTS:

City Council approved a programming resolution requesting federal funds for the project during the November 10, 2015 Council meeting. Federal funds through ACOG to pay for 80% of the construction cost will be requested in the coming years.

This project is eligible for recoupment.

TOTAL PROJECT BUDGET BY FUND SOURCE AND PURPOSE:

THIS PROJECT NEEDS ASSISTANCE FROM:

Purpose	2019 GOB	Other	Private	Total
Design	0		0	0
ROW	0			0
Utilities	0			0
Const.	2,000,000			2,000,000
Materials	0			0
Total	2,000,000	0	0	2,000,000

Bldg Maint	no
IT	no
Pub Wks	yes
Utilities	yes
Parks	no
Other	yes

Reimbursable Account? no no yes

Last Update 12/31/19

CITY OF NORMAN

PROJECT TITLE:	Rock Creek Road - Queenston Ave. to 24th Ave NE	PROJECT TYPE:	Transp. w/ Fedl Fndg	Improv.
PROJ. CATEGORY:	Widening and Reconstruction	PROJECT NUMBER:	BP0434	
DEPARTMENT:	Public Works	ACCOUNT NUMBER:	050-9419-431	
MANAGER:	Tim Miles	BEGIN & END DATES:	4/3/19	to 12/30/32
WARD(s):	6	LIFE EXPECTANCY:	20 Years	

DETAILED PROJECT DESCRIPTION:

The project widens and improves safety on Rock Creek Road from Quesnston Avenue to 24th Avenue NE.

EXPENDITURE SCHEDULE through CITY Accounts by FY

Account Number	Cost Element	TOTAL ALL FISCAL YRS	Actual Prior Years	Budget FYE 2019	FYE 2020	FYE 2021	FYE 2022	FYE 2023	FYE 2024	Beyond 5 Years
6201	Design	589,934								589,934
6001	ROW	227,500								227,500
6701	Utilities	250,000								250,000
6101	Const	1,057,160	0							1,057,160
6301	Matls	0								
		0								
	Total	2,124,594	0	0	0	0	0	0	0	2,124,594

OPERATING IMPACT: Negligible Genl Fnd \$5,000 per year for electricity and preventive maintenance

STATUS & COMMENTS:

City Council will be required to approve a programming resolution requesting federal funds for the project. Federal funds through ACOG to pay for 80% of the construction cost will be requested in the coming years.

This project is eligible for recoupment.

TOTAL PROJECT BUDGET BY FUND SOURCE AND PURPOSE:

THIS PROJECT NEEDS ASSISTANCE FROM:

Purpose	2019 GOB	Fed. Aid	Private	Total
Design	589,934		0	589,934
ROW	227,500			227,500
Utilities	250,000			250,000
Const.	1,057,160	4,228,643		5,285,803
Materials	0			0
Total	2,124,594	4,228,643	0	6,353,237

Bldg Maint	no
IT	no
Pub Wks	yes
Utilities	yes
Parks	no
Other	yes

Reimbursable Account? no no yes

Last Update 1/2/20

CITY OF NORMAN

PROJECT TITLE:	ADA Compliance Audit & Repair	PROJECT TYPE:	Transp Cty Fnd Only	Improvmt.
PROJ. CATEGORY:		PROJECT NUMBER:	TC0038	
DEPARTMENT:	Public Works	ACCOUNT NUMBER:	050-9026-431	
MANAGER:	Jack Burdett	BEGIN & END DATES:	7/1/15	to 8/30/20
WARD(s):	All	LIFE EXPECTANCY:	20 years	

DETAILED PROJECT DESCRIPTION:

This project locates non-ADA compliant sites and makes minor repairs and identifies locations for larger repairs. Specified Locations will be in areas identified by the ADA transition plan.

EXPENDITURE SCHEDULE through CITY Accounts by FY

Account Number	Cost Element	TOTAL ALL FISCAL YRS	Actual Prior Years	Budget FYE 2019	FYE 2020	FYE 2021	FYE 2022	FYE 2023	FYE 2024	Beyond 5 Years
050-9026-431.61-01	Const	910,000	1,740	408,260	100,000	100,000	100,000	100,000	100,000	ongoing
		0								
		0								
		0								
		0								
		0								
	Total	910,000	1,740	408,260	100,000	100,000	100,000	100,000	100,000	0

OPERATING IMPACT:

positive

 Genl Fnd Personnel, Capital Equipment and Materials.

STATUS & COMMENTS:

TOTAL PROJECT BUDGET BY FUND SOURCE AND PURPOSE:

THIS PROJECT NEEDS ASSISTANCE FROM:

Purpose	Fnd 50			Total	Bldg Maint	
Design	910,000			910,000	IT	
ROW	0			0	Pub Wks	
Utilities	0			0	Utilities	
Const.	0			0	Parks	
Materials	0			0	Other	
Total	910,000	0	0	910,000		
Reimbursable Account?	no					

Last Update 2/8/19

ANNUAL BUDGET

CITY OF NORMAN

PROJECT TITLE:	Bridge Maintenance Program	PROJECT TYPE:	Transp Cty Fnd Only	Maint.
PROJ. CATEGORY:	Bridge Maintenance Program	PROJECT NUMBER:	TC0254	
DEPARTMENT:	Public Works	ACCOUNT NUMBER:	050-9687-431	
MANAGER:	Tony Mensah	BEGIN & END DATES:	7/1/14	to 7/1/23
WARD(s):	All	LIFE EXPECTANCY:	20 yrs.	

DETAILED PROJECT DESCRIPTION:

The City of Norman is responsible for the maintenance of 73 bridges. Every two years the bridges are inspected by a registered professional engineer approved by the Oklahoma Department of Transportation (ODOT) to inspect bridges in the State. The inspection report for all 73 bridges identifies elements of each bridge that needs maintenance. Some of the maintenance can be performed by the Street Division; however, some of it cannot. This capital project provides funding for the maintenance work that cannot be performed by the Street Division. If a bridge is allowed to deteriorate due to the lack of maintenance, it can become unsafe and, as a result, become a liability to the City of Norman and its residents. If it reaches a certain point of dis-repair, ODOT would require that the bridge be closed immediately.

EXPENDITURE SCHEDULE through CITY Accounts by FY

Account Number	Cost Element	TOTAL ALL FISCAL YRS	Actual Prior Years	Budget FYE 2019	FYE 2020	FYE 2021	FYE 2022	FYE 2023	FYE 2024	Beyond 5 Years
050-9687-431.62-01	Design	290,000	140,000	25,000	25,000	25,000	25,000	25,000	25,000	ongoing
050-9687-431.61-01	Const	860,000	410,000	75,000	75,000	75,000	75,000	75,000	75,000	ongoing
		0								
		0								
		0								
		0								
	Total	1,150,000	550,000	100,000	100,000	100,000	100,000	100,000	100,000	0

OPERATING IMPACT:

positive	Genl Fnd
----------	----------

STATUS & COMMENTS:

This budget item reflects a portion of the extent of necessary drainage/transportation infrastructure maintenance to ensure a safe transportation system and to defer structural replacement. However, two bridges beyond their useful life are on the horizon for replacement including Franklin Road Bridge located 0.1 mile west of 36th Avenue NE and East Robinson Street Bridge located 0.6 mile east of 72nd Avenue NE. Studies need to be completed on these bridges in FYE19 to determine H&H requirements and estimated costs so construction funding sources can be identified.

TOTAL PROJECT BUDGET BY FUND SOURCE AND PURPOSE:

Purpose	Fnd 50		Total
Design	290,000		290,000
ROW			0
Utilities			0
Const.	860,000		860,000
Materials			0
Total	1,150,000	0	1,150,000
Reimbursable Account?	no		

THIS PROJECT NEEDS ASSISTANCE FROM:

Bldg Maint	
IT	
Pub Wks	
Utilities	
Parks	
Other	

Last Update 2/1/19

CITY OF NORMAN

PROJECT TITLE:	Citywide Sidewalk Reconstruction	PROJECT TYPE:	Transp Cty Fnd Only	Maint.
PROJ. CATEGORY:	General Maintenance	PROJECT NUMBER:	TC0273	
DEPARTMENT:	Public Works	ACCOUNT NUMBER:	50590052-46101	
MANAGER:		BEGIN & END DATES:	7/1/20	to Annual
WARD(s):	All	LIFE EXPECTANCY:	20 years	

DETAILED PROJECT DESCRIPTION:

This project repairs hazardous or deteriorated sidewalks and concrete curb and gutters city wide. Specific locations will be chosen based on the willingness of property owners to contribute 50% of the construction costs. These funds can also be used to construct new sidewalk along an entire city block if 80% of the property owners agree to pay for 50% of the construction costs.

EXPENDITURE SCHEDULE through CITY Accounts by FY

Account Number	Cost Element	TOTAL ALL FISCAL YRS	Actual Prior Years	Budget FYE 2020	FYE 2021	FYE 2022	FYE 2023	FYE 2024	FYE 2025	Beyond 5 Years
	Design	0	0							
	ROW	0	0							
	Utilities	0	0							
50590052-46101	Const	1,161,718	861,718	50,000	50,000	50,000	50,000	50,000	50,000	ongoing
	Matls	0	0							
		0	0							
	Total	1,161,718	861,718	50,000	50,000	50,000	50,000	50,000	50,000	0

OPERATING IMPACT: positive Genl Fnd The impact of this project will improve pedestrian access and reduce public risks.

STATUS & COMMENTS:

TOTAL PROJECT BUDGET BY FUND SOURCE AND PURPOSE:

THIS PROJECT NEEDS ASSISTANCE FROM:

Purpose	Fnd 50			Total	Bldg Maint	
Design	0			0	IT	
ROW	0			0	Pub Wks	
Utilities	0			0	Utilities	
Const.	1,161,718			1,161,718	Parks	
Materials	0			0	Other	
Total	1,161,718	0	0	1,161,718		
Reimbursable Account?						

Last Update 1/3/20

ANNUAL BUDGET

CITY OF NORMAN

PROJECT TITLE:	Community/Neighborhood Improvements	PROJECT TYPE:	Transp Cty Fnd Only	Improv.
PROJ. CATEGORY:	Community/Neighborhood Improvements	PROJECT NUMBER:	CD0001	
DEPARTMENT:	Planning & Community Development	ACCOUNT NUMBER:	050-9373-431	
MANAGER:	Lisa Krieg	BEGIN & END DATES:	7/1/07	to ongoing
WARD(s):	4	LIFE EXPECTANCY:		

DETAILED PROJECT DESCRIPTION:

Infrastructure projects identified within neighborhoods in the Core Area. FYE20 efforts will concentrate on leveraging funds from the CDBG program in the Original Townsite Neighborhood. Activities may include sidewalk construction, tree planting, small drainage projects, and street improvements.

EXPENDITURE SCHEDULE through CITY Accounts by FY

Account Number	Cost Element	TOTAL ALL FISCAL YRS	Actual Prior Years	Budget FYE 2019	FYE 2020	FYE 2021	FYE 2022	FYE 2023	FYE 2024	Beyond 5 Years
050-9373-431.61-01	Const	920,625	420,625	0	100,000	100,000	100,000	100,000	100,000	ongoing
		0								
		0								
		0								
		0								
		0								
	Total	920,625	420,625	0	100,000	100,000	100,000	100,000	100,000	0

OPERATING IMPACT: negligible Genl Fnd

STATUS & COMMENTS:

\$100,000 has been budgeted annually since 2008 with the exception of FYE16, FYE17, FYE18 & FYE19. Activities have primarily been for sidewalk construction where identified in the neighborhood plans.

TOTAL PROJECT BUDGET BY FUND SOURCE AND PURPOSE:

THIS PROJECT NEEDS ASSISTANCE FROM:

Purpose	Fnd 50		Total
Design			0
ROW			0
Utilities			0
Const.	920,625		920,625
Materials			0
Total	920,625	0	920,625

Bldg Maint	
IT	
Pub Wks	
Utilities	
Parks	
Other	

Reimbursable Account? no

Last Update 2/5/19

CITY OF NORMAN

PROJECT TITLE:	Downtown Sidewalks and Curbs	PROJECT TYPE:	Transp Cty Fnd Only	Maint.
PROJ. CATEGORY:	General Maintenance	PROJECT NUMBER:	TC0274	
DEPARTMENT:	Public Works	ACCOUNT NUMBER:	50597716-46101	
MANAGER:		BEGIN & END DATES:	7/1/20	to Annual
WARD(s):	All	LIFE EXPECTANCY:	20 years	

DETAILED PROJECT DESCRIPTION:

This project repairs the deteriorated sidewalks and curbs in the downtown area. The particular sites to be repaired will be chosen by City staff and will be based on a recommendation from the Downtown Merchants Association. This fiscal year this program will focus on Commanche Street from Jones to Porter improving accessibility and ADA Compliance.

EXPENDITURE SCHEDULE through CITY Accounts by FY

Account Number	Cost Element	TOTAL ALL FISCAL YRS	Actual Prior Years	Budget FYE 2020	FYE 2021	FYE 2022	FYE 2023	FYE 2024	FYE 2025	Beyond 5 Years
	Design	0	0							
	ROW	0	0							
	Utilities	0	0							
50597716-46101	Const	996,097	696,097	50,000	50,000	50,000	50,000	50,000	50,000	ongoing
	Matls	0	0							
		0	0							
	Total	996,097	696,097	50,000	50,000	50,000	50,000	50,000	50,000	0

OPERATING IMPACT: positive Genl Fnd The impact of this project will improve pedestrian access and reduce public risks.

STATUS & COMMENTS:

TOTAL PROJECT BUDGET BY FUND SOURCE AND PURPOSE:

THIS PROJECT NEEDS ASSISTANCE FROM:

Purpose	Fnd 50		Total
Design	0		0
ROW	0		0
Utilities	0		0
Const.	996,097		996,097
Materials	0		0
Total	996,097	0	996,097

Bldg Maint	
IT	
Pub Wks	
Utilities	
Parks	
Other	

Reimbursable Account?

Last Update 2/27/20

ANNUAL BUDGET

CITY OF NORMAN

PROJECT TITLE:	Driveway Repair Program	PROJECT TYPE:	Transp Cty Fnd Only	Maint.
PROJ. CATEGORY:	General Maintenance	PROJECT NUMBER:	SC0659	
DEPARTMENT:	Public Works	ACCOUNT NUMBER:	50593370-46101	
MANAGER:		BEGIN & END DATES:	7/1/20	to Annual
WARD(s):	4 7 8	LIFE EXPECTANCY:	50 years	

DETAILED PROJECT DESCRIPTION:

This project repairs hazardous or deteriorated driveways in the Central Core Area. Specific locations will be chosen based on criteria established by Council. All inquiries regarding replacement driveways will be directed to the City Engineer (or designee).

The following material is the selection criterion that staff will look at to determine which driveways will qualify initially and when funding is limited.

1. Core Area (mandatory)
2. Requested by the property owner of a platted residential use lot (mandatory)
3. The property owner must pave the portion of the driveway that is on private property at his or her expense (mandatory)
4. Drive is for established residential lot with structure(s). No new homes or subsequent to structure demolition (mandatory).
5. Condition of existing Driveway
6. Extent of pavement on existing driveway
7. Percent of Driveways in block that are paved.

EXPENDITURE SCHEDULE through CITY Accounts by FY

Account Number	Cost Element	TOTAL ALL FISCAL YRS	Actual Prior Years	Budget FYE 2020	FYE 2021	FYE 2022	FYE 2023	FYE 2024	FYE 2025	Beyond 5 Years
	Design	0	0							
	ROW	0	0							
	Utilities	0	0							
50593370-46101	Const	312,033	252,033	10,000	10,000	10,000	10,000	10,000	10,000	ongoing
	Matls	0	0							
		0	0							
	Total	312,033	252,033	10,000	10,000	10,000	10,000	10,000	10,000	0

OPERATING IMPACT: positive Genl Fnd The impact of this project will improve residential dust fee driveway access.

STATUS & COMMENTS:

TOTAL PROJECT BUDGET BY FUND SOURCE AND PURPOSE:

THIS PROJECT NEEDS ASSISTANCE FROM:

Purpose	Fnd 50		Total
Design	0		0
ROW	0		0
Utilities	0		0
Const.	312,033		312,033
Materials	0		0
Total	312,033	0	312,033

Bldg Maint	
IT	
Pub Wks	
Utilities	
Parks	
Other	

Reimbursable Account?

Last Update 2/27/20

CITY OF NORMAN

PROJECT TITLE:	EDC Manual Update	PROJECT TYPE:	Transp Cty Fnd Only	Improv.
PROJ. CATEGORY:	Design Manuals	PROJECT NUMBER:	BG0076	
DEPARTMENT:	Public Works	ACCOUNT NUMBER:	050-9408-431	
MANAGER:	Carrie Evenson	BEGIN & END DATES:	7/1/18	to 7/1/19
WARD(s):	All	LIFE EXPECTANCY:	N/A	

DETAILED PROJECT DESCRIPTION:

The City of Norman Engineering Design Criteria Manual and the Standard Specifications and Construction Drawings Manual were last updated in July 2006. These manuals are critical to ensure that City projects are designed and constructed to industry standards. The various sections and drawings have become outdated over the years so it is time for a major overhaul of these documents.

EXPENDITURE SCHEDULE through CITY Accounts by FY

Account Number	Cost Element	TOTAL ALL FISCAL YRS	Actual Prior Years	Budget FYE 2020	FYE 2021	FYE 2022	FYE 2023	FYE 2024	FYE 2025	Beyond 5 Years
6201	Design	275,000	0	100,000	175,000					
		0								
		0								
		0								
		0								
		0								
	Total	275,000	0	100,000	175,000	0	0	0	0	0

OPERATING IMPACT:

positive	Genl Fnd
----------	----------

STATUS & COMMENTS:

TOTAL PROJECT BUDGET BY FUND SOURCE AND PURPOSE:

THIS PROJECT NEEDS ASSISTANCE FROM:

Purpose	Fnd 50		Total
Design	275,000		275,000
ROW			0
Utilities			0
Const.	0		0
Materials			0
Total	275,000	0	275,000

Bldg Maint	
IT	
Pub Wks	
Utilities	
Parks	
Other	

Reimbursable Account? no

Last Update 1/2/20

CITY OF NORMAN

PROJECT TITLE:	Sidewalk Horizontal Saw Cut Program	PROJECT TYPE:	Transp Cty Fnd Only	Maint.
PROJ. CATEGORY:	General Maintenance	PROJECT NUMBER:	TC0155	
DEPARTMENT:	Public Works	ACCOUNT NUMBER:	50594407-46101	
MANAGER:		BEGIN & END DATES:	7/1/20	to Annual
WARD(s):	All	LIFE EXPECTANCY:	20 years	

DETAILED PROJECT DESCRIPTION:

This project locates non-ADA compliant sidewalks makes minor repairs and identifies locations for larger repairs. Project uses horizontal saw cutting technology to eliminate tripping hazards, which is 70% less costly than conventional methods. Specified locations will be in approximately one half square mile areas be surveyed by the contractor to develop the project boundry and work will completed up to the budgeted funding amount. Target location will be Robinson Street between 36th Avenue to 48th Ave. West on both sides of the street. Any Additional work shall extend north and south from Robinson on 48th Avenue N.W. and 36th Ave N.W.

EXPENDITURE SCHEDULE through CITY Accounts by FY

Account Number	Cost Element	TOTAL ALL FISCAL YRS	Actual Prior Years	Budget FYE 2020	FYE 2021	FYE 2022	FYE 2023	FYE 2024	FYE 2025	Beyond 5 Years
	Design	0	0							
	ROW	0	0							
	Utilities	0	0							
50594407-46101	Const	560,000	320,000	40,000	40,000	40,000	40,000	40,000	40,000	ongoing
	Matls	0	0							
		0	0							
	Total	560,000	320,000	40,000	40,000	40,000	40,000	40,000	40,000	0

OPERATING IMPACT:

positive	Genl Fnd	The impact of this project will improve pedestrian access and reduce public risks.
----------	----------	--

STATUS & COMMENTS:

TOTAL PROJECT BUDGET BY FUND SOURCE AND PURPOSE:

THIS PROJECT NEEDS ASSISTANCE FROM:

Purpose	Fnd 50			Total	Bldg Maint	
Design	0			0	IT	
ROW	0			0	Pub Wks	
Utilities	0			0	Utilities	
Const.	560,000			560,000	Parks	
Materials	0			0	Other	
Total	560,000	0	0	560,000		
Reimbursable Account?						

Last Update 2/27/20

CITY OF NORMAN

PROJECT TITLE:	Sidewalk Program Schools & Arterials	PROJECT TYPE:	Transp Cty Fnd Only	Maint.
PROJ. CATEGORY:	General Maintenance	PROJECT NUMBER:	TC0249	
DEPARTMENT:	Public Works	ACCOUNT NUMBER:	50593317-46101	
MANAGER:		BEGIN & END DATES:	7/1/20	to Annual
WARD(s):	All	LIFE EXPECTANCY:	20 years	

DETAILED PROJECT DESCRIPTION:

This project will construct sidewalks adjacent to elementary schools that have no sidewalk and along arterial roads with heavy pedestrian traffic that currently have no sidewalks.

FYE 21 Project Location:

- Iowa Street from Sherry Ave. to Sundown Drive. Route is located on the west of Cleveland Elementary School. Project to provide ADA accessibility on the south side of the street and crossings at Cleveland Elementary School for students arriving from the west and southwest.

EXPENDITURE SCHEDULE through CITY Accounts by FY

Account Number	Cost Element	TOTAL ALL FISCAL YRS	Actual Prior Years	Budget FYE 2020	FYE 2021	FYE 2022	FYE 2023	FYE 2024	FYE 2025	Beyond 5 Years
	Design	0	0							
	ROW	0	0							
	Utilities	0	0							
50593317-46101	Const	1,711,698	1,231,698	80,000	80,000	80,000	80,000	80,000	80,000	ongoing
	Matls	0	0							
		0	0							
	Total	1,711,698	1,231,698	80,000	80,000	80,000	80,000	80,000	80,000	0

OPERATING IMPACT:

positive

Genl Fnd

 The impact of this project will improve pedestrian access and reduce public risks.

STATUS & COMMENTS:

TOTAL PROJECT BUDGET BY FUND SOURCE AND PURPOSE:

THIS PROJECT NEEDS ASSISTANCE FROM:

Purpose	Fnd 50			Total
Design	0			0
ROW	0			0
Utilities	0			0
Const.	1,711,698			1,711,698
Materials	0			0
Total	1,711,698	0	0	1,711,698

Bldg Maint	
IT	
Pub Wks	
Utilities	
Parks	
Other	

Reimbursable Account?

Last Update 2/27/20

CITY OF NORMAN

PROJECT TITLE:	Sidewalks and Trails	PROJECT TYPE:	Transp Cty Fnd Only	Maint.
PROJ. CATEGORY:	General Maintenance	PROJECT NUMBER:	TC0262	
DEPARTMENT:	Public Works	ACCOUNT NUMBER:	50591179-46101	
MANAGER:		BEGIN & END DATES:	7/1/20	to Annual
WARD(s):	All	LIFE EXPECTANCY:	20 years	

DETAILED PROJECT DESCRIPTION:

Construction of new sidewalks and trails throughout the City in conformance with adopted Plans, including the 2012 Greenbelt Master Plan, Bikeway Transportation Master Plan, Parks Master Plan and Transportation Plan. Specific project locations will be evaluated and recommended for funding. FYE 2021 Project Location:

- Berry Road: From Denison Drive to Regent Street on the east side of Berry Road. Project to close ADA accessible route Gap between Main Street and Robinson Street.

EXPENDITURE SCHEDULE through CITY Accounts by FY

Account Number	Cost Element	TOTAL ALL FISCAL YRS	Actual Prior Years	Budget FYE 2020	FYE 2021	FYE 2022	FYE 2023	FYE 2024	FYE 2025	Beyond 5 Years
	Design	0	0							
	ROW	0	0							
	Utilities	0	0							
50591179-46101	Const	1,064,085	344,085	120,000	120,000	120,000	120,000	120,000	120,000	ongoing
	Matls	0	0							
		0	0							
	Total	1,064,085	344,085	120,000	120,000	120,000	120,000	120,000	120,000	0

OPERATING IMPACT:

positive

Genl Fnd

 The impact of this project will improve pedestrian access and reduce public risks.

STATUS & COMMENTS:

TOTAL PROJECT BUDGET BY FUND SOURCE AND PURPOSE:

THIS PROJECT NEEDS ASSISTANCE FROM:

Purpose	Fnd 50			Total
Design	0			0
ROW	0			0
Utilities	0			0
Const.	1,064,085			1,064,085
Materials	0			0
Total	1,064,085	0	0	1,064,085

Bldg Maint	
IT	
Pub Wks	
Utilities	
Parks	
Other	

Reimbursable Account?

Last Update 2/27/20

CITY OF NORMAN

PROJECT TITLE:	Sidewalk Accessibility	PROJECT TYPE:	Transp Cty Fnd Only	Maint.
PROJ. CATEGORY:	General Maintenance	PROJECT NUMBER:	TC0238	
DEPARTMENT:	Public Works	ACCOUNT NUMBER:	50593316-46101	
MANAGER:		BEGIN & END DATES:	7/1/20	to Annual
WARD(s):	All	LIFE EXPECTANCY:	20 years	

DETAILED PROJECT DESCRIPTION:

Annual Program to provide wheelchair ramps where none exist and rebuild existing ramps that do not comply with the American with Disabilities Act. With input from interested citizens and neighborhood programs. City staff and City Council select the proposed construction sites.
 • Cherry Creek Drive - Install 18 ramps with ADA improvements from Durango Circle to Alpine Drive located in the Truman school district.

EXPENDITURE SCHEDULE through CITY Accounts by FY

Account Number	Cost Element	TOTAL ALL FISCAL YRS	Actual Prior Years	Budget FYE 2020	FYE 2021	FYE 2022	FYE 2023	FYE 2024	FYE 2025	Beyond 5 Years
	Design	0	0							
	ROW	0	0							
	Utilities	0	0							
50593316-46101	Const	729,322	549,322	30,000	30,000	30,000	30,000	30,000	30,000	ongoing
	Matls	0	0							
		0	0							
	Total	729,322	549,322	30,000	30,000	30,000	30,000	30,000	30,000	0

OPERATING IMPACT:

positive	Genl Fnd
----------	----------

 The impact of this project will improve pedestrian access and reduce public risks.

STATUS & COMMENTS:

TOTAL PROJECT BUDGET BY FUND SOURCE AND PURPOSE:

THIS PROJECT NEEDS ASSISTANCE FROM:

Purpose	Fnd 50			Total
Design	0			0
ROW	0			0
Utilities	0			0
Const.	729,322			729,322
Materials	0			0
Total	729,322	0	0	729,322

Bldg Maint	
IT	
Pub Wks	
Utilities	
Parks	
Other	

Reimbursable Account?

Last Update 2/27/20

CITY OF NORMAN

PROJECT TITLE:	Gray Street Parking Lot	PROJECT TYPE:	Bldgs & Gnds	Improvmt.
PROJ. CATEGORY:	Parking Improvements	PROJECT NUMBER:	TR-0000	
DEPARTMENT:	Public Works	ACCOUNT NUMBER:	050-	
MANAGER:	Angelo Lombardo	BEGIN & END DATES:	12/1/19	to 8/1/21
WARD(s):	4	LIFE EXPECTANCY:	20 Years	

DETAILED PROJECT DESCRIPTION:

The project implements one of the recommendations in the recently adopted Parking Study by paving a city owned lot on the south side of Gray Street, between James Garner Avneue and Santa Fe Avenue. The lot will provide an additional 52 spaces in the Downtown area.

EXPENDITURE SCHEDULE through CITY Accounts by FY

Account Number	Cost Element	TOTAL ALL FISCAL YRS	Actual Prior Years	Budget FYE 2020	FYE 2021	FYE 2022	FYE 2023	FYE 2024	FYE 2025	Beyond 5 Years
6201	Design	0								
6001	ROW	0								
6701	Utilities	0								
6101	Const	350,000			350,000					
6301	Matls	0								
		0								
	Total	350,000	0	0	350,000	0	0	0	0	0

OPERATING IMPACT: Negligible Genl Fnd \$5,000 per year for electricity and preventive maintenance

STATUS & COMMENTS:

TOTAL PROJECT BUDGET BY FUND SOURCE AND PURPOSE:

THIS PROJECT NEEDS ASSISTANCE FROM:

Purpose	Fnd 50	Fed. Aid	Private	Total	Bldg Maint	IT	Pub Wks	Utilities	Parks	Other
Design	0			0	no	no	yes	yes	no	no
ROW	0			0						
Utilities	0			0						
Const.	350,000			350,000						
Materials	0			0						
	Total	350,000	0	0	350,000					
Reimbursable Account?	no	no	yes							

Last Update 12/31/19

CITY OF NORMAN

PROJECT TITLE:	Street Striping	PROJECT TYPE:	Transp Cty Fnd Only	Maint.	
PROJ. CATEGORY:	Traffic Control Maintenance	PROJECT NUMBER:	TC0270		
DEPARTMENT:	Public Works	ACCOUNT NUMBER:	050-9406-431		
MANAGER:		BEGIN & END DATES:	4/1/17	to	12/1/25
WARD(s):	All	LIFE EXPECTANCY:	3 years		

DETAILED PROJECT DESCRIPTION:

This project provides street striping at various locations throughout the City.

EXPENDITURE SCHEDULE through CITY Accounts by FY

Account Number	Cost Element	TOTAL ALL FISCAL YRS	Actual Prior Years	Budget FYE 2020	FYE 2021	FYE 2022	FYE 2023	FYE 2024	FYE 2025	Beyond 5 Years
050-9406-431.61-01	Const	950,000	350,000	100,000	100,000	100,000	100,000	100,000	100,000	ongoing
	Total	950,000	350,000	100,000	100,000	100,000	100,000	100,000	100,000	0

OPERATING IMPACT:

Negligible	Genl Fnd
------------	----------

STATUS & COMMENTS:

Locations to be determined

TOTAL PROJECT BUDGET BY FUND SOURCE AND PURPOSE:

THIS PROJECT NEEDS ASSISTANCE FROM:

Purpose	Fnd 50			Total	Bldg Maint	
Design	0			0	IT	
ROW	0			0	Pub Wks	
Utilities	0			0	Utilities	
Const.	950,000			950,000	Parks	
Materials				0	Other	
Total	950,000	0	0	950,000		
Reimbursable Account?	no					

Last Update 12/31/19

CITY OF NORMAN

PROJECT TITLE:	Traffic Calming	PROJECT TYPE:	Transp Cty Fnd Only	Improv.	
PROJ. CATEGORY:	Traffic Control Maintenance	PROJECT NUMBER:	TC0230		
DEPARTMENT:	Public Works	ACCOUNT NUMBER:	050-9073-431		
MANAGER:	Michael D. Rayburn	BEGIN & END DATES:	12/1/03	to	12/1/25
WARD(s):	All	LIFE EXPECTANCY:	20 Years		

DETAILED PROJECT DESCRIPTION:

This project provides traffic calming devices (i.e., speed humps, traffic circles, chicanes, etc.) along major residential collector streets with a documented speeding problem.

EXPENDITURE SCHEDULE through CITY Accounts by FY

Account Number	Cost Element	TOTAL ALL FISCAL YRS	Actual Prior Years	Budget FYE 2020	FYE 2021	FYE 2022	FYE 2023	FYE 2024	FYE 2025	Beyond 5 Years
050-9073-431.61-01	Const	2,000,956	1,700,956	50,000	50,000	50,000	50,000	50,000	50,000	ongoing
	Total	2,000,956	1,700,956	50,000	50,000	50,000	50,000	50,000	50,000	0

OPERATING IMPACT:

Negligible	Genl Fnd	\$3,000 per year for sign and pavement marking maintenance
------------	----------	--

STATUS & COMMENTS:

TOTAL PROJECT BUDGET BY FUND SOURCE AND PURPOSE:

THIS PROJECT NEEDS ASSISTANCE FROM:

Purpose	Fnd 50			Total	Bldg Maint	
Design	0			0	IT	
ROW	0			0	Pub Wks	
Utilities	0			0	Utilities	
Const.	2,000,956			2,000,956	Parks	
Materials				0	Other	
Total	2,000,956	0	0	2,000,956		
Reimbursable Account?	no					

Last Update 12/31/19

CITY OF NORMAN

PROJECT TITLE:	Franklin Road Bridge Erosion/Scour (west of 36th Ave.)	PROJECT TYPE:	Transp. w/ Fedl Fndg	Improv.
PROJ. CATEGORY:	Bridge Maintenance	PROJECT NUMBER:	SR0109	
DEPARTMENT:	Public Works	ACCOUNT NUMBER:	050-9387-419	
MANAGER:	Tim Miles	BEGIN & END DATES:	6/30/20	to 12/1/21
WARD(s):	3 8	LIFE EXPECTANCY:	20 Years	

DETAILED PROJECT DESCRIPTION:

Erosion and scour caused by the high water velocities in the Little River during the May 2015 flood events has resulted in slope instability along the west shore of the river near the Franklin Road Bridge located approximately 500 feet west of 36th Avenue NE. Repair of this slope is necessary to maintain the integrity of the west bridge abutment. City Staff is working with ODOT to secure FHWA-ER funds to pay 80% of these repairs.

EXPENDITURE SCHEDULE through CITY Accounts by FY

Account Number	Cost Element	TOTAL ALL FISCAL YRS	Actual Prior Years	Budget FYE 2020	FYE 2021	FYE 2022	FYE 2023	FYE 2024	FYE 2025	Beyond 5 Years
050-9552-431.62-01	Design	0								
050-9552-431.60-01	ROW	0								
050-9552-431.67-01	Utilities	0								
050-9552-431.61-01	Const	40,000	0		40,000					
		0								
		0								
	Total	40,000	0	0	40,000	0	0	0	0	0

OPERATING IMPACT: negligible Genl Fnd Maintenance of bridge and abutment

STATUS & COMMENTS:

THIS PROJECT NEEDS ASSISTANCE FROM:

Purpose	Fnd 50	Fed. Aid		Total
Design	0			0
ROW	0			0
Utilities	0			0
Const.	40,000	160,000		200,000
Materials				0
Total	40,000	160,000	0	200,000

Bldg Maint	no
IT	no
Pub Wks	yes
Utilities	yes
Parks	no
Other	no

Reimbursable Account? no no

Last Update 1/31/20

CITY OF NORMAN

PROJECT TITLE:	36th Avenue NW & Tecumseh Road	PROJECT TYPE:	Transp. w/ Fedl Fndg	Improvmt.
PROJ. CATEGORY:	Intersection widening and traffic signal modification	PROJECT NUMBER:	TR0108	
DEPARTMENT:	Public Works	ACCOUNT NUMBER:	50-9079	
MANAGER:	Paul D'Andrea	BEGIN & END DATES:	2/1/12	to 12/1/22
WARD(s):	8	LIFE EXPECT ANCY:	20 Years	

DETAILED PROJECT DESCRIPTION:

The project adds an additional left turn lane for westbound traffic on Tecumseh Road turning south onto 36th Avenue NW.

EXPENDITURE SCHEDULE through CITY Accounts by FY

Account Number	Cost Element	TOTAL ALL FISCAL YRS	Actual Prior Years	Budget FYE 2020	FYE 2021	FYE 2022	FYE 2023	FYE 2024	FYE 2025	Beyond 5 Years
050-9079-431.62-01	Design	79,165	79,165							
050-9079-431.60-01	ROW	0								
050-9079-431.67-01	Utilities	0								
050-9079-431.61-01	Const	100,000				100,000				
	Total	179,165	79,165	0	0	100,000	0	0	0	0

OPERATING IMPACT: Negligible Genl Fnd \$5,000 per year for electricity and preventive maintenance

STATUS & COMMENTS:

City Council approved a programming resolution requesting federal funds for the project during the November 10, 2015 Council meeting. Federal funds through ACOG to pay for 80% of the construction cost will be requested in the coming years

TOTAL PROJECT BUDGET BY FUND SOURCE AND PURPOSE:

THIS PROJECT NEEDS ASSISTANCE FROM:

Purpose	Fnd 50	Fed. Aid	Private	Total	Bldg Maint	IT	Pub Wks	Utilities	Parks	Other
Design	79,165			79,165	no	no	yes	yes	no	no
ROW	0			0						
Utilities	0			0						
Const.	100,000	202,800		302,800						
Materials				0						
Total	179,165	202,800	0	381,965						
Reimbursable Account?	no	no	yes							

Last Update 12/31/19

CITY OF NORMAN

PROJECT TITLE:	Rock Creek Road-Grandview Ave. to 36th Ave. NW	PROJECT TYPE:	Transp. w/ Fedl Fndg	Improvmt.
PROJ. CATEGORY:	Roadway Widening	PROJECT NUMBER:	TR0094	
DEPARTMENT:	Public Works	ACCOUNT NUMBER:	050-9552-431	
MANAGER:	Tim Miles	BEGIN & END DATES:	6/30/14	to 12/1/21
WARD(s):	3 8	LIFE EXPECTANCY:	20 Years	

DETAILED PROJECT DESCRIPTION:

Reconstruct and widen from a 2-lane to 3-lane roadway with on street bike lanes, new storm sewer, curb & gutter, and sidewalks.

EXPENDITURE SCHEDULE through CITY Accounts by FY

Account Number	Cost Element	TOTAL ALL FISCAL YRS	Actual Prior Years	Budget FYE 2020	FYE 2021	FYE 2022	FYE 2023	FYE 2024	FYE 2025	Beyond 5 Years
050-9552-431.62-01	Design	203,870	203,870							
050-9552-431.60-01	ROW	162,370	32,370		130000					
050-9552-431.67-01	Utilities	167,630	97,630		70000					
050-9552-431.61-01	Const	670,000	0			670,000				
		0								
		0								
	Total	1,203,870	333,870	0	200,000	670,000	0	0	0	0

OPERATING IMPACT: negligible Genl Fnd Maintenance of roadway, signals and lighting

STATUS & COMMENTS:

THIS PROJECT NEEDS ASSISTANCE FROM:

Purpose	Fnd 50	Fed. Aid		Total
Design	203,870			203,870
ROW	162,370			162,370
Utilities	167,630			167,630
Const.	670,000	2,526,000		3,196,000
Materials				0
Total	1,203,870	2,526,000	0	3,729,870

Bldg Maint	no
IT	no
Pub Wks	yes
Utilities	yes
Parks	no
Other	no

Reimbursable Account? no no

Last Update 12/30/19

ANNUAL BUDGET

CITY OF NORMAN

PROJECT TITLE:	ODOT Audit Adjustment	PROJECT TYPE:	Transp. w/ Fedl Fndg	Improvmt.
PROJ. CATEGORY:	Roadway	PROJECT NUMBER:	TR0068	
DEPARTMENT:	Public Works	ACCOUNT NUMBER:	050-9535-431	
MANAGER:	Scott Sturtz	BEGIN & END DATES:	1/1/09	to
WARD(s):	All	LIFE EXPECTANCY:		

DETAILED PROJECT DESCRIPTION:

In January 2009, Council adopted a new policy involving the creation of a project account called the ODOT Audit Adjustment Account with \$100,000 dedicated to payment of ODOT final invoices. The intent of the policy was to replenish the account each budget year up to the balance of \$100,000. Establishing this account, creates a process for all pending project accounts to be closed and the remaining project funds transferred back to the Capital Fund balance to be available for other projects. Since ODOT's final audit process takes three to seven years to complete, it was felt this process would free up the unencumbered project funds more quickly.

EXPENDITURE SCHEDULE through CITY Accounts by FY

Account Number	Cost Element	TOTAL ALL FISCAL YRS	Actual Prior Years	Budget FYE 2020	FYE 2021	FYE 2022	FYE 2023	FYE 2024	FYE 2025	Beyond 5 Years
50-9535-431-61-01	Const	1,421,128	821,128	100,000	100,000	100,000	100,000	100,000	100,000	ongoing
		0								
		0								
		0								
		0								
		0								
	Total	1,421,128	821,128	100,000	100,000	100,000	100,000	100,000	100,000	0

OPERATING IMPACT: negligible Genl Fnd

STATUS & COMMENTS:

TOTAL PROJECT BUDGET BY FUND SOURCE AND PURPOSE:

THIS PROJECT NEEDS ASSISTANCE FROM:

Purpose	Fnd 50		Total
Design			0
ROW			0
Utilities			0
Const.	1,421,128		1,421,128
Materials			0
Total	1,421,128	0	1,421,128

Bldg Maint	no
IT	no
Pub Wks	yes
Utilities	no
Parks	no
Other	no

Reimbursable Account? no

Last Update 12/30/19

CITY OF NORMAN

PROJECT TITLE:	36th Avenue NW & Crail Dr. - Traffic Signal	PROJECT TYPE:	Transp. w/ Fedl Fndg	Improvmt.
PROJ. CATEGORY:	Intersection Widening w / New Signal	PROJECT NUMBER:	TR-0102	
DEPARTMENT:	Public Works	ACCOUNT NUMBER:	050-9079-431	
MANAGER:	Michael D. Rayburn	BEGIN & END DATES:	6/1/07	to 12/1/22
WARD(s):	8	LIFE EXPECTANCY:	20 Years	

DETAILED PROJECT DESCRIPTION:

The intersection of 36th Avenue NW and Crail Drive was recently evaluated as part of a Traffic Impact Assessment for the 36th North Business Park Addition. The study concluded that the intersection will need to be widened and signalized with future development.

EXPENDITURE SCHEDULE through CITY Accounts by FY

Account Number	Cost Element	TOTAL ALL FISCAL YRS	Actual Prior Years	Budget FYE 2020	FYE 2021	FYE 2022	FYE 2023	FYE 2024	FYE 2025	Beyond 5 Years
6201	Design	59,935	59,935							
6001	ROW	0								
6701	Utilities	0								
6101	Const	240,000				240,000				
6301	Matls	0								
	Total	299,935	59,935	0	0	0	240,000	0	0	0

OPERATING IMPACT:

Negligible

 Genl Fnd \$5,000 per year for electricity and preventive maintenance

STATUS & COMMENTS:

The project is eligible for federal funds to pay for 80% of the construction cost. Federal funds in the amount of \$813,490 will be requested as part of ACOGs TIP.

The signalization of the intersection is needed in order to support additional development in the area. City Council has already approved a preliminary plat that requires the developer to contribute toward the cost of implementing the project.

TOTAL PROJECT BUDGET BY FUND SOURCE AND PURPOSE:

THIS PROJECT NEEDS ASSISTANCE FROM:

Purpose	Fnd 50	Fed. Aid	Private	Total
Design	33,255		26,680	59,935
ROW	0			0
Utilities	0			0
Const.	156,625	813,490	83,375	1,053,490
Materials	0			0
Total	189,880	813,490	110,055	1,113,425
Reimbursable Account?	no	no	yes	

Bldg Maint	no
IT	yes
Pub Wks	yes
Utilities	no
Parks	no
Other	yes

Last Update 12/31/19

CITY OF NORMAN

PROJECT TITLE:	Flood Ave. (US 77) and Venture Dr. - New Signal	PROJECT TYPE:	Transp. w/ Fedl Fndg	Improv.
PROJ. CATEGORY:	Traffic Signal - New	PROJECT NUMBER:	TR-0064	
DEPARTMENT:	Public Works	ACCOUNT NUMBER:	050-9076-431	
MANAGER:	Michael D. Rayburn	BEGIN & END DATES:	6/1/04	to 12/1/22
WARD(s):	1	LIFE EXPECTANCY:	20 Years	

DETAILED PROJECT DESCRIPTION:

This intersection was recently evaluated as part of a Traffic Impact Assessment for the Franklin Business Park Addition. The study concluded that the intersection of Flood Avenue and Venture Drive will need to be signalized with additional development in the area.

In order to provide adequate transportation facilities capable of accommodating the continued development of the area, the City and private developers will need to fund the design and construction of the new traffic signal. Private developers will be required to pay their proportional share of the \$145,000 total cost (29.00% of the cost of design and construction of the recommended improvements). The City of Norman will need to fund the rest based on their corresponding proportional share of the existing traffic, calculated at 71.00% of the local cost.

EXPENDITURE SCHEDULE through CITY Accounts by FY

Account Number	Cost Element	TOTAL ALL FISCAL YRS	Actual Prior Years	Budget FYE 2020	FYE 2021	FYE 2022	FYE 2023	FYE 2024	FYE 2025	Beyond 5 Years
6201	Design	35,000	20,000		15,000					
6001	ROW	0								
6701	Utilities	0								
6101	Const	120,810	40,810			80,000				
6301	Matls	0								
	Total	155,810	60,810	0	15,000	80,000	0	0	0	0

OPERATING IMPACT: Negligible Genl Fnd \$5,000 per year for electricity and preventive maintenance

STATUS & COMMENTS:

The project is eligible for federal funds to pay for 80% of the construction cost. Need to request funds from ODOT.

The signalization of the intersection is needed in order to support additional development in the area. City Council has already approved preliminary plats requiring the new signal.

Traffic impact fees are being collected from the various developers in the area.

TOTAL PROJECT BUDGET BY FUND SOURCE AND PURPOSE:

THIS PROJECT NEEDS ASSISTANCE FROM:

Purpose	Fnd 50	Fed. Aid	Private	Total
Design	30,650		4,350	35,000
ROW	0			0
Utilities	0			0
Const.	152,110	403,240	8,700	564,050
Materials	0			0
Total	182,760	403,240	13,050	599,050
Reimbursable Account?	no	no	yes	

Bldg Maint	no
IT	yes
Pub Wks	yes
Utilities	no
Parks	no
Other	yes

Last Update 12/31/19

CITY OF NORMAN

PROJECT TITLE:	McGee Drive Sidewalks (East Side)	PROJECT TYPE:	Transp. w/ Fedl Fndg	Improvmt.
PROJ. CATEGORY:	Sidewalks	PROJECT NUMBER:	TR-0115	
DEPARTMENT:	Public Works	ACCOUNT NUMBER:	050-9712-431	
MANAGER:	Michael D. Rayburn	BEGIN & END DATES:	7/1/17	to 12/1/21
WARD(s):	2	LIFE EXPECTANCY:	20 Years	

DETAILED PROJECT DESCRIPTION:

New Sidewalks along the east side of McGee Drive, between State Highway 9 and Lindsey Street.

EXPENDITURE SCHEDULE through CITY Accounts by FY

Account Number	Cost Element	TOTAL ALL FISCAL YRS	Actual Prior Years	Budget FYE 2020	FYE 2021	FYE 2022	FYE 2023	FYE 2024	FYE 2025	Beyond 5 Years
6201	Design	30,000	30,000							
6001	ROW	0								
6701	Utilities	0								
6101	Const	64,000				64,000				
6301	Matls	0								
		0								
	Total	94,000	30,000	0	0	64,000	0	0	0	0

OPERATING IMPACT:

Negligible	Genl Fnd	\$5,000 per year for electricity and preventive maintenance
------------	----------	---

STATUS & COMMENTS:

The project is eligible for federal funds to pay for 80% of the construction cost. Need to request funds from ODOT as part of the Safe Route to Schools Program (for Monroe Elementary School).

TOTAL PROJECT BUDGET BY FUND SOURCE AND PURPOSE:

THIS PROJECT NEEDS ASSISTANCE FROM:

Purpose	Fnd 50	Fed. Aid		Total
Design	30,000			30,000
ROW	0			0
Utilities	0			0
Const.	64,000	240,000		304,000
Materials	0			0
Total	94,000	240,000	0	334,000
Reimbursable Account?	no	no		

Bldg Maint	no
IT	no
Pub Wks	yes
Utilities	no
Parks	no
Other	no

Last Update 12/31/19

CITY OF NORMAN

PROJECT TITLE:	Rock Creek Rd. @ 12th Ave. NW & Trailwoods	PROJECT TYPE:	Transp. w/ Fedl Fndg	Improvmt.
PROJ. CATEGORY:	Intersection Widening w/ new or modified signal	PROJECT NUMBER:	TR-0059	
DEPARTMENT:	Public Works	ACCOUNT NUMBER:	050-9079-431	
MANAGER:	Michael D. Rayburn	BEGIN & END DATES:	6/1/04	to 12/1/22
WARD(s):	6 8	LIFE EXPECTANCY:	20 Years	

DETAILED PROJECT DESCRIPTION:

The intersections were recently evaluated as part of a Traffic Impact Assessment for the Trailwoods Addition. The study concluded that both intersections will need to be widened and signalized.

EXPENDITURE SCHEDULE through CITY Accounts by FY

Account Number	Cost Element	TOTAL ALL FISCAL YRS	Actual Prior Years	Budget FYE 2020	FYE 2021	FYE 2022	FYE 2023	FYE 2024	FYE 2025	Beyond 5 Years
6201	Design	195,000	195,000							
6001	ROW	125,000	125,000							
6701	Utilities	881,123	881,123							
6101	Const	700,000	0	0		700,000				
6301	Matls	0								
		0								
	Total	1,901,123	1,201,123	0	0	700,000	0	0	0	0

OPERATING IMPACT: Slight Genl Fnd \$10,000 per year for electricity and preventive maintenance

STATUS & COMMENTS:

The project is eligible for federal funds to pay for 80% of the construction cost. Federal funds in the amount of \$2,710,240 will be requested through ACOG.

The signalization and widening of the intersections is needed in order to support additional development in the area. City Council has already approved preliminary plats requiring the improvements. Developers will be responsible for the cost of additional right-of-way and utility relocations (required for the widening of the roadway as part of the platting process).

TOTAL PROJECT BUDGET BY FUND SOURCE AND PURPOSE:

THIS PROJECT NEEDS ASSISTANCE FROM:

Purpose	Fnd 50	Fed. Aid	Private	Total
Design	71,253		123,747	195,000
ROW	47,565		77,435	125,000
Utilities	553,150		327,973	881,123
Const.	302,740	2,710,240	397,260	3,410,240
Materials	0			0
Total	974,708	2,710,240	926,415	4,611,363

Bldg Maint	no
IT	yes
Pub Wks	yes
Utilities	yes
Parks	no
Other	yes

Reimbursable Account? no no yes

Last Update 12/31/19

ANNUAL BUDGET

CITY OF NORMAN

PROJECT TITLE:	Alley Repair Program	PROJECT TYPE:	Street Maintenance	Maint.
PROJ. CATEGORY:	General Maintenance	PROJECT NUMBER:	SC0639	
DEPARTMENT:	Public Works	ACCOUNT NUMBER:	050-9369-431	
MANAGER:	Tony Mensah	BEGIN & END DATES:	07-01-20	to 06-30-21
WARD(s):	4 7	LIFE EXPECTANCY:	20 years	

DETAILED PROJECT DESCRIPTION:

This project addresses the repairs associated with deteriorated alleys in the Central Core Area (bound by Robinson, Imhoff, Berry & 12th E). Specific locations will be identified based on criteria established by Council.

EXPENDITURE SCHEDULE through CITY Accounts by FY

Account Number	Cost Element	TOTAL ALL FISCAL YRS	Actual Prior Years	Budget FYE 2020	Proposed FYE 2021	Projected FYE 2022	Projected FYE 2023	Projected FYE 2024	Projected FYE 2025	Beyond 5 Years
050-9369-431.61-01	Const	1,949,997	749,997	200,000	200,000	200,000	200,000	200,000	200,000	
		0								
		0								
		0								
		0								
		0								
		0								
	Total	1,949,997	749,997	200,000	200,000	200,000	200,000	200,000	200,000	0

OPERATING IMPACT: Positive Genl Fnd Personnel, Capital Equipment and Materials.

STATUS & COMMENTS:

Project SC-0622 FYE 17' \$200,000

TOTAL PROJECT BUDGET BY FUND SOURCE AND PURPOSE:

THIS PROJECT NEEDS ASSISTANCE FROM:

Purpose	Fnd 50			Total	Bldg Maint	
Design				0	IT	
ROW				0	Pub Wks	
Utilities				0	Utilities	
Const.	1,949,997			1,949,997	Parks	
Materials				0	Other	
Total	1,949,997	0	0	1,949,997		
Reimbursable Account?	No					

Last Update 12/18/2019

CITY OF NORMAN

PROJECT TITLE:	Asphalt Pavement Maintenance	PROJECT TYPE:	Street Maintenance	Maint.
PROJ. CATEGORY:	Street Maintenance	PROJECT NUMBER:	See attached listing	
DEPARTMENT:	Public Works	ACCOUNT NUMBER:	050-9511-431	
MANAGER:	Tony Mensah	BEGIN & END DATES:	07-01-20	to 06-30-21
WARD(s):	All	LIFE EXPECTANCY:	20 years	

DETAILED PROJECT DESCRIPTION:

The maintenance strategy will involve asphalt overlay and surface sealing. The surface sealing and asphalt paving will be performed by City personnel. The projects and locations for FYE 2021 identified by the City's Pavement Management System, are as shown on the attached sheet.

EXPENDITURE SCHEDULE through CITY Accounts by FY

Account Number	Cost Element	TOTAL ALL FISCAL YRS	Actual Prior Years	Budget FYE 2020	Proposed FYE 2021	Projected FYE 2022	Projected FYE 2023	Projected FYE 2024	Projected FYE 2025	Beyond 5 Years
		0								
		0								
		0								
050-9511-431.61-01	Const	5,171,151	829,756	234,510	821,377	821,377	821,377	821,377	821,377	
050-9511-431.62-01	Design	87,499	21,548	3,451	12,500	12,500	12,500	12,500	12,500	
050-9511-431.63-01	Matls	2,495,287	182,062	2,313,225						
	Total	7,753,936	1,033,366	2,551,186	833,877	833,877	833,877	833,877	833,877	0

OPERATING IMPACT:

Negligible	Genl Fnd	Personnel, Capital Equipment and Materials.
------------	----------	---

STATUS & COMMENTS:

TOTAL PROJECT BUDGET BY FUND SOURCE AND PURPOSE:

THIS PROJECT NEEDS ASSISTANCE FROM:

Purpose	Fnd 50			Total	Bldg Maint	
				0		
				0		
Const.	5,171,151			5,171,151		
Design	87,499			87,499		
Materials	2,495,287			2,495,287		
Total	7,753,936	0	0	7,753,936		
Reimbursable Account?	No					

Last Update 12/11/2019

CITY OF NORMAN

ASPHALT PAVEMENT MAINTENANCE						
Project No	FYE 2021 Locations	61-01	62-01	63-01	Budget	Priority
SC	132nd Ave SE			\$ 190,000	\$ 190,000	
	Hwy 9 to Cedat Lane 1.2 mi.					
	Patch/Pave/Crossdrains					
SC	72nd Ave SE			\$ 246,960	\$ 246,960	
	Hwy 9 to 132nd Ave SE 2 mi.					
	Patch/Pave/Crossdrains					
SC	Post Oak Rd			\$ 230,000	\$ 230,000	
	108th Ave SE to 132nd Ave SE 2 mi.					
	Patch/Pave/Crossdrains					
SC	Rock Creek Road			\$ 156,917	\$ 156,917	
	156th Ave NE to 168th NE 1 mi.					
	Patch/Pave					
SC	Infrastructure Data Collection/Testing		\$ 10,000		\$ 10,000	
	ASPHALT PAVEMENT MAINTENANCE FYE 2021					
	Total		\$ 10,000	\$ 823,877	\$ 833,877	
						12/23/2019

CITY OF NORMAN

PROJECT TITLE:	Asphalt Paver Patching	PROJECT TYPE:	Street Maintenance	Maint.
PROJ. CATEGORY:	Street Maintenance	PROJECT NUMBER:	See attached listing	
DEPARTMENT:	Public Works	ACCOUNT NUMBER:	050-9692-431	
MANAGER:	Tony Mensah	BEGIN & END DATES:	07-01-20	to 06-30-21
WARD(s):	All	LIFE EXPECTANCY:	20 years	

DETAILED PROJECT DESCRIPTION:

Asphalt Paver Patching is a street maintenance strategy whereby the asphalt paver is used to place a uniform asphalt overlay on a roadway that has sufficient base material but poor pavement surface condition. The City's Pavement Management System has identified the FYE 2021 locations as attached.

EXPENDITURE SCHEDULE through CITY Accounts by FY

Account Number	Cost Element	TOTAL ALL FISCAL YRS	Actual Prior Years	Budget FYE 2020	Proposed FYE 2021	Projected FYE 2022	Projected FYE 2023	Projected FYE 2024	Projected FYE 2025	Beyond 5 Years
		0								
		0								
		0								
050-9692-431.61-01	Const	273,968	273,968	0	0	0	0	0	0	
050-9692-431.62-01	Design	155,999	35,259	60,740	10,000	12,500	12,500	12,500	12,500	
050-9692-431.63-01	Matls	2,277,983	430,738	552,245	261,000	258,500	258,500	258,500	258,500	
	Total	2,707,950	739,965	612,985	271,000	271,000	271,000	271,000	271,000	0

OPERATING IMPACT:

Negligible	Genl Fnd	Personnel, Capital Equipment and Materials.
------------	----------	---

STATUS & COMMENTS:

TOTAL PROJECT BUDGET BY FUND SOURCE AND PURPOSE:

Purpose	Fnd 50			Total
Design				0
ROW				0
Const.	273,968			273,968
Design	155,999			155,999
Materials	2,277,983			2,277,983
Total	2,707,950	0	0	2,707,950

THIS PROJECT NEEDS ASSISTANCE FROM:

Bldg Maint	
IT	
Pub Wks	
Utilities	
Parks	
Other	

Reimbursable Account? No

Last Update 12/18/2019

CITY OF NORMAN

PROJECT TITLE:	Bridge Maintenance Program	PROJECT TYPE:	Street Maintenance	Maint.
PROJ. CATEGORY:	Street Maintenance	PROJECT NUMBER:	See attached listing	
DEPARTMENT:	Public Works	ACCOUNT NUMBER:	050-9687-431	
MANAGER:	Tony Mensah	BEGIN & END DATES:	07-01-20	to 06-30-21
WARD(s):	All	LIFE EXPECTANCY:	30 years	

DETAILED PROJECT DESCRIPTION:

The purpose and strategy of bridge maintenance or preservation program is to prolong the useful or service life of bridges, and forestall repairs and replacement. This involves rehabilitation and preventative maintenance strategies, including sealing deck cracks, cutting back brush, patching deck spalls, removing silt buildup, removing debris and drifts, replacing expansion joints, placing riprap, repairing spalling, scouring repair, erosion control and stabilization, and repairing structural members. Specific locations will be identified from the Biennial Bridge Inspection Report findings.

EXPENDITURE SCHEDULE through CITY Accounts by FY

Account Number	Cost Element	TOTAL ALL FISCAL YRS	Actual Prior Years	Budget FYE 2020	Proposed FYE 2021	Projected FYE 2022	Projected FYE 2023	Projected FYE 2024	Projected FYE 2025	Beyond 5 Years
		0								
		0								
		0								
050-9687-431.61-01	Const	2,577,527	502,527	75,000	400,000	400,000	400,000	400,000	400,000	
050-9687-431.62-01	Design	689,516	164,516	25,000	100,000	100,000	100,000	100,000	100,000	
		0	0	0		0	0	0	0	
	Total	3,267,043	667,043	100,000	500,000	500,000	500,000	500,000	500,000	0

OPERATING IMPACT: Negligible Genl Fnd Personnel, Capital Equipment and Materials.

STATUS & COMMENTS:

TC0254

TOTAL PROJECT BUDGET BY FUND SOURCE AND PURPOSE:

THIS PROJECT NEEDS ASSISTANCE FROM:

Purpose	Fnd 50			Total	Bldg Maint	
				0		
				0		
Const.	2,577,527			2,577,527		
Design	689,516			689,516		
Materials	0			0		
Total	3,267,043	0	0	3,267,043		
IT						
Pub Wks						
Utilities						
Parks						
Other						
Reimbursable Account?	No					

Last Update 1/2/2020

CITY OF NORMAN

PROJECT TITLE:	Bridge Replacement Program	PROJECT TYPE:	Street Maintenance	Maint.
PROJ. CATEGORY:	Street Maintenance	PROJECT NUMBER:	See attached listing	
DEPARTMENT:	Public Works	ACCOUNT NUMBER:	050-9687-431	
MANAGER:	Tony Mensah	BEGIN & END DATES:	07-01-20	to 06-30-21
WARD(s):	All	LIFE EXPECTANCY:	30 years	

DETAILED PROJECT DESCRIPTION:

The purpose and strategy of the bridge replacement program is to identify and replace functionally obsolete, some at-risk and some structurally deficient and scour critical bridges, with new bridges that meet City of Norman, ODOT', and FEMA regulations and current standards. Specific locations were identified from the Biennial Bridge Inspection Report findings.

EXPENDITURE SCHEDULE through CITY Accounts by FY

Account Number	Cost Element	TOTAL ALL FISCAL YRS	Actual Prior Years	Budget FYE 2020	Proposed FYE 2021	Projected FYE 2022	Projected FYE 2023	Projected FYE 2024	Projected FYE 2025	Beyond 5 Years
		0								
		0								
		0								
050-9687-431.61-01	Const	5,605,394	0	0	1,371,666	982,126	1,360,297	881,978	1,009,327	
050-9687-431.62-01	Design	0	0	0						
		0	0	0		0	0	0	0	
	Total	5,605,394	0	0	500,000	500,000	500,000	500,000	500,000	0

OPERATING IMPACT:

Negligible	Genl Fnd	Personnel, Capital Equipment and Materials.
------------	----------	---

STATUS & COMMENTS:

TC0254

TOTAL PROJECT BUDGET BY FUND SOURCE AND PURPOSE:

THIS PROJECT NEEDS ASSISTANCE FROM:

Purpose	Fnd 50			Total	Bldg Maint	
				0		
				0		
Const.	5,605,394			5,605,394		
Design	0			0		
Materials	0			0		
Total	5,605,394	0	0	5,605,394		
IT						
Pub Wks						
Utilities						
Parks						
Other						
Reimbursable Account?	No					

Last Update 12/31/2019

CITY OF NORMAN

PROJECT TITLE:	Concrete Pavement Maintenance	PROJECT TYPE:	Street Maintenance	Maint.
PROJ. CATEGORY:	Street Maintenance	PROJECT NUMBER:	See attached listing	
DEPARTMENT:	Public Works	ACCOUNT NUMBER:	050-9718-431	
MANAGER:	Tony Mensah	BEGIN & END DATES:	07-01-20	to 06-30-21
WARD(s):	All	LIFE EXPECTANCY:	30 years	

DETAILED PROJECT DESCRIPTION:

The maintenance strategy involves the replacement of substandard concrete pavement. This work will be performed by a combination of contractor and City personnel. The project locations identified by the Pavement Management System are listed on the following page.

EXPENDITURE SCHEDULE through CITY Accounts by FY

Account Number	Cost Element	TOTAL ALL FISCAL YRS	Actual Prior Years	Budget FYE 2020	Proposed FYE 2021	Projected FYE 2022	Projected FYE 2023	Projected FYE 2024	Projected FYE 2025	Beyond 5 Years
		0								
		0								
		0								
050-9718-431.61-01	Const	1,167,000	100,000	776,500	290,500	0	0	0	0	
050-9718-431.62-01	Design	107,500	25,000	22,500	10,000	12,500	12,500	12,500	12,500	
050-9718-431.63-01	Matls	2,064,682	540	912,142		288,000	288,000	288,000	288,000	
	Total	3,339,182	125,540	1,711,142	300,500	300,500	300,500	300,500	300,500	0

OPERATING IMPACT: Negligible Genl Fnd Personnel, Capital Equipment and Materials.

STATUS & COMMENTS:

TOTAL PROJECT BUDGET BY FUND SOURCE AND PURPOSE:

THIS PROJECT NEEDS ASSISTANCE FROM:

Purpose	Fnd 50			Total	Bldg Maint	
				0	IT	
				0	Pub Wks	
Const.	1,167,000			1,167,000	Utilities	
Design	107,500			107,500	Parks	
Materials	2,064,682			2,064,682	Other	
Total	3,339,182	0	0	3,339,182		
Reimbursable Account?	No					

Last Update 12/18/2019

CITY OF NORMAN

PROJECT TITLE:	Concrete Valley Gutter	PROJECT TYPE:	Street Maintenance	Maint.
PROJ. CATEGORY:	General Maintenance	PROJECT NUMBER:	SC0654	
DEPARTMENT:	Public Works	ACCOUNT NUMBER:	050-9051-431	
MANAGER:	Tony Mensah	BEGIN & END DATES:	07-01-20	to 06-30-21
WARD(s):	All	LIFE EXPECTANCY:	25 years	

DETAILED PROJECT DESCRIPTION:

Currently there are many asphalt valley gutters in asphalt streets that have deteriorated due to the flow of stormwater. The deterioration is caused from the asphalt cracking, allowing stormwater to penetrate into the subgrade, causing the subgrade to destabilize. This project will replace deteriorated asphalt valley gutter with concrete valley gutters. City staff will identify proposed construction sites.

EXPENDITURE SCHEDULE through CITY Accounts by FY

Account Number	Cost Element	TOTAL ALL FISCAL YRS	Actual Prior Years	Budget FYE 2020	Proposed FYE 2021	Projected FYE 2022	Projected FYE 2023	Projected FYE 2024	Projected FYE 2025	Beyond 5 Years
		0								0
		0								
050-9051-431.61-01	Const	375,000	200	74,800	75,000	0	0	0	0	
050-9051-431.63-01	Matls	0	0	75,000		75,000	75,000	75,000	75,000	
		0								
	Total	375,000	200	149,800	75,000	75,000	75,000	75,000	75,000	0

OPERATING IMPACT: Positive Genl Fnd Personnel, Capital Equipment and Materials.

STATUS & COMMENTS:

TOTAL PROJECT BUDGET BY FUND SOURCE AND PURPOSE:

Purpose	Fnd 50			Total
Design				0
ROW				0
Utilities				0
Const.	375,000			375,000
Materials				0
Total	375,000	0	0	375,000

THIS PROJECT NEEDS ASSISTANCE FROM:

Bldg Maint	
IT	
Pub Wks	
Utilities	
Parks	
Other	

Reimbursable Account? No

Last Update 12/18/2019

CITY OF NORMAN

PROJECT TITLE:	Crack Seal	PROJECT TYPE:	Street Maintenance	Maint.
PROJ. CATEGORY:	General Maintenance	PROJECT NUMBER:	SC0655	
DEPARTMENT:	Public Works	ACCOUNT NUMBER:	050-9686-431	
MANAGER:	Tony Mensah	BEGIN & END DATES:	07-01-20	to 06-30-21
WARD(s):	All	LIFE EXPECTANCY:	5 years	

DETAILED PROJECT DESCRIPTION:

This project is designed to seal cracks in asphalt and concrete streets. This preventative maintenance method prevents moisture from penetrating the pavement into the subgrade and extends the life-cycle of the pavement. City Staff will identify locations to be sealed.

EXPENDITURE SCHEDULE through CITY Accounts by FY

Account Number	Cost Element	TOTAL ALL FISCAL YRS	Actual Prior Years	Budget FYE 2020	Proposed FYE 2021	Projected FYE 2022	Projected FYE 2023	Projected FYE 2024	Projected FYE 2025	Beyond 5 Years
		0								
		0								
		0								
050-9686-431.61-01	Const	1,984,813	634,813	225,000	225,000	225,000	225,000	225,000	225,000	
		0								
	Total	1,984,813	634,813	225,000	225,000	225,000	225,000	225,000	225,000	0

OPERATING IMPACT: Positive Genl Fnd Personnel, Capital Equipment and Materials.

STATUS & COMMENTS:

SC0655 \$450,000 and SC0638 \$184,813.13

TOTAL PROJECT BUDGET BY FUND SOURCE AND PURPOSE:

THIS PROJECT NEEDS ASSISTANCE FROM:

Purpose	Fnd 50			Total	Bldg Maint	
Design				0	IT	
ROW				0	Pub Wks	
Utilities				0	Utilities	
Const.	1,984,813			1,984,813	Parks	
Materials				0	Other	
Total	1,984,813	0	0	1,984,813		
Reimbursable Account?	No					

Last Update 12/18/2019

CITY OF NORMAN

PROJECT TITLE:	Rural Roads System Improvements	PROJECT TYPE:	Street Maintenance	Maint.
PROJ. CATEGORY:	Street Maintenance	PROJECT NUMBER:	See attached listing	
DEPARTMENT:	Public Works	ACCOUNT NUMBER:	050-9696-431	
MANAGER:	Tony Mensah	BEGIN & END DATES:	07-01-20	to 06-30-21
WARD(s):	All	LIFE EXPECTANCY:	20 years	

DETAILED PROJECT DESCRIPTION:

Per the Interlocal agreement with Cleveland County, the City of Norman, along with furnishing the necessary material, will perform the drainage preparatory and asphalt leveling work. Cleveland County will provide the labor necessary to perform all work. This program includes subgrade stabilization, drainage, asphalt leveling, and chip seal. The projects and locations for FYE 2021 identified by the City's Pavement Management System are as shown on the attached sheet.

EXPENDITURE SCHEDULE through CITY Accounts by FY

Account Number	Cost Element	TOTAL ALL FISCAL YRS	Actual Prior Years	Budget FYE 2020	Proposed FYE 2021	Projected FYE 2022	Projected FYE 2023	Projected FYE 2024	Projected FYE 2025	Beyond 5 Years
		0								
		0								
		0								
050-9696-431.61-01	Const	0	0	0	0	0	0	0	0	
050-9696-431.62-01	Design	107,500	25,000	22,500	10,000	12,500	12,500	12,500	12,500	
050-9696-431.63-01	Matls	3,693,911	427,861	1,326,050	390,000	387,500	387,500	387,500	387,500	
	Total	3,801,411	452,861	1,348,550	400,000	400,000	400,000	400,000	400,000	0

OPERATING IMPACT:

Negligible	Genl Fnd	Personnel, Capital Equipment and Materials.
------------	----------	---

STATUS & COMMENTS:

TOTAL PROJECT BUDGET BY FUND SOURCE AND PURPOSE:

THIS PROJECT NEEDS ASSISTANCE FROM:

Purpose	Fnd 50		Total	Bldg Maint	
			0		
			0		
Const.	0		0		
Design	107,500		107,500		
Materials	3,693,911		3,693,911		
Total	3,801,411	0	3,801,411		
Reimbursable Account?	No				

Last Update 12/18/2019

CITY OF NORMAN

PROJECT TITLE:	Urban Asphalt	PROJECT TYPE:	Transp Cty Fnd Only	Improv.
PROJ. CATEGORY:	Bond Projects	PROJECT NUMBER:	See attached listing	
DEPARTMENT:	Public Works	ACCOUNT NUMBER:	See attached (BP)	
MANAGER:	Tony Mensah	BEGIN & END DATES:	7/1/2020	to 6/30/2021
WARD(s):	All	LIFE EXPECTANCY:	20 Years	

DETAILED PROJECT DESCRIPTION:

These projects are designed to improve urban asphalt streets. These projects will include deep patch repairs, micro-surfacing, mill and pave, and overlay methods of asphalt pavement preservation. Locations are identified on a separate page.

EXPENDITURE SCHEDULE through CITY Accounts by FY

Account Number	Cost Element	TOTAL ALL FISCAL YRS	Actual Prior Years	Budget FYE 2020	Proposed FYE 2021	Projected FYE 2022	Projected FYE 2023	Projected FYE 2024	Projected FYE 2025	Beyond 5 Years
		0	0	0						
	GOB Issue Costs	120,000	120,000	0						
		0	0	0						
BP 50-9401-431.61-01	Const	7,939,226	4,870,315	1,610,523	1,458,388	0	0	0	0	
		0								
		0								
	Total GOB	8,059,226	4,990,315	1,610,523	1,458,388	0	0	0	0	0

OPERATING IMPACT:

Negligible	Genl Fnd	
------------	----------	--

 \$0

STATUS & COMMENTS:

TOTAL PROJECT BUDGET BY FUND SOURCE AND PURPOSE:

THIS PROJECT NEEDS ASSISTANCE FROM:

Purpose	2016 GOB			Total	Bldg Maint	
Design				0	IT	
GOB Issue Costs	120,000			120,000	Pub Wks	
Utilities				0	Utilities	
Const.	7,939,226			7,939,226	Parks	
Materials				0	Other	
Total	8,059,226	0	0	8,059,226		
Reimbursable Account?	No					

Last Update 12/16/2019

URBAN ASPHALT						
PROJ	YEA	STREET NAME	LIMITS OR SUBDIVISION	COST	PRIORITY	ADJUSTE
BP	2021	Woodcrest Addition				
		Parkridge Rd.	Concord Dr/ S. 1700 Block	\$ 80,106		
BP	2021	Willoway Estates				
		Willowisp Dr.	Willoway Dr./Willowpoint Dr.	\$ 47,689		
BP	2021	Ross's Addition				
		Symmes St.	Chautauqua Ave/Lahoma Ave	\$ 46,326		
BP	2021	Norman, Old Town Addition				
		Santa Fe Ave.	Main St/Eufaula St	\$ 81,820		
		Daws St.	Jones Ave/Lahoma Ave	\$ 157,718		
BP	2021	Wagoneer's Addition				
		Comanche St	Santa Fe Ave/Lahoma Ave	\$ 229,914		
BP	2021	Norman Heights				
		Pickard Ave	Acres St/Dakota St	\$ 221,655		
BP	2021	Lincoln Addition				
		Elm Ave	Boyd St/Symmes St	\$ 238,840		
		College Ave	Symmes St/Boyd St	\$ 181,914		
BP	2021	Parkview Addition				
		Park Dr	Symmes St/Toberman Dr	\$ 26,417		
BP	2021	Highland Addition				
		Stubbeman Ave	North End/Himes St	\$ 79,054		
BP	2021	Tull's Addition				
		Crawford Ave	Haddock St/Dale St	\$ 66,935		
YEAR 2021				\$ 1,458,388		
						12/16/2019

CITY OF NORMAN

PROJECT TITLE:	Urban Concrete	PROJECT TYPE:	Transp Cty Fnd Only	Improv.
PROJ. CATEGORY:	Bond Projects	PROJECT NUMBER:	See attached listing	
DEPARTMENT:	Public Works	ACCOUNT NUMBER:	See attached (BP)	
MANAGER:	Tony Mensah	BEGIN & END DATES:	7/1/2020	to 6/30/2021
WARD(s):	All	LIFE EXPECTANCY:	20 Years	

DETAILED PROJECT DESCRIPTION:

These projects are designed to improve urban concrete streets. These projects will include removal and replacement of broken, damaged and compromised panels, as well as, joint crack sealing of streets in the urban concrete street system. Locations are identified on a separate page.

EXPENDITURE SCHEDULE through CITY Accounts by FY

Account Number	Cost Element	TOTAL ALL FISCAL YRS	Actual Prior Years	Budget FYE 2020	Proposed FYE 2021	Projected FYE 2022	Projected FYE 2023	Projected FYE 2024	Projected FYE 2025	Beyond 5 Years
GOB Issue Costs		135,000	135,000							
		0								
		0								
BP 50-9393-431.61-01	Const	7,906,188	4,399,988	1,733,706	1,772,494		0	0	0	0
		0								
		0								
	Total	8,041,188	4,534,988	1,733,706	1,772,494	0	0	0	0	0

OPERATING IMPACT:

Negligible	Genl Fnd
------------	----------

STATUS & COMMENTS:

TOTAL PROJECT BUDGET BY FUND SOURCE AND PURPOSE:

THIS PROJECT NEEDS ASSISTANCE FROM:

Purpose	2016 GOB			Total
GOB Issue Costs	135,000			135,000
ROW				0
Utilities				0
Const.	7,906,188			7,906,188
Materials				0
Total	8,041,188	0	0	8,041,188

Bldg Maint	
IT	
Pub Wks	
Utilities	
Parks	
Other	

Reimbursable Account? No

Last Update 12/16/2019

URBAN CONCRETE						
PROJ #	YEAR	STREET NAME	LIMITS OR SUBDIVISION	COST	PRIORITY	ADJUSTED
BP	2021	Shiloh Heights Addition		\$ 329,400		
		Shiloh Dr	Boyd St/Alameda St	\$ 329,400		
BP	2021	Highmeadows Addition	(five locations)	\$ 418,600		
		Briar Medaow Rd	High Trail Rd/Fairlawn Dr	\$ 102,200		
		High Meadows Dr	12th Ave NE/Sandlewood Dr	\$ 182,000		
		Northcrest Dr	Northcliff Ave Abe Martin Dr	\$ 64,400		
		Fairlawn Dr	High Trail Rd/Wind Hill Rd	\$ 54,600		
		Westfield Cir	High Meadows Dr/N 1500 Blk	\$ 15,400		
BP	2021	Woodcrest Addition	(three locations)	\$ 189,000		
		Cripple Creek Dr	Woodcrest Creek/Woodbriar Dr	\$ 67,200		
		Chisholm Trail	Sequoyah Trail/Woodside Dr	\$ 22,400		
		Woodcrest Dr	Sequoyah Trail/Weatherford Dr	\$ 99,400		
BP	2021	Lakecrest Estates	(two locations)	\$ 155,400		
		Tenkiller Ln	Lakecrest Dr/N 1300 blk	\$ 56,000		
		Huron St	Erie Ave/Superior Ave	\$ 99,400		
BP	2021	Wildwood Green Addition	(two locations)	\$ 39,200		
		Cheyenne Way	Sequoyah Trail/N 2700 Blk	\$ 15,400		
		Osage Way	Sequoyah Trail/End	\$ 23,800		
BP	2021	Queenston Heights				
		Rock Hollw Dr	Queenston Ave/Briarcliff	\$ 93,800		
BP	2021	Kingston Heights				
		Kingston Rd	12th Ave NE/Queenston Ave	\$ 177,800		
BP	2021	Universtiy Place				
		Parkview Terrace	Clearview Dr/Fleetwood Dr	\$ 123,200		
BP	2021	Castlerock Addition	(two locations)	\$ 102,200		
		Nicole Cir	Castlerock Rd/End	\$ 42,000		
		Nicole Pl	Castlerock Rd/End	\$ 60,200		
BP	2021	Woodslawn Addition				
		Dorchester Dr	Highland Parkway/Highland Parkway	\$ 143,894		
YEAR 2021				\$ 1,772,494		
						12/16/2019

CITY OF NORMAN

PROJECT TITLE:	Rural Asphalt	PROJECT TYPE:	Transp Cty Fnd Only	Improv.
PROJ. CATEGORY:	Bond Projects	PROJECT NUMBER:	See attached listing	
DEPARTMENT:	Public Works	ACCOUNT NUMBER:	See attached (BP)	
MANAGER:	Tony Mensah	BEGIN & END DATES:	7/1/2020	to 6/30/2021
WARD(s):	All	LIFE EXPECTANCY:	20 Years	

DETAILED PROJECT DESCRIPTION:

This project is designed to improve the condition of rural roads. This project includes roadside drainage improvements, subgrade stabilization, deep patch repairs and asphalt pavement applications to the rural street network. Locations are identified on a separate page.

EXPENDITURE SCHEDULE through CITY Accounts by FY

Account Number	Cost Element	TOTAL ALL FISCAL YRS	Actual Prior Years	Budget FYE 2020	Proposed FYE 2021	Projected FYE 2022	Projected FYE 2023	Projected FYE 2024	Projected FYE 2025	Beyond 5 Years
GOB Issue Costs		45,000	45,000							
		0								
		0								
BP 50-9371-431.61-01	Const	2,854,773	1,654,773	500,000	700,000		0	0	0	
		0								
	Total	2,899,773	1,699,773	500,000	700,000	0	0	0	0	0

OPERATING IMPACT: Negligible Genl Fnd \$0

STATUS & COMMENTS:

TOTAL PROJECT BUDGET BY FUND SOURCE AND PURPOSE:

THIS PROJECT NEEDS ASSISTANCE FROM:

Purpose	2016 GOB			Total
GOB Issue Cos	45,000			45,000
ROW				0
Utilities				0
Const.	2,854,773			2,854,773
Materials				0
Total	2,899,773	0	0	2,899,773
Reimbursable Account?	No			

Bldg Maint	
IT	
Pub Wks	
Utilities	
Parks	
Other	

Last Update 12/16/2019

CITY OF NORMAN

PROJECT TITLE:	Urban Reconstruction	PROJECT TYPE:	Transp Cty Fnd Only	Improv.
PROJ. CATEGORY:	Bond Projects	PROJECT NUMBER:	See attached listing	
DEPARTMENT:	Public Works	ACCOUNT NUMBER:	See attached (BP)	
MANAGER:	Tony Mensah	BEGIN & END DATES:	7/1/2020	to 6/30/2021
WARD(s):	All	LIFE EXPECTANCY:	20 Years	

DETAILED PROJECT DESCRIPTION:

This project is designed to completely reconstruct an urban street. This project will include removal of existing pavement curb and/or gutter, stabilization of subgrade, construction of new curb and/or gutter and driveway approaches, full depth paving, and drainage improvements if required. The location is identified on a separate page.

EXPENDITURE SCHEDULE through CITY Accounts by FY

Account Number	Cost Element	TOTAL ALL FISCAL YRS	Actual Prior Years	Budget FYE 2020	Proposed FYE 2021	Projected FYE 2022	Projected FYE 2023	Projected FYE 2024	Projected FYE 2025	Beyond 5 Years
Bond Issue Costs		75,000	0	75,000						
		0								
		0								
BP 50-9385-431.61-01	Const	8,930,920	6,868,795	959,073	1,103,052		0	0	0	
		0								
		0								
	Total	9,005,920	6,868,795	1,034,073	1,103,052	0	0	0	0	0

OPERATING IMPACT:

Negligible	Genl Fnd	\$0
------------	----------	-----

STATUS & COMMENTS:

TOTAL PROJECT BUDGET BY FUND SOURCE AND PURPOSE:

THIS PROJECT NEEDS ASSISTANCE FROM:

Purpose	2016 GOB			Total	Bldg Maint	
Bond Issue Costs	75,000			75,000	IT	
ROW				0	Pub Wks	
Utilities				0	Utilities	
Const.	8,930,920			8,930,920	Parks	
Materials				0	Other	
Total	9,005,920	0	0	9,005,920		
Reimbursable Account?	No					

Last Updat 12/16/2019

CITY OF NORMAN

PROJECT TITLE:	Drainage Projects	PROJECT TYPE:	Stormwater Drainage	Improvmt.
PROJ. CATEGORY:	Drainage	PROJECT NUMBER:	DR	
DEPARTMENT:	Public Works	ACCOUNT NUMBER:		
MANAGER:	Carrie Evenson	BEGIN & END DATES:	7/1/15	to Annual
WARD(s):	All	LIFE EXPECTANCY:	20 Years	

DETAILED PROJECT DESCRIPTION:

This is an ongoing annual program to address stormwater drainage problems around the City. Specific locations will be indentified during each annual budget process. Specific projects by fiscal year can be found on the attached sheet.

EXPENDITURE SCHEDULE through CITY Accounts by FY

Account Number	Cost Element	TOTAL ALL FISCAL YRS	Actual Prior Years	Budget FYE 2020	FYE 2021	FYE 2022	FYE 2023	FYE 2024	FYE 2025	Beyond 5 Years
6201	Design	823,970	123,970	100,000	100,000	100,000	100,000	100,000	100,000	100,000
6001	ROW	0								
6701	Utilities	0								
6101	Const	5,176,545	991,545	185,000	600,000	500,000	600,000	700,000	800,000	800,000
6301	Matls	0								
		0								
	Total	6,000,515	1,115,515	285,000	700,000	600,000	700,000	800,000	900,000	900,000

OPERATING IMPACT: positive Genl Fnd Reduced employee, material, and Capital equipment cost

STATUS & COMMENTS:

TOTAL PROJECT BUDGET BY FUND SOURCE AND PURPOSE:

THIS PROJECT NEEDS ASSISTANCE FROM:

Purpose	Fnd 50			Total	Bldg Maint	
Design	823,970			823,970	IT	
ROW	0			0	Pub Wks	
Utilities	0			0	Utilities	
Const.	5,176,545			5,176,545	Parks	
Materials	0			0	Other	
Total	6,000,515	0	0	6,000,515		
Reimbursable Account?						

Last Update 12/10/19

CITY OF NORMAN

PROJECT TITLE:	Drainage Miscellaneous Annual Projects	PROJECT TYPE:	Stormwater Drainage	Maint.
PROJ. CATEGORY:	General Maintenance	PROJECT NUMBER:	DR	
DEPARTMENT:	Public Works	ACCOUNT NUMBER:		
MANAGER:	Carrie Evenson	BEGIN & END DATES:	7/1/15	to Annual
WARD(s):	All	LIFE EXPECTANCY:	20 years	

DETAILED PROJECT DESCRIPTION:

Every year, several small (<\$50,000) unplanned drainage projects, which are typically reported to staff via citizen requests, are not constructed because they have not been funded. This program funds these small drainage projects. These projects include repairing concrete flumes between houses, damaged or improperly sized storm sewer inlets and installation of new storm sewer inlets. This project will provide staff with the necessary funding to construct these small drainage projects. In so doing, it will produce a very positive citizen impact.

EXPENDITURE SCHEDULE through CITY Accounts by FY

Account Number	Cost Element	TOTAL ALL FISCAL YRS	Actual Prior Years	Budget FYE 2020	FYE 2021	FYE 2022	FYE 2023	FYE 2024	FYE 2025	Beyond 5 Years
6201	Design	150,000			25,000	25,000	25,000	25,000	25,000	25,000
6001	ROW	0								
6701	Utilities	0								
6101	Const	1,361,254	266,254	45,000	100,000	100,000	150,000	200,000	250,000	250,000
6301	Matls	0								
		0								
	Total	1,511,254	266,254	45,000	125,000	125,000	175,000	225,000	275,000	275,000

OPERATING IMPACT:

positive	Genl Fnd
----------	----------

 While maintenance of infrastructure is required, generally these small drainage projects will result in a decrease in overall City of Norman effort and budget expenditure due to updating, upgrading, and increased level of service and reduction in necessary response to customer complaints.

STATUS & COMMENTS:

TOTAL PROJECT BUDGET BY FUND SOURCE AND PURPOSE: THIS PROJECT NEEDS ASSISTANCE FROM:

Purpose	Fnd 50			T total	Bldg Maint	
Design	150,000			150,000	IT	
ROW	0			0	Pub Wks	
Utilities	0			0	Utilities	
Const.	1,361,254			1,361,254	Parks	
Materials	0			0	Other	
Total	1,511,254	0	0	1,511,254		
Reimbursable Account?						

Last Update 12/10/19

ANNUAL BUDGET

CITY OF NORMAN

PROJECT TITLE:	Lake Thunderbird Watershed TMDL Compliance	PROJECT TYPE:	Stormwater Drainage	Improv.
PROJ. CATEGORY:	Stormwater Drainage	PROJECT NUMBER:	DR0061	
DEPARTMENT:	Public Works	ACCOUNT NUMBER:		
MANAGER:	Carrie Evenson	BEGIN & END DATES:	7/1/14	to Annual
WARD(s):	All	LIFE EXPECTANCY:		

DETAILED PROJECT DESCRIPTION:

On November 5, 2015, the City submitted Compliance and Monitoring Plans (Plans) to the Oklahoma Department of Environmental Quality (ODEQ) for their review. ODEQ approved the City's Plans on September 21, 2016, and the Council adopted the approved Plans on October 25, 2016, through Council Resolution R-1617-41. This was the culmination of a contract entered into by the City with Olsson Associates to develop a plan to bring the City's stormwater discharges into compliance with the Waste Load Allocations developed from the Lake Thunderbird TMDL. The City is nearing completion of the first 5 year cycle through implementation of a Monitoring Plan to establish a baseline for flow and pollutant loading of streams flowing from or through the City to Lake Thunderbird. Pollutants to be monitored are nitrogen, phosphorus, and total suspended solids. BMPs will also be implemented as part of the City's Compliance Plan beginning with education campaigns and enhancing programs already in place, progressing to increasing cleaning efforts. These efforts during the first 5 years are aimed at reducing pollutants in stormwater runoff at the source. The Plans and the results of the monitoring will be reviewed at the end of this initial 5 year cycle to determine where best to establish structural BMPs during the next 5 year cycle. The budgets developed for FYE 2016 and onward are for implementation of the Monitoring Plan.

EXPENDITURE SCHEDULE through CITY Accounts by FY

Account Number	Cost Element	TOTAL ALL FISCAL YRS	Actual Prior Years	Budget FYE 2020	FYE 2021	FYE 2022	FYE 2023	FYE 2024	FYE 2025	Beyond 5 Years
6201	Design	2,769,542	969,542		300,000	300,000	300,000	300,000	300,000	300,000
6001	ROW	0								
6701	Utilities	0								
6101	Const	0								
6301	Matls	0								
		0								
	Total	2,769,542	969,542	0	300,000	300,000	300,000	300,000	300,000	300,000

OPERATING IMPACT:

slight

Genl Fnd

 This project should have a positive impact on operations. As water quality entering Lake Thunderbird improves, drinking water quality will improve

STATUS & COMMENTS:

TOTAL PROJECT BUDGET BY FUND SOURCE AND PURPOSE:

THIS PROJECT NEEDS ASSISTANCE FROM:

Purpose	Fnd 50		Total	Bldg Maint	
Design	2,769,542		2,769,542	IT	
ROW	0		0	Pub Wks	
Utilities	0		0	Utilities	
Const.	0		0	Parks	
Materials	0		0	Other	
Total	2,769,542	0	2,769,542		

Reimbursable Account?

--

Last Update 12/10/19

CITY OF NORMAN

PROJECT TITLE:	Imhoff Creek Bank Stailization	PROJECT TYPE:	Stormwater Drainage	Maint.	
PROJ. CATEGORY:	Stormwater Drainage and Storm Sewer Systems	PROJECT NUMBER:	DR0062		
DEPARTMENT:	Public Works	ACCOUNT NUMBER:			
MANAGER:	Carrie Evenson	BEGIN & END DATES:	7/1/14	to	7/1/27
WARD(s):	2 4	LIFE EXPECTANCY:	10 years		

DETAILED PROJECT DESCRIPTION:

The banks of Imhoff Creek are severely eroded and destabilized. The purpose of this project is to provide an engineering study of the hydraulic and hydrologic functions of the stream above and below the Imhoff Road bridge and to provide the necessary analysis and design of a stabilization project to address the severe erosion on the banks of Imhoff Creek beginning at Highway 9 and continuing north approximately 4200 feet. This project is identified as Project IC-2 in the Storm Water Master Plan. Meshek and Associates have prepared a conceptual design for this section of Imhoff Creek. Due to the extent of repairs needed and the associated costs, the design recommended the stabilization work be conducted in two phase. The first phase will involve Imhoff Creek from below the Imhoff Road bridge to Highway 9. The second phase will stabilize the banks of Imhoff Creek north of Imhoff Road bridge and continuing north for approximately 4200 feet. The FYE 2021 funds being requested will be for a final design and detailed construction drawings for Phase 1.

EXPENDITURE SCHEDULE through CITY Accounts by FY

Account Number	Cost Element	TOTAL ALL FISCAL YRS	Actual Prior Years	Budget FYE 2020	FYE 2021	FYE 2022	FYE 2023	FYE 2024	FYE 2025	Beyond 5 Years
6201	Design	488,069	183,069		305,000					
6001	ROW	300,000			300,000					
6701	Utilities	0								
6101	Const	2,750,000				550,000	550,000	550,000	550,000	550,000
6301	Matls	0								
		0								
	Total	3,538,069	183,069	0	605,000	550,000	550,000	550,000	550,000	550,000

OPERATING IMPACT: positive Genl Fnd The impact of this project will improve and reduce maintenance activity.

STATUS & COMMENTS:

TOTAL PROJECT BUDGET BY FUND SOURCE AND PURPOSE:

THIS PROJECT NEEDS ASSISTANCE FROM:

Purpose	Fnd 50			Total	Bldg Maint	
Design	488,069			488,069	IT	
ROW	300,000			300,000	Pub Wks	
Utilities	0			0	Utilities	
Const.	2,750,000			2,750,000	Parks	
Materials	0			0	Other	
Total	3,538,069	0	0	3,538,069		
Reimbursable Account?						

Last Update 12/10/19

CITY OF NORMAN

PROJECT TITLE:	Force Account Drainage	PROJECT TYPE:	Stormwater Drainage	Maint.
PROJ. CATEGORY:	Stormwater	PROJECT NUMBER:	See attached listing	
DEPARTMENT:	Public Works	ACCOUNT NUMBER:		
MANAGER:	Carrie Evenson	BEGIN & END DATES:	7/1/20	to 6/30/21
WARD(s):	All	LIFE EXPECTANCY:	20 years	

DETAILED PROJECT DESCRIPTION:

The Infrastructure Crew in the Stormwater Division is comprised of (4) personnel who install stormwater drainage improvements, including stormwater infrastructure installation and repair, adjunct street repairs, culvert crossdrains, and concrete channel repairs. This project funds the materials. FYE 2021 stormwater drainage improvement locations are as shown on the following sheet.

EXPENDITURE SCHEDULE through CITY Accounts by FY

Account Number	Cost Element	TOTAL ALL FISCAL YRS	Actual Prior Years	Budget FYE 2020	FYE 2021	FYE 2022	FYE 2023	FYE 2024	FYE 2025	Beyond 5 Years
6201	Design	0								
6001	ROW	0								
6701	Utilities	0								
6101	Const	370,000		40,000	55,000	55,000	55,000	55,000	55,000	55,000
6301	Matls	665,000		95,000	95,000	95,000	95,000	95,000	95,000	95,000
		0								
	Total	1,035,000	0	135,000	150,000	150,000	150,000	150,000	150,000	150,000

OPERATING IMPACT: negligible Genl Fnd Personnel, Capital Equipment and Materials.

STATUS & COMMENTS:

TOTAL PROJECT BUDGET BY FUND SOURCE AND PURPOSE:

THIS PROJECT NEEDS ASSISTANCE FROM:

Purpose	Fnd 50			Total	Bldg Maint	
Design	0			0	IT	
ROW	0			0	Pub Wks	
Utilities	0			0	Utilities	
Const.	370,000			370,000	Parks	
Materials	665,000			665,000	Other	
Total	1,035,000	0	0	1,035,000		
Reimbursable Account?						

Last Update 12/10/19

CAPITAL IMPROVEMENTS PLAN

NORMAN FORWARD SALES TAX FUND - 51

ASSUMPTIONS

1. NORMAN FORWARD is a quality of life initiative proposed by community groups and residents. On October 13, 2015 voters authorized a ½ cent temporary (15 years) sales tax to fund the projects. Collection began January 1, 2016. Some of the projects will be funded on a pay as you go basis. Some of the projects are of higher importance and greater costs, and therefore require borrowing funds through general obligation bonds.
2. In FYE21, \$25,530,000 is scheduled for six bond funded projects and \$5,887,462 for six paygo funded projects. The individual projects' impacts on the operating budget may be significant because they are new and expanded facilities.

Norman Forward Sales Tax Fund Summary

Fund 51

	FYE 19 ACTUAL	FYE 20 BUDGET	FYE 20 ESTIMATED	FYE 21 PROJECTED	FYE 22 PROJECTED	FYE 23 PROJECTED	FYE 24 PROJECTED	FYE 25 PROJECTED
1 Beginning Fund Balance	\$ 54,059,452	\$ 4,740,768	\$ 44,634,681	\$ 39,437,472	\$ 13,043,468	\$ (511,258)	\$ (1,385,709)	\$ (1,989,208)
2								
3 Revenues:								
4 Sales Tax Revenue	9,210,289	9,634,945	9,634,945	9,803,557	9,999,628	10,199,620	10,403,613	10,611,685
5 Use Tax Revenue	991,757	647,546	1,045,091	1,076,444	1,108,737	1,141,999	1,176,259	1,211,547
6 Interest Income - Bonds	-	15,000	15,000	15,000	15,000	15,000	15,000	15,000
7 Interest Income	1,012,856	-	-	-	-	-	-	-
8 Donations/Other	-	-	-	2,000,000	-	-	-	-
9								
10 Subtotal	\$ 11,214,902	\$ 10,297,491	\$ 10,695,036	\$ 12,895,001	\$ 11,123,365	\$ 11,356,620	\$ 11,594,872	\$ 11,838,232
11								
12 I/F Transf - Capital Fund - 2015 Bds	-	-	-	-	-	-	-	-
13 Bond Proceeds - 2015 Bonds	-	-	-	-	-	-	-	-
14 Bond Proceeds - 2017 Bonds	-	-	-	-	-	-	-	-
15 Bond Proceeds - 2020 Bonds	-	37,750,000	26,000,000	-	-	-	-	-
16								
17 Subtotal	\$ -	\$ 37,750,000	\$ 26,000,000	\$ -	\$ -	\$ -	\$ -	\$ -
18								
19 Total Revenue	\$ 11,214,902	\$ 48,047,491	\$ 36,695,036	\$ 12,895,001	\$ 11,123,365	\$ 11,356,620	\$ 11,594,872	\$ 11,838,232
20								
21 Expenditures:								
22 Audit Adjustments/Encumbrances	134,789	-	-	-	-	-	-	-
23 Salary and Benefits	-	-	-	-	-	-	-	-
24 Supplies and Materials	-	-	-	-	-	-	-	-
25 Services and Maintenance	548,482	-	1,727,875	-	-	-	-	-
26 Capital Projects - Pay Go	669,034	9,600,000	12,004,642	5,887,462	6,000,000	2,568,177	1,330,000	1,330,000
27 Capital Projects - 2015 Bonds	7,303,067	-	-	-	-	-	-	-
28 Capital Projects - 2017 Bonds	8,161,227	-	23,241,315	2,651,599	-	-	-	-
29 Capital Projects - 2020 Bonds	-	21,892,860	-	22,878,401	10,384,513	-	-	-
30 Issue Costs	-	400,000	400,000	-	-	-	-	-
31 Debt Service - 2015 Bonds	2,240,167	2,606,718	2,606,718	3,157,548	3,097,948	4,003,348	5,250,613	5,986,289
32 Debt Service - 2017 Bonds	1,532,903	1,689,000	1,689,000	1,691,300	2,167,300	2,625,300	2,577,300	2,529,300
33 Debt Service - 2020 Bonds	-	-	-	2,800,000	2,800,000	2,800,000	2,800,000	2,800,000
34 I/F Transf - Capital Fund	-	-	-	-	-	-	-	-
35 I/F Transf - General Fund-East Library	15,000	75,000	75,000	75,000	75,000	75,000	75,000	75,000
36 I/F Transf - General Fund-Central Library	-	112,695	112,695	112,695	118,330	124,246	130,459	136,981
37 I/F Transf - Westwood Fund	35,004	35,000	35,000	35,000	35,000	35,000	35,000	35,000
38								
39 Total Expenditures	\$ 20,639,673	\$ 36,411,273	\$ 41,892,245	\$ 39,289,005	\$ 24,678,091	\$ 12,231,071	\$ 12,198,372	\$ 12,892,570
40								
41 Net Difference	\$ (9,424,771)	\$ 11,636,218	\$ (5,197,209)	\$ (26,394,004)	\$ (13,554,726)	\$ (874,451)	\$ (603,499)	\$ (1,054,338)
42								
43 Ending Fund Balance	\$ 44,634,681	\$ 16,376,985	\$ 39,437,472	\$ 13,043,468	\$ (511,258)	\$ (1,385,709)	\$ (1,989,208)	\$ (3,043,547)
44								
45 Reserves:								
46 General Contingency	644,720	674,446	674,446	686,249	699,974	713,973	728,253	742,818
47 Reserve for Bond Proceeds - 2015 Bonds	-	(464)	-	-	-	-	-	-
48 Reserve for Bond Proceeds - 2017 Bonds	25,892,914	-	2,651,599	-	-	-	-	-
49 Reserve for Bond Proceeds - 2020 Bonds	-	3,548,891	25,600,000	2,721,599	(7,662,914)	(7,662,914)	(7,662,914)	(7,662,914)
50 Available for Pay-Go Projects	18,097,047	12,154,112	10,511,427	9,635,620	6,451,682	5,563,232	4,945,453	3,876,549
51								
52 Total Reserves	\$ 44,634,681	\$ 16,376,985	\$ 39,437,472	\$ 13,043,468	\$ (511,258)	\$ (1,385,709)	\$ (1,989,208)	\$ (3,043,547)

Norman Forward Sales Tax Fund Project Table

Fund 51

Pg #	Acct No	Project Number	Project Name	FYE 2020 Budget	FYE 2021	FYE 2022	FYE 2023	FYE 2024	FYE 2025	BEYOND 5 YEARS
EXPENDITURES										
I. Bond Funded										
209	051-9050-452	NFB019	Andrews Park Improvements	1,398,100						0
	051-9507-455	NFB016	Library-New Central Branch	6,358,941						0
	051-9507-455	NFB017	Library-New East Branch	304,183						0
211	051-9639-452	NFB001	Griffin Park Remodel	10,217,798	2,100,000	1,750,000				0
212	051-9546-452	NFB002	Indoor Aquatic Facility	1,000,000	9,000,000	4,000,000	0	0		0
213	051-9601-452	NFB003	Indoor Sports Facility	1,000,000	5,000,000	2,500,000				0
	051-9403-431	NFB008	James Garner/Acres Intersection	782,467						0
	051-9441-452	NFB005	Community Sports Park Development	500,000	2,000,000					0
215	051-	NFB	Traffic and Road Improvements	0	500,000	500,000				1,730,000
216	051-9205-452	NFB006	Reaves Park Remodel	1,435,487	6,930,000	1,634,513				0
	051-9404-451	NFB018	Westwood Swim Complex Replacement	244,339						0
	051-9364-451	NFB007	Westwood Tennis Center Addition	0						0
SUBTOTAL BOND FUNDED				\$23,241,315	\$25,530,000	\$10,384,513	\$0	\$0	\$0	\$1,730,000
II. Paygo Funded										
217	051-9830-452	NFP101	Neighborhood Park Improvements	783,655		500,000	500,000	500,000	500,000	2,250,000
218	051-9830-452	NFP104	New Neighborhood Park Development	883,530						0
219	051-9365-419	NFP108	New Senior Citizens Center	4,180,000	3,420,000	3,420,000				0
220	051-9097-452	NFP107	New Trail Development Throughout Town	0	600,000	0	0			5,400,000
221	051-9441-452	NFP103	Lease Payments for Griffin Park	80,000	93,334	80,000	80,000	80,000	80,000	2,000,000
222	051-9500-452	NFP100	Public Arts Projects	122,229						750,000
223	051-9322-452	NFP105	Ruby Grant Park Development	5,375,872	624,128	0				0
224	051-9674-452	NFP106	Saxon Park Development	0	500,000	0		750,000	750,000	0
214	051-9403-431	NFP	James Garner Blvd: Flood to Acres	579,356	650,000	2,000,000	1,988,177			0
210	051-	NFP	Canadian River Park Development	0						2,000,000
SUBTOTAL PAYGO FUNDED				\$12,004,642	\$5,887,462	\$6,000,000	\$2,568,177	\$1,330,000	\$1,330,000	\$12,400,000
TOTAL NORMAN FORWARD FUND 51 PROJECTS				\$35,245,957	\$31,417,462	\$16,384,513	\$2,568,177	\$1,330,000	\$1,330,000	\$14,130,000

* closed

- means unused funds to be returned to fund balance at end of fiscal year.

CITY OF NORMAN

PROJECT TITLE:	Lease Payments for Griffin Park	PROJECT TYPE:	Parks & Recreation	Improvmt.
PROJ. CATEGORY:	Parks & Recreation	PROJECT NUMBER:	NFP103	
DEPARTMENT:	Parks & Recreation	ACCOUNT NUMBER:	051-9441-452	
MANAGER:		BEGIN & END DATES:	7/1/19	to 6/30/49
WARD(s):	All	LIFE EXPECTANCY:	30 years	

DETAILED PROJECT DESCRIPTION:

Annual lease payments to the Department of Mental Health for the City of Norman's use of the Griffin Park land.

EXPENDITURE SCHEDULE through CITY Accounts by FY

Account Number	Cost Element	TOTAL ALL FISCAL YRS	Actual Prior Years	Budget FYE 2019	FYE 2020	FYE 2021	FYE 2022	FYE 2023	FYE 2024	Beyond 5 Years
6201	Design	0								
6001	ROW	2,413,334			80,000	93,334	80,000	80,000	80,000	2,000,000
6701	Utilities	0								
6101	Const	0								
6301	Matls	0								
		0								
	Total	2,413,334	0	0	80,000	93,334	80,000	80,000	80,000	2,000,000

OPERATING IMPACT: slight Genl Fnd ongoing maintenance, utilities, computer services

STATUS & COMMENTS:

THIS PROJECT NEEDS ASSISTANCE FROM:

Purpose	Fnd 51		Total
Design	0		0
ROW	2,413,334		2,413,334
Utilities	0		0
Const.	0		0
Materials	0		0
Total	2,413,334	0	2,413,334

Bldg Maint	
IT	
Pub Wks	
Utilities	
Parks	
Other	

Reimbursable Account? no

Last Update 6/14/19

CITY OF NORMAN

PROJECT TITLE:	Canadian River Park Development	PROJECT TYPE:	Parks & Recreation	Improvmt.
PROJ. CATEGORY:	Parks & Recreation	PROJECT NUMBER:	NFB	
DEPARTMENT:	Parks & Recreation	ACCOUNT NUMBER:	051-	
MANAGER:	James Briggs	BEGIN & END DATES:	7/1/24	to 6/30/25
WARD(s):	3	LIFE EXPECTANCY:	70 Years	

DETAILED PROJECT DESCRIPTION:

This project is for the development of a new Canadian River Park in Norman. The land proposed for this park is south and west of the Lindsey Street Extension (from Interstate Drive around to 36th Avenue SW). The park development can only proceed as planned for the budget indicated if the land is gifted to the City, as has been discussed. A land purchase is not included in the project budget shown here.

EXPENDITURE SCHEDULE through CITY Accounts by FY

Account Number	Cost Element	TOTAL ALL FISCAL YRS	Actual Prior Years	Budget FYE 2020	FYE 2021	FYE 2022	FYE 2023	FYE 2024	FYE 2025	Beyond 5 Years
6201	Design	200,000								200,000
6001	ROW	0								
6701	Utilities	0								
6101	Const	0								
6301	Matls	1,800,000								1,800,000
		0								
	Total	2,000,000	0	0	0	0	0	0	0	2,000,000

OPERATING IMPACT: slight Genl Fnd ongoing maintenance, utilities, computer services

STATUS & COMMENTS:

TOTAL PROJECT BUDGET BY FUND SOURCE AND PURPOSE:

THIS PROJECT NEEDS ASSISTANCE FROM:

Purpose	Fnd 51			Total	Bldg Maint	
Design	200,000			200,000	IT	
ROW	0			0	Pub Wks	
Utilities	0			0	Utilities	
Const.	0			0	Parks	
Materials	1,800,000			1,800,000	Other	
T total	2,000,000	0	0	2,000,000		
Reimbursable Account?	no					

Last Update 2/3/20

CITY OF NORMAN

PROJECT TITLE:	Griffin Park Remodel	PROJECT TYPE:	Parks & Recreation	Improv.
PROJ. CATEGORY:	Parks & Recreation	PROJECT NUMBER:	NFB0001	
DEPARTMENT:	Parks & Recreation	ACCOUNT NUMBER:	051-9639-452	
MANAGER:	Wade Thompson	BEGIN & END DATES:	7/1/16	to 6/30/22
WARD(s):	8	LIFE EXPECTANCY:	50 Years	

DETAILED PROJECT DESCRIPTION:

This project is for the re-development of Griffin Park as a Soccer Complex. The majority of the design and construction work will be focused on re-use of those parts of the park that are currently being used for the City of Norman's Youth Baseball and Softball leagues, which are being relocated to Reaves Park via a separate project, to allow new soccer fields to be built in their place (including new lighting, irrigation, site furnishings, parking areas and park roads). The existing soccer fields will remain in-service while Reaves is re-done and a new Community Sports Park is being developed for the adult softball league and the youth football and adult flag football leagues. Once the new soccer fields are constructed, Griffin Park will be able to host large regional tournaments throughout the year. The park remodel will not include construction of any new soccer facilities north of the irrigation lake in the dog park/disc golf area; but it does include continued improvements to the park trails (including a walk bridge over part of the lake), the dog park and the disc golf course area.

EXPENDITURE SCHEDULE through CITY Accounts by FY

Account Number	Cost Element	TOTAL ALL FISCAL YRS	Actual Prior Years	Budget FYE 2020	FYE 2021	FYE 2022	FYE 2023	FYE 2024	FYE 2025	Beyond 5 Years
6201	Design	1,100,000	1,000,000		100,000					
6001	ROW	0								
6701	Utilities	0								
6101	Const	9,900,000	0	6,150,000	2,000,000	1,750,000				
6301	Matls	0								
		0								
	Total	11,000,000	1,000,000	6,150,000	2,100,000	1,750,000	0	0	0	0

OPERATING IMPACT: moderate Rm Tx Fnd More Revenue can be expected in Room Tax from more tournaments

STATUS & COMMENTS:

Three projects have been completed in the first three years of Norman Forward funding to re-grade the large competition fields in the northwest part of the complex and develop the old football fields in the southwest part of the park into soccer fields, including a new restroom facility in that area. These improvements have greatly increased the playability and look of the facility for tournament and league play. Work will ramp-up as the Reaves Park projects commences construction, and the youth baseball fields at Griffin are replaced with the new facilities at Reaves--which will make room for the final phase of the Griffin Park remodel.

TOTAL PROJECT BUDGET BY FUND SOURCE AND PURPOSE:

THIS PROJECT NEEDS ASSISTANCE FROM:

Purpose	Fnd 51		Total
Design	1,100,000		1,100,000
ROW	0		0
Utilities	0		0
Const.	9,900,000		9,900,000
Materials	0		0
Total	11,000,000	0	11,000,000

Bldg Maint	
IT	
Pub Wks	
Utilities	
Parks	
Other	

Reimbursable Account? no

Last Update 2/3/20

CITY OF NORMAN

PROJECT TITLE:	Indoor Aquatic Facility	PROJECT TYPE:	Parks & Recreation	Improvmt.
PROJ. CATEGORY:	Parks & Recreation	PROJECT NUMBER:	NFB002	
DEPARTMENT:	Parks & Recreation	ACCOUNT NUMBER:	051-9546-452	
MANAGER:	Jason Olsen	BEGIN & END DATES:	7/1/16	to 6/30/19
WARD(s):	8	LIFE EXPECTANCY:	50 Years	

DETAILED PROJECT DESCRIPTION:

This project is for the construction of a new indoor Aquatics Center. The original plan called for this new facility to be operated and programmed as a joint venture between the City of Norman, the Norman Public Schools and the Cleveland County YMCA; and to be constructed as part of a multi-facility improvement on whichever plot of land is selected for this facility, along with the new Indoor Sports Facility, and a possible new Senior Citizens Center, which are planned to be built via separate projects in the NORMAN FORWARD package. This Aquatics Center will include competition swimming facilities, therapeutic water areas, and recreational swimming. The project will include the building and part of the associated parking and landscape/site improvements which would serve this building.

EXPENDITURE SCHEDULE through CITY Accounts by FY

Account Number	Cost Element	TOTAL ALL FISCAL YRS	Actual Prior Years	Budget FYE 2020	FYE 2021	FYE 2022	FYE 2023	FYE 2024	FYE 2025	Beyond 5 Years
6201	Design	1,000,000	1,000,000							
6001	ROW	0								
6701	Utilities	0								
6101	Const	0								
6301	Matls	12,000,000		3,000,000	9,000,000					
		0								
	Total	13,000,000	1,000,000	3,000,000	9,000,000	0	0	0	0	0

OPERATING IMPACT: slight Genl Fnd ongoing maintenance, utilities, computer services

STATUS & COMMENTS:

The City of Norman is currently exploring a deal to locate this facility and the new Indoor Sports Facility on land in the University North Park (UNP) development on the east side of 24th Avenue NW.

TOTAL PROJECT BUDGET BY FUND SOURCE AND PURPOSE:

THIS PROJECT NEEDS ASSISTANCE FROM:

Purpose	Fnd 51			Total	Bldg Maint	
Design	1,000,000			1,000,000	IT	
ROW	0			0	Pub Wks	
Utilities	0			0	Utilities	
Const.	0			0	Parks	
Materials	12,000,000			12,000,000	Other	
Total	13,000,000	0	0	13,000,000		
Reimbursable Account?	no					

Last Update 2/3/20

CITY OF NORMAN

PROJECT TITLE:	Indoor Sports Facility Construction	PROJECT TYPE:	Parks & Recreation	Improvmt.
PROJ. CATEGORY:	Parks & Recreation	PROJECT NUMBER:	NFB003	
DEPARTMENT:	Parks & Recreation	ACCOUNT NUMBER:	051-9601-452	
MANAGER:	Jason Olsen	BEGIN & END DATES:	7/1/16	to 6/30/20
WARD(s):	8	LIFE EXPECTANCY:	50 Years	

DETAILED PROJECT DESCRIPTION:

This project is for the construction of a new indoor gymnasium to replace the existing 5-court Optimist basketball facility located east of the existing YMCA in the old airplane hanger at Westheimer field. The old Optimist basketball gymnasium would remain while this new facility is being constructed, and then may continue to operate as additional gym space for larger events. Ideally, this new gym will be built on land adjacent to that land acquired for the Indoor Aquatics Facility and a possible new Senior Citizens Center, which are planned to be built via separate projects in the NORMAN FORWARD package.

EXPENDITURE SCHEDULE through CITY Accounts by FY

Account Number	Cost Element	TOTAL ALL FISCAL YRS	Actual Prior Years	Budget FYE 2020	FYE 2021	FYE 2022	FYE 2023	FYE 2024	FYE 2025	Beyond 5 Years
6201	Design	750,000	750,000							
6001	ROW	0								
6701	Utilities	0								
6101	Const	7,750,000		5,250,000	2,500,000					
6301	Matls	0								
		0								
	Total	8,500,000	750,000	5,250,000	2,500,000	0	0	0	0	0

OPERATING IMPACT: moderate Rm Tx Fn Increased Revenue from sports programs

STATUS & COMMENTS:

The City of Norman is currently exploring a deal to locate this facility and the new Indoor Aquatics facility on land in the University North Park (UNP) development on the east side of 24th Avenue NW. If that location is selected, this project will not include demolition of the old Optimist Gym at North Base; however we do still anticipate the youth basketball programs to all end up in this new facility.

TOTAL PROJECT BUDGET BY FUND SOURCE AND PURPOSE:

THIS PROJECT NEEDS ASSISTANCE FROM:

Purpose	Fnd 51			T total	Bldg Maint	
Design	750,000			750,000	IT	
ROW	0			0	Pub Wks	
Utilities	0			0	Utilities	
Const.	7,750,000			7,750,000	Parks	
Materials	0			0	Other	
Total	8,500,000	0	0	8,500,000		
Reimbursable Account?	no					

Last Update 2/3/20

CITY OF NORMAN

PROJECT TITLE:	James Garner Avenue - Flood to Acres	PROJECT TYPE:	Transp Cty Fnd Only	Improvmt.
PROJ. CATEGORY:	New Road Construction	PROJECT NUMBER:	NFB004	
DEPARTMENT:	Public Works	ACCOUNT NUMBER:	051-9405-431	
MANAGER:	Paul D'Andrea	BEGIN & END DATES:	8/1/16	to 12/31/20
WARD(s):	8 4	LIFE EXPECTANCY:	20 Years	

DETAILED PROJECT DESCRIPTION:

Extend James Garner Avenue from Acres Street to Flood Avenue north of Robinson Street

EXPENDITURE SCHEDULE through CITY Accounts by FY

Account Number	Cost Element	TOTAL ALL FISCAL YRS	Actual Prior Years	Budget FYE 2020	FYE 2021	FYE 2022	FYE 2023	FYE 2024	FYE 2025	Beyond 5 Years
051-9405-431.62-01	Design	429,275	429,275	0						
051-9405-431.60-01	Land	860,225	860,225	0						
051-9405-431.67-01	Utilities	250,000	38,000	212,000						
051-9405-431.61-01	Const	1,800,000	0	1,150,000	650,000					
		0								
		0								
Total		3,339,500	1,327,500	1,362,000	650,000	0	0	0	0	0

OPERATING IMPACT: negligible Genl Fnd Maintenance of roadway, signals and lighting

STATUS & COMMENTS:

THIS PROJECT NEEDS ASSISTANCE FROM:

Purpose	Fnd 51	Fed. Aid		Total
Design	429,275			429,275
ROW	860,225			860,225
Utilities	250,000			250,000
Const.	1,800,000	5,400,000		7,200,000
Materials				0
Total	3,339,500	5,400,000	0	8,739,500

Bldg Maint	no
IT	no
Pub Wks	yes
Utilities	yes
Parks	no
Other	no

Reimbursable Account? no no

Last Update 12/31/19

CITY OF NORMAN

PROJECT TITLE:	North Base Roads	PROJECT TYPE:	Transp Cty Fnd Only	Maint.
PROJ. CATEGORY:	Public Works	PROJECT NUMBER:	NFB	
DEPARTMENT:	Public Works	ACCOUNT NUMBER:	051-	
MANAGER:	Scott Sturtz	BEGIN & END DATES:	7/1/19	to 6/30/22
WARD(s):	8	LIFE EXPECTANCY:	50 Years	

DETAILED PROJECT DESCRIPTION:

Project Design to be based on the final site layout of the Norman Forward facilities at this location. Project is expected to include extension on Berry Road to Lexington, improvements on Lexington to Flood and possible signalization at the intersection of Flood and LExington.

Account Number	Cost Element	TOTAL ALL FISCAL YRS	Actual Prior Years	Budget FYE 2018	FYE 2019	FYE 2020	FYE 2021	FYE 2022	FYE 2023	Beyond 5 Years
051-	Design	0								
051-	Const	2,730,000								2,730,000
051-	ROW	0								
		0								
		0								
		0								
		0								
	Total	2,730,000	0	0	0	0	0	0	0	2,730,000

OPERATING IMPACT: negligible Genl Fnd

STATUS & COMMENTS:

TOTAL PROJECT BUDGET BY FUND SOURCE AND PURPOSE:

THIS PROJECT NEEDS ASSISTANCE FROM:

Purpose	Fnd 51			Total
Design	0			0
ROW	0			0
Utilities				0
Const.	2,730,000			2,730,000
Materials				0
Total	2,730,000	0	0	2,730,000

Bldg Main	no
IT	no
Pub Wks	yes
Utilities	yes
Parks	yes
Other	no

Reimbursable Account? no

Last Update 2/5/19

CITY OF NORMAN

PROJECT TITLE:	Reaves Park Remodel	PROJECT TYPE:	Parks & Recreation	Improvmt.
PROJ. CATEGORY:	Parks & Recreation	PROJECT NUMBER:	NFB006	
DEPARTMENT:	Parks & Recreation	ACCOUNT NUMBER:	051-9205-452	
MANAGER:	James Briggs	BEGIN & END DATES:	7/1/17	to 6/30/22
WARD(s):	7	LIFE EXPECTANCY:	50 Years	

DETAILED PROJECT DESCRIPTION:

This project is for the re-design and development of Reaves Park as a youth baseball facility. Work will include re-location of the current Park Maintenance facilities to another location, as well as the current adult softball fields (to the new Community Sports Park site to be purchased and developed via a separate project). Once these facilities are removed from Reaves, all of the Youth Baseball and Softball fields will be relocated to Reaves from Griffin Park and combined with the Optimist Youth Baseball Fields already in Reaves to make one complete baseball/softball park for all ages from T-Ball up through teenage leagues. The design and development of these facilities will not alter the southwest sector of the park, which is the site of the Cleveland County Veteran's Memorial, the Kidspace Playground Facility and the home to the annual Medieval Fair, as well as Norman Day, Earth Day and other community-wide festivals. All utilities, park roads, buildings, landscape features, parking areas and site furnishings will be evaluated and upgraded, as needed as part of this project; with particular attention paid to the ingress/egress points of the park and how they relate to the current road capacity during peak use times.

EXPENDITURE SCHEDULE through CITY Accounts by FY

Account Number	Cost Element	TOTAL ALL FISCAL YRS	Actual Prior Years	Budget FYE 2020	FYE 2021	FYE 2022	FYE 2023	FYE 2024	FYE 2025	Beyond 5 Years
051-9404-451-6201	Design	800,000	800,000							
6001	ROW	0								
6701	Utilities	0								
051-9404-451-6101	Const	9,200,000		2,270,000	6,930,000					
6301	Matls	0								
		0								
	Total	10,000,000	800,000	2,270,000	6,930,000	0	0	0	0	0

OPERATING IMPACT:

slight

 Genl Fnd ongoing maintenance, utilities, computer services

STATUS & COMMENTS:

The design team from Half Associates (hired in FYE2018) is working to produce the Construction Documents for the project in conjunction with Flintco, who was hired as Constructicon Manager at Risk during FYE2019. Work will proceed as soon as possible; but will be contingent on the construction of a new Park Maintenance Facility at North Base (funded as part of this project), so that the current facility in Reaves Park can be demolished to make room for a major part of the new ballfield constructicon in its place. We are also awaiting the finalization of the land deal and design of the new community sports park NORMAN FORWARD project, which will provide a new home for the adult softball fields. The intial phase of Reaves Park construction will include rennovation of the 6 current adult fields to become youth field complexes in the northern part of Reaves. Future phases of the masterplan for the park will include constructicon of new ballfields to replace these renovated fields, along with development of a festival area and splashpad in the southeast part of the park.

TOTAL PROJECT BUDGET BY FUND SOURCE AND PURPOSE:

THIS PROJECT NEEDS ASSISTANCE FROM:

Purpose	Fnd 51			Total	Bldg Maint	
Design	800,000			800,000	IT	
ROW	0			0	Pub Wks	
Utilities	0			0	Utilities	
Const.	9,200,000			9,200,000	Parks	
Materials	0			0	Other	
Total	10,000,000	0	0	10,000,000		
Reimbursable Account?	no					

Last Update 2/3/20

CITY OF NORMAN

PROJECT TITLE:	Neighborhood Park Improvements	PROJECT TYPE:	Parks & Recreation	Improvmt.
PROJ. CATEGORY:	Parks & Recreation	PROJECT NUMBER:	NFP101	
DEPARTMENT:	Parks & Recreation	ACCOUNT NUMBER:	051-9830-452	
MANAGER:	Mitch Miles	BEGIN & END DATES:	7/1/16	to 6/30/26
WARD(s):	All	LIFE EXPECTANCY:	30 Years	

DETAILED PROJECT DESCRIPTION:

This project is designated to make improvements to all the neighborhood parks in the City of Norman. The level of improvement needed at each park varies from site to site; however, there is work to do at each park. Staff will prioritize and execute a plan for each park, in a way that maximizes our bidding prices each year to get the best value for similar improvement that may occur in the various parks. We will use the 2009 Parks and Recreation Master Plan as a guiding document for these improvements with input from the neighborhoods served by each each park site

EXPENDITURE SCHEDULE through CITY Accounts by FY

Account Number	Cost Element	TOTAL ALL FISCAL YRS	Actual Prior Years	Budget FYE 2020	FYE 2021	FYE 2022	FYE 2023	FYE 2024	FYE 2025	Beyond 5 Years
6201	Design	0								
6001	ROW	3,722	3,722							
6701	Utilities	0								
051-9830-452-6101	Const	6,246,278	996,278	500,000	500,000	500,000	500,000	500,000	500,000	2,250,000
6301	Matls	0								
		0								
	Total	6,250,000	1,000,000	500,000	500,000	500,000	500,000	500,000	500,000	2,250,000

OPERATING IMPACT: slight Genl Fnd ongoing maintenance, utilities, computer services

STATUS & COMMENTS:

The first parks to be renovated were Oakhurst, Sonoma Park and Prairie Creek Park. While these all received complete renovations, we also made improvements to the playground safety surfacing, park furnishings and practice sports facilities at parks throughout the city each fiscal year. These are Pay-Go projects that only allow us to do projects as funds are collected into the account; however we utilize Park Land Development Funds (Fund 52) at each site as needed to maximize our major renovations at each park. The parks receiving renovation in FYE2020 included Rotary, Earl Sneed and High Meadows Parks, with continued small projects at other parks to improve the park shelters, landscapes and amenities as-allowed by the annual funding.

TOTAL PROJECT BUDGET BY FUND SOURCE AND PURPOSE:

THIS PROJECT NEEDS ASSISTANCE FROM:

Purpose	Fnd 51			T total	Bldg Maint	
Design	0			0	IT	
ROW	3,722			3,722	Pub Wks	
Utilities	0			0	Utilities	
Const.	6,246,278			6,246,278	Parks	
Materials	0			0	Other	
Total	6,250,000	0	0	6,250,000		
Reimbursable Account?	no					

Last Update 2/3/20

CITY OF NORMAN

PROJECT TITLE:	New Neighborhood Park Development	PROJECT TYPE:	Parks & Recreation	Improvmt.
PROJ. CATEGORY:	Parks & Recreation	PROJECT NUMBER:	NFB104	
DEPARTMENT:	Parks & Recreation	ACCOUNT NUMBER:	051-9830-452	
MANAGER:	James Briggs	BEGIN & END DATES:	7/1/17	to 6/30/21
WARD(s):	All	LIFE EXPECTANCY:	50 Years	

DETAILED PROJECT DESCRIPTION:

This project is for the development of new neighborhood parks in several developing areas of town. The city has been acquiring these properties as the neighborhoods develop, as required by the Park Land Dedication Ordinance. Utilizing the Norman Forward funding, we will be able to supplement Park Development Fees in order to build new parks similar to the one built in 2014 at Monroe Park. Specifically, these funds will be used to help build new neighborhood parks in the Cedar Lane, Southlake/St. James, Summit Valley/Bellatona, Redlands and Links additions.

EXPENDITURE SCHEDULE through CITY Accounts by FY

Account Number	Cost Element	TOTAL ALL FISCAL YRS	Actual Prior Years	Budget FYE 2020	FYE 2021	FYE 2022	FYE 2023	FYE 2024	FYE 2025	Beyond 5 Years
6201	Design	0								
6001	ROW	0								
6701	Utilities	0								
6101	Const	1,900,000	900,000	300,000	700,000					
6301	Matls	0								
		0								
	Total	1,900,000	900,000	300,000	700,000	0	0	0	0	0

OPERATING IMPACT: slight Genl Fnd ongoing maintenance, utilities, computer services

STATUS & COMMENTS:

These are Pay-Go projects, which can only proceed as funds are collected into their accounts. Funding for FYE2019 is being utilized to develop the new Cedar Lane/Monterey neighborhood park (named Songbird Park). Project completion is anticipated in early 2020. FYE2020 are being used to next develop the Southlake/St. James neighborhood park site. FYE2021 funds will be used for the park land reserved in the Summit Valley/Bellatona additions. Each project will also utilize Park Land Development Funds (Fund 52) which have been collected in those neighborhoods as they have developed over the years, in order to maximize the initial development at each site.

TOTAL PROJECT BUDGET BY FUND SOURCE AND PURPOSE:

THIS PROJECT NEEDS ASSISTANCE FROM:

Purpose	Fnd 51		Total	Bldg Maint	
Design	0		0	IT	
ROW	0		0	Pub Wks	
Utilities	0		0	Utilities	
Const.	1,900,000		1,900,000	Parks	
Materials	0		0	Other	
Total	1,900,000	0	1,900,000		

Reimbursable Account? no Last Update 2/3/20

CITY OF NORMAN

PROJECT TITLE:	New Senior Citizens Center	PROJECT TYPE:	Parks & Recreation	Improvmt.
PROJ. CATEGORY:	Parks & Recreation	PROJECT NUMBER:	NFP108	
DEPARTMENT:	Parks and Recreation	ACCOUNT NUMBER:	051-9365-419	
MANAGER:		BEGIN & END DATES:	7/1/16	to 6/30/19
WARD(s):	4	LIFE EXPECTANCY:	50 Years	

DETAILED PROJECT DESCRIPTION:

This project is for the development of a new Senior Citizens Center. Project Manager, budget and project location TBD.

EXPENDITURE SCHEDULE through CITY Accounts by FY

Account Number	Cost Element	TOTAL ALL FISCAL YRS	Actual Prior Years	Budget FYE 2020	FYE 2021	FYE 2022	FYE 2023	FYE 2024	FYE 2025	Beyond 5 Years
6201	Design	760,000		760,000						
6101	Const	6,840,000			3,420,000	3,420,000				
		0								
		0								
		0								
		0								
	Total	7,600,000	0	760,000	3,420,000	3,420,000	0	0	0	0

OPERATING IMPACT: negligible Genl Fnd

STATUS & COMMENTS:

TOTAL PROJECT BUDGET BY FUND SOURCE AND PURPOSE:

Purpose	Fnd 51	Total
Design	760,000	760,000
ROW		0
Utilities		0
Const.	6,840,000	6,840,000
Materials		0
Total	7,600,000	7,600,000

THIS PROJECT NEEDS ASSISTANCE FROM:

Bldg Maint	no
IT	no
Pub Wks	yes
Utilities	yes
Parks	yes
Other	no

Reimbursable Account? no

Last Update 2/3/20

CITY OF NORMAN

PROJECT TITLE:	New Trail Development Throughout Town	PROJECT TYPE:	Parks & Recreation	Improvmt.
PROJ. CATEGORY:	Parks & Recreation	PROJECT NUMBER:	NFP107	
DEPARTMENT:	Parks & Recreation	ACCOUNT NUMBER:	051-9097-452	
MANAGER:	Mitch Miles	BEGIN & END DATES:	7/1/19	to 6/30/25
WARD(s):	All	LIFE EXPECTANCY:	50 Years	

DETAILED PROJECT DESCRIPTION:

This project is for the construction of several sections of the Legacy Trail multi-modal path in the central and north parts of town. In particular, we plan to design and build the trail section that will connect from Ruby Grant Park to the east--across Interstate-35 and then along the Little River corridor across Flood Street and over to the Stubbeman Avenue area, where it will link back up to the existing Robinson Street trail section. This loop will include several neighborhood trail connections, which are being built by those currently developing the Little River Trails, Trailwoods and Greenleaf Trails housing additions. Those trail sections were included in the final plats of those neighborhoods in anticipation of the connection to a city-wide trail in the future.

We will also use this project to construct a segment of the Legacy Trail system along the west side of Flood Street, north of Robinson street up to Tecumseh Road, in order to provide a safer off-street multi-modal path for pedestrians and bicyclists in this part of town.

EXPENDITURE SCHEDULE through CITY Accounts by FY

Account Number	Cost Element	TOTAL ALL FISCAL YRS	Actual Prior Years	Budget FYE 2020	FYE 2021	FYE 2022	FYE 2023	FYE 2024	FYE 2025	Beyond 5 Years
6201	Design	500,000		500,000						
6001	ROW	1,000,000			500,000	500,000				
6701	Utilities	0								
6101	Const	7,500,000		1,500,000	2,000,000	1,500,000	1,500,000			1,000,000
6301	Matls	0								
		0								
	Total	9,000,000	0	2,000,000	2,500,000	2,000,000	1,500,000	0	0	1,000,000

OPERATING IMPACT: slight Genl Fnd ongoing maintenance, utilities, computer services

STATUS & COMMENTS:

FYE2020 funds will be partially utilized to fund the conversion of the remaining asphalt sections of the trail on the north side of Robinson Street (from Flood Street west to 24th Avenue NW) to concrete. That work will be done as part of the water line replacement project in this area by the Utilities Division of the City. They will make the upgrade of the trail from asphalt to concrete part of their bid package for the project, and cost-share the difference in the construction cost between asphalt and concrete with the Parks and Recreation Department, as a way for the city to get the best pricing for the work to benefit both projects. Also, the Public Works Department is applying for funds to construct the multi-modal path on the west side of north Flood Street (Highway 77) from Robinson Street to Tecumseh Road; as well as the connection from Flood to 24th Avenue along Tecumseh Road. This work by Public Works will fulfill that part of the NORMAN FORWARD trails project budget that was planned for that route, and allow those funds to be used to help cover the cost to re-construct the Robinson Street path in concrete, instead of replacing it with asphalt, during the Utilities Division's water line replacement project.

THIS PROJECT NEEDS ASSISTANCE FROM:

Purpose	Fnd 51		Total	
Design	500,000		500,000	Bldg Maint
ROW	1,000,000		1,000,000	IT
Utilities	0		0	Pub Wks
Const.	7,500,000		7,500,000	Utilities
Materials	0		0	Parks
				Other
Total	9,000,000	0	9,000,000	

Reimbursable Account? no

Last Update 2/3/20

CITY OF NORMAN

PROJECT TITLE:	Public Art Projects	PROJECT TYPE:	Parks & Recreation	Improvrt.
PROJ. CATEGORY:		PROJECT NUMBER:	NFP100	
DEPARTMENT:	Parks & Recreation	ACCOUNT NUMBER:	051-9500-452	
MANAGER:	Jud Foster	BEGIN & END DATES:	7/1/17	to 6/30/26
WARD(s):	All	LIFE EXPECTANCY:	100 Years	

DETAILED PROJECT DESCRIPTION:

With the adoption of Norman Forward, the City committed to expend an amount not to exceed 1% of the aggregate construction costs of major facilities and community parks improvements costs on public art at those facilities and parks.

EXPENDITURE SCHEDULE through CITY Accounts by FY

Account Number	Cost Element	TOTAL ALL FISCAL YRS	Actual Prior Years	Budget FYE 2019	FYE 2020	FYE 2021	FYE 2022	FYE 2023	FYE 2024	Beyond 5 Years
6201	Design	0	0							
6001	ROW	0								
6701	Utilities	0								
6101	Const	1,200,000	435,000	15,000						750,000
6301	Matls	0								
		0								
	Total	1,200,000	435,000	15,000	0	0	0	0	0	750,000

OPERATING IMPACT: slight Genl Fnd ongoing maintenance, utilities, computer services

STATUS & COMMENTS:

Contract K-1516-132 establishes the Norman Arts Council as administrator of the implementation of public art associated with Norman Forward.

TOTAL PROJECT BUDGET BY FUND SOURCE AND PURPOSE:

THIS PROJECT NEEDS ASSISTANCE FROM:

Purpose	Fnd 51			Total	Bldg Maint	
Design	0			0	IT	
ROW	0			0	Pub Wks	
Utilities	0			0	Utilities	
Const.	1,200,000			1,200,000	Parks	
Materials	0			0	Other	
Total	1,200,000	0	0	1,200,000		
Reimbursable Account?	no					

Last Update 2/3/20

CITY OF NORMAN

PROJECT TITLE:	Ruby Grant Park Development	PROJECT TYPE:	Parks & Recreation	Improvmt.
PROJ. CATEGORY:	Parks & Recreation	PROJECT NUMBER:	NFB105	
DEPARTMENT:	Parks & Recreation	ACCOUNT NUMBER:	051-9322-452	
MANAGER:	Jud Foster	BEGIN & END DATES:	7/1/16	to 6/30/22
WARD(s):	8	LIFE EXPECTANCY:	50 Years	

DETAILED PROJECT DESCRIPTION:

This project is for the initial development of the Ruby Grant Community Park site--a 153-acre park located at I-35 and Franklin Road. The City acquired this land in the early 2000's, and developed a Master Plan based on extensive community input shortly after its purchase. Now a part of the Norman Forward package, we have hired a firm to produce construction drawings which were used to acquire construction bids for the first set of improvements at the park. Included in this is the construction of the major infrastructure components for the park (utilities, roads, parking) as well as walking and running trails, practice sports areas, an inclusive children's play area, a disc golf course, a dog park, pedestrian lighting and improved park signage and fencing

EXPENDITURE SCHEDULE through CITY Accounts by FY

Account Number	Cost Element	TOTAL ALL FISCAL YRS	Actual Prior Years	Budget FYE 2020	FYE 2021	FYE 2022	FYE 2023	FYE 2024	FYE 2025	Beyond 5 Years
6201	Design	450,000		450,000						
6001	ROW	0								
6701	Utilities	0								
6101	Const	6,800,000		2,000,000	2,800,000	2,000,000				
6301	Matls	0								
		0								
	Total	7,250,000	0	2,450,000	2,800,000	2,000,000	0	0	0	0

OPERATING IMPACT: slight Genl Fnd ongoing maintenance, utilities, computer services

STATUS & COMMENTS:

Construction Documents were finalized during FYE2019; and the City proceeded with hiring a Construction Manager at Risk for the project and bidding the initial construction of the park (Crossland Construction). Extensive public input was sought for the inclusive playground at Ruby Grant; and a community fund-raising effort is being led by the playground vendor to maximize the design and construction of this first-of-its-kind feature for Norman Parks and Recreation.

TOTAL PROJECT BUDGET BY FUND SOURCE AND PURPOSE:

THIS PROJECT NEEDS ASSISTANCE FROM:

Purpose	Fnd 51		Total	Bldg Maint	
Design	450,000		450,000	IT	
ROW	0		0	Pub Wks	
Utilities	0		0	Utilities	
Const.	6,800,000		6,800,000	Parks	
Materials	0		0	Other	
Total	7,250,000	0	7,250,000		
Reimbursable Account?	no				

Last Update 2/3/20

CITY OF NORMAN

PROJECT TITLE:	Saxon Park Development	PROJECT TYPE:	Parks & Recreation	Improv.
PROJ. CATEGORY:	Parks & Recreation	PROJECT NUMBER:	NFP106	
DEPARTMENT:	Parks & Recreation	ACCOUNT NUMBER:	051-9674-452	
MANAGER:	James Briggs	BEGIN & END DATES:	7/1/19	to 6/30/21
WARD(s):	5	LIFE EXPECTANCY:	50 Years	

DETAILED PROJECT DESCRIPTION:

This project is for the continued development of John Saxon Jr. Memorial Community Park in Southeast Norman. Over the past 5 years, the City was able to secure 80% funding for the initial development of parking and trail facilities (cross-country and fitness/walking trails) from the state of Oklahoma Recreational Trails Grant program. The remaining projects at the park include construction of children's play areas, restroom facilities, completion of the park road to connect to John Saxon Boulevard west of the park, construction of a recreation/irrigation lake, tournament and picnic pavilions, improved perimeter fencing, and other site amenities as shown on the park's Master Plan.

EXPENDITURE SCHEDULE through CITY Accounts by FY

Account Number	Cost Element	TOTAL ALL FISCAL YRS	Actual Prior Years	Budget FYE 2020	FYE 2021	FYE 2022	FYE 2023	FYE 2024	FYE 2025	Beyond 5 Years
6201	Design	100,000	100,000							
6001	Const	2,500,000	800,000	500,000	600,000	600,000				
6701	Utilities	0								
6101	Const	0								
6301	Matls	0								
		0								
	Total	2,600,000	900,000	500,000	600,000	600,000	0	0	0	0

OPERATING IMPACT: slight Genl Fnd ongoing maintenance, utilities, computer services

STATUS & COMMENTS:

TOTAL PROJECT BUDGET BY FUND SOURCE AND PURPOSE:

THIS PROJECT NEEDS ASSISTANCE FROM:

Purpose	Fnd 51			Total	Bldg Maint	
Design	100,000			100,000	IT	
ROW	2,500,000			2,500,000	Pub Wks	
Utilities	0			0	Utilities	
Const.	0			0	Parks	
Materials	0			0	Other	
Total	2,600,000	0	0	2,600,000		
Reimbursable Account?	no					

Last Update 2/3/20

ANNUAL BUDGET

CAPITAL IMPROVEMENTS PLAN

PARK LAND AND DEVELOPMENT FUND - 52

ASSUMPTIONS

3. Beginning November 1, 1994, the City of Norman began collecting fees with every new residential construction permit. Revenues are earmarked for capital improvements to neighborhood and community parks. The total fee per dwelling unit includes a \$75 community park fee and a \$75 neighborhood park fee. Exceptions to the neighborhood fee are made for residences served by private neighborhood parks or on rural land not within 1 mile of an existing neighborhood park.
4. The funds specifically designated for community public parks improvements can only be spent in Griffin Community Park, Reaves Community Park, Andrews Community Park, Sutton Urban Wilderness Area, John Saxon Park and Ruby Grant Park.
5. The funds specifically designated for neighborhood parks, paid with the building permit for any new dwelling, may be spent to improve the neighborhood public park serving that dwelling, or a nearby park.
6. Neighborhood park improvements will be scheduled when the Parks Board and City Council determine that there have been sufficient residential units constructed to warrant a capital project and sufficient fees have been collected to construct the project. This information changes daily and is maintained by the Parks Department.
7. No new project funding is proposed in FYE21.

Park Land and Development Fund Summary

Fund 52

	FYE 19 ACTUAL	FYE 20 BUDGET	FYE 20 ESTIMATED	FYE 21 PROJECTED	FYE 22 PROJECTED	FYE 23 PROJECTED	FYE 24 PROJECTED	FYE 25 PROJECTED
1 Beginning Fund Balance	\$ 891,705	\$ 866,320	\$ 951,962	\$ 932,397	\$ 1,027,397	\$ 1,122,397	\$ 1,217,397	\$ 1,312,397
2								
3 Revenues								
4 Interest/Investment Income	\$ 27,644	\$ 10,000	\$ 10,000	\$ 10,000	\$ 10,000	\$ 10,000	\$ 10,000	\$ 10,000
5 Community Park Fees	29,100	50,000	50,000	50,000	50,000	50,000	50,000	50,000
6 Neighborhood Park Fees	16,725	35,000	35,000	35,000	35,000	35,000	35,000	35,000
7 In-Lieu of/Other	-	-	-	-	-	-	-	-
8 IF Transfer - Capital	-	-	-	-	-	-	-	-
9								
10 Total Revenue	\$ 73,469	\$ 95,000	\$ 95,000	\$ 95,000	\$ 95,000	\$ 95,000	\$ 95,000	\$ 95,000
11								
12 Expenditures								
13 Community Park Projects	\$ -	\$ -	\$ 46,056	\$ -	\$ -	\$ -	\$ -	\$ -
14 Neighborhood Park Projects	2,518	-	68,509	-	-	-	-	-
15 Parkland acquisition	-	-	-	-	-	-	-	-
16 IF Transf - Room Tax	-	-	-	-	-	-	-	-
17 IF Transf - Capital	-	-	-	-	-	-	-	-
18 IF Transf - GF	-	-	-	-	-	-	-	-
19 Services & maintenance	-	-	-	-	-	-	-	-
20 Audit Accruals/Adjustments	10,694	-	-	-	-	-	-	-
21								
22 Total Expenditures	\$ 13,212	\$ -	\$ 114,565	\$ -	\$ -	\$ -	\$ -	\$ -
23								
24 Net Difference	\$ 60,257	\$ 95,000	\$ (19,565)	\$ 95,000	\$ 95,000	\$ 95,000	\$ 95,000	\$ 95,000
25								
26 Ending Fund Balance	\$ 951,962	\$ 961,320	\$ 932,397	\$ 1,027,397	\$ 1,122,397	\$ 1,217,397	\$ 1,312,397	\$ 1,407,397
27								
28 Reserves								
29 Reserve for Community Parks	\$ 209,245	\$ 168,017	\$ 213,189	\$ 263,189	\$ 313,189	\$ 363,189	\$ 413,189	\$ 463,189
30 Reserve for Neighborhood Parks	1,363,298	1,410,834	1,329,789	1,364,789	1,399,789	1,434,789	1,469,789	1,504,789
31 Reserve for Park Land	(620,581)	(617,531)	(610,581)	(600,581)	(590,581)	(580,581)	(570,581)	(560,581)
32								
33 Total Reserves	\$ 951,962	\$ 961,320	\$ 932,397	\$ 1,027,397	\$ 1,122,397	\$ 1,217,397	\$ 1,312,397	\$ 1,407,397

Park Land and Development Fund Project Table

Fund 52

Pg #	Acct No	Project Number	Project Name	FYE 2020 Budget	FYE 2021	FYE 2022	FYE 2023	FYE 2024	FYE 2025	BEYOND 5 YEARS
				EXPENDITURES						
				COMMUNITY PARKS						
	052-9441-452	PC0020	Legacy Park Audio Equipment	50,000						0
	052-9441-452	PC0018	Sports Complex Bleachers	6,474						0
	052-9205-452	PC0013	Volleyball Court Improvements Reaves	12,035						0
Subtotal Community Parks				68,509						0
				NEIGHBORHOOD PARKS						
	052-9609-452	PR0155	Brookhaven Park Improvements	6,431						0
	052-7042-452	PR0129	The Links Park Improvements	25,000						0
	52793067	PR0171	Summit Lakes Park Improvements	14,625						0
Subtotal Neighborhood Parks				46,056						0
TOTAL PARK DEVELOPMENT FUND 52 PROJECTS				\$114,565						\$0

* closed

- means unused funds to be returned to fund balance at end of fiscal year.

CAPITAL IMPROVEMENTS PLAN

UNIVERSITY NORTH PARK TIF FUND - 57

ASSUMPTIONS

1. As authorized in the Oklahoma Constitution, Article 10, Section 6C and in the Local Development Act, 62 O.S. §850 et seq., and in order to facilitate development and improvements in the University North Park District, the University North Park Tax Increment Finance District was created.
2. Projects were identified and approved by City Council in accordance with the provisions of the Local Development Act.
3. The Tax Increment Finance District was created to facilitate development and improvements in an area where such improvement would not have otherwise occurred.
8. The University North Park Area includes land adjacent to 24th Avenue NW, between Robinson Street and Tecumseh Road.
9. No new projects are scheduled for FYE 21.

University North Park TIF Fund Summary

Fund 57

	FYE 19 ACTUAL	FYE 20 BUDGET	FYE 20 ESTIMATED	FYE 21 PROJECTED	FYE 22 PROJECTED	FYE 23 PROJECTED	FYE 24 PROJECTED	FYE 25 PROJECTED
1 Beginning Fund Balance	\$ 20,194,107	\$ 10,832,329	\$ 13,993,421	\$ 11,164,331	\$ 11,238,576	\$ 11,309,589	\$ 11,376,243	\$ 11,438,411
2								
3 Revenues								
4 Sales Tax	\$ 2,848,832	\$ -	\$ -	\$ -	\$ -	\$ -	\$ -	\$ -
5 Sales Tax - Economic Dev	589,766	-	-	-	-	-	-	-
6 Interest Income	187,599	140,000	140,000	48,000	24,000	24,000	24,000	24,000
7 Property Tax	1,684,755	2,000,000	2,000,000	-	-	-	-	-
8 Bond Proceeds	-	-	-	-	-	-	-	-
9 Loan Proceeds	-	-	-	-	-	-	-	-
10 Misc Income	33,056	-	-	-	-	-	-	-
11 BID Assessment Receipts	91,944	150,000	150,000	175,000	200,000	200,000	200,000	200,000
12								
13 Subtotal	\$ 5,415,952	\$ 2,290,000	\$ 2,290,000	\$ 223,000	\$ 224,000	\$ 224,000	\$ 224,000	\$ 224,000
14								
15 IF Transf - Capital	\$ -	\$ -	\$ -	\$ -	\$ -	\$ -	\$ -	\$ -
16 IF Transf - Debt Service	-	-	-	-	-	-	-	-
17								
18 Total Revenue	\$ 5,415,952	\$ 2,290,000	\$ 2,290,000	\$ 223,000	\$ 224,000	\$ 224,000	\$ 224,000	\$ 224,000
19								
20 Expenditures								
21 Services /Maintenance	\$ 8,774	\$ 11,371	\$ -	\$ 11,485	\$ 11,600	\$ 11,716	\$ 11,833	\$ 11,951
22 Administration	252,583	-	-	-	-	-	-	-
23 BID Expenses	119,954	116,985	321,546	137,270	141,388	145,630	149,999	154,499
24 Capital Equipment	-	-	-	-	-	-	-	-
25 Capital Projects	141,076	1,100,000	4,797,544	-	-	-	-	-
26 Debt Service	11,133,645	-	-	-	-	-	-	-
27 Audit adjustments	(39,394)	-	-	-	-	-	-	-
28 IF Transf - General Fund	-	-	-	-	-	-	-	-
29 IF Transf - Capital Fund	-	-	-	-	-	-	-	-
30								
31 Total Expenditures	\$ 11,616,638	\$ 1,228,356	\$ 5,119,090	\$ 148,755	\$ 152,988	\$ 157,346	\$ 161,832	\$ 166,450
32								
33 Net Difference	\$ (6,200,686)	\$ 1,061,644	\$ (2,829,090)	\$ 74,245	\$ 71,012	\$ 66,654	\$ 62,168	\$ 57,550
34								
35 Ending Fund Balance	\$ 13,993,421	\$ 11,893,973	\$ 11,164,331	\$ 11,238,576	\$ 11,309,589	\$ 11,376,243	\$ 11,438,411	\$ 11,495,961
36								
37 Reserves								
38 Reserved for BID	\$ 501,194	\$ 712,318	\$ 379,648	\$ 442,378	\$ 500,990	\$ 555,360	\$ 605,361	\$ 650,862
39 Available for Debt Repayment	-	-	-	-	-	-	-	-
40 Unreserved	13,492,227	11,181,655	10,784,683	10,796,198	10,808,599	10,820,883	10,833,050	10,845,099
41								
42 Total Reserves	\$ 13,993,421	\$ 11,893,973	\$ 11,164,331	\$ 11,238,576	\$ 11,309,589	\$ 11,376,243	\$ 11,438,411	\$ 11,495,961
43								
44 Outstanding Debt		\$ -	\$ -	\$ -	\$ -	\$ -	\$ -	\$ -

University North Park TIF Fund Project Table

Fund 57

Pg #	Acct No	Project Number	Project Name	FYE 2020 Budget	FYE 2021	FYE 2022	FYE 2023	FYE 2024	FYE 2025	BEYOND 5 YEARS
EXPENDITURES										
		057-9403-431	UT0012 24th & Radius Intersection	3,075						0
231		057-9552-431	UT0015 24th & Flood at Tecumseh Intersection	2,532,259						0
		057-9510-431	UT Cultural Facilities & Other Infrastructure	0						8,750,000
		057-9510-431	UT0008 Economic Development	664,443						4,066,814
		057-9510-431	UT Lifestyle Center	0						8,250,000
		057-9510-431	UT0098 UNP Legacy Park and Trail	2,849						0
		057-9388-419	UT0014 UNP Master Land Use Plan	0						0
		057-9552-431	UT0011 Robinson Street West of I-35 (MATCH Fund 50)	1,405,525						0
		057-	UT Legacy Park Enhanced Landscaping	0						750,000
		057-510-431	UT0016 Legacy Park Parking Lot	189,393						0
		057-	UT Legacy Park Enhanced Landscaping	0						1,308,444
		057-9510-431	UT0013 UNP TIF Entrance Signs (BID)	0						0
TOTAL UNIVERSITY NORTH PARK TIF FUND 57 PROJECTS				\$4,797,544	\$0	\$0	\$0	\$0	\$0	\$23,125,258

* closed

- means unused funds to be returned to fund balance at end of fiscal year.

CAPITAL IMPROVEMENTS PLAN

ARTERIAL ROAD RECOUPMENT FUND - 78

ASSUMPTIONS

1. In FYE97, Council set aside public **Funds** for construction of **Arterial Roads** in advance of private development and **Recoup** the developers' required contributions later. The intent is to avoid dangerous driving conditions due to varied pavement widths. Varied pavement widths (gap paving) result when non-contiguous segments of road are widened according to the different schedules of individual private land development adjacent to the same arterial road. The ARR Fund allows the City of Norman to finance widening of arterials in longer segments at the same time, and recoup the developer's contributions later (right-of-way and construction costs).
2. Per Ordinance O-9697-31, property owners shall repay the City either before development or at the time of land development for all local arterial street construction costs, which they would normally incur under development regulations.
3. Capital Sales Tax revenues, totaling \$2,947,732, were transferred from the Capital Fund (Fund 50) to this fund to create the initial funding, with the intent that future revenues would be received as land would be developed, and thereby there would be a revolving funding source to continue the program. The Capital Fund was repaid \$173,280 in FYE02 and \$27,200 in FYE07.
4. There is no new funding for projects in FYE21. Additional project appropriations will be presented to council for consideration if they are identified.

Arterial Road Recoupment Fund Summary

Fund 78

	FYE 19 ACTUAL	FYE 20 BUDGET	FYE 20 ESTIMATED	FYE 21 PROJECTED	FYE 22 PROJECTED	FYE 23 PROJECTED	FYE 24 PROJECTED	FYE 25 PROJECTED
1 Beginning Fund Balance	\$ 704,779	\$ 704,779	\$ 748,972	\$ 748,972	\$ 748,972	\$ 748,972	\$ 748,972	\$ 748,972
2								
3 Revenues								
4 Reimbursements/Interest	\$ 53,924	\$ -	\$ -	\$ -	\$ -	\$ -	\$ -	\$ -
5 IF Transf - Capital Fund	-	-	-	-	-	-	-	-
6								
7 Total Revenues	\$ 53,924	\$ -	\$ -	\$ -	\$ -	\$ -	\$ -	\$ -
8								
9 Expenditures								
10 Capital Projects	\$ -	\$ -	\$ -	\$ -	\$ -	\$ -	\$ -	\$ -
11 Audit Adjustments	9,731	-	-	-	-	-	-	-
12								
13 Total Expenditures	\$ 9,731	\$ -	\$ -	\$ -	\$ -	\$ -	\$ -	\$ -
14								
15 Net Difference	\$ 44,193	\$ -	\$ -	\$ -	\$ -	\$ -	\$ -	\$ -
16								
17 Ending Fund Balance	\$ 748,972	\$ 704,779	\$ 748,972	\$ 748,972	\$ 748,972	\$ 748,972	\$ 748,972	\$ 748,972

Arterial Road Recoupment Fund Project Table

Fund 78

Pg # Acct No	Project Number Project Name	FYE 2020	FYE 2021	FYE 2022	FYE 2023	FYE 2024	FYE 2025	BEYOND 5 YEARS
EXPENDITURES								
078-9964-431	AR TBD	0	0	0	0	0	0	0
078-9517-431	AR TBD	0	0	0	0	0	0	0
TOTAL ARTERIAL ROAD RECOUPMENT FUND 78 PROJECTS		\$0	\$0	\$0	\$0	\$0	\$0	\$0

* closed

- means unused funds to be returned to fund balance at end of fiscal year.

APPENDIX

Maps

Figure 1 – Wards

Figure 2 – Street Maintenance & Transportation Projects

Figure 3 – Utility Projects

Figure 4 – Other Projects

Figure 5 – General Obligation Bond Projects (August 2012 Election)

Figure 6 – General Obligation Bond Projects (April 2016 Election)

Unprogrammed Capital Projects

- I. Buildings and Grounds
- II. Preventive Maintenance of Existing Facilities
- III. Communications Systems
- IV. Parks and Recreation
- V. Sanitary Sewer
- VI. Stormwater Drainage
- VII. Transportation – Signals and Intersections
- VIII. Transportation – Paths, Sidewalks, Trails
- IX. Transportation – Streets & Bridges
- X. Water System Improvements
- XI. Water Lines – Miscellaneous Maintenance

Glossary of Terms and Acronyms

Figure 1 – Ward Map

Figure 2 – Street Maintenance & Transportation Projects

Figure 3 – Utility Projects

Figure 4 – Other Capital Projects

Figure 5 – 2012 General Obligation Bond Projects

Figure 6 – 2016 General Obligation Bond Projects

Figure 7 – 2019 General Obligation Bond Projects

Unprogrammed Capital Improvements

<u>Unprogrammed Projects</u>			FYE 2021	FYE 2022	FYE 2023	FYE 2024	FYE 2025	BEYOND
<u>Department</u>	<u>Category</u>	<u>Project Name</u>	<u>NEW</u>	<u>NEW</u>	<u>NEW</u>	<u>NEW</u>	<u>NEW</u>	<u>5 YEARS</u>
Fire	B&G	Fire Station 1 Back Driveway Replacement	30,000	0	0	0	0	-
Fire	B&G	Fire Station 1 Sewer	30,000	0	0	0	0	-
Fire	B&G	Fire Station #2 Remodel and Rehab	39,982	0	0	0	0	-
Fire	B&G	Fire Station #7 Recirculation Fans - Truck Room	1,800	0	0	0	0	-
Fire	B&G	Fire Station # 7 Captain's Bathroom	2,700	0	0	0	0	-
Fire	B&G	Fire Station # 10 Eastside - New	5,275,000	0	0	0	0	-
Fire	B&G	Fire Station # 11 Eastside - New	0	0	0	5,650,000	0	-
Fire	B&G	Fire Station # 12 Eastside - New	0	0	0	0	600,000	6,025,000
Public Works	B&G	North Base Unleaded & Diesel Fueling Facility	0	1,337,025	0	0	0	-
Public Works	Strm/Wtr	Flood Warning System	225,000	55,000	55,000	55,000	55,000	ongoing
Public Works	Sig/Inter	12th Ave. SE and Alameda ST. Intersection Study	50,000	0	0	0	0	-
Public Works	Sig/Inter	Alameda-Crawford-Apache Intersection Study	50,000	0	0	0	0	-
Public Works	Sig/Inter	Boyd and Classen Intersection Study	50,000	0	0	0	0	-
Public Works	Parking	Gray Street Parking Lot	350,000	0	0	0	0	-
Public Works	Sidewlk	White Street Pedestrian Improvements	0	0	0	0	0	-
Public Works	St/Brdge	Bridge Replacement Program	0	500,000	500,000	500,000	0	-
Public Works	St/Brdge	N. Porter Ave.- Little River	1,371,666	0	0	0	0	-
Public Works	St/Brdge	Widening and Reconstruction	0	0	0	0	630,000	1,266,400
Public Works	Parking	Parking Improvements	350,000	0	0	0	0	-
Public Works	Sig/Inter	Intersection Improvements	50,000	0	0	0	0	-
Public Works	St/Brdge	Franklin Rd. - Little River	982,126	0	0	0	0	-
Public Works	St/Brdge	E Robinson St. - Unamed Creek	1,360,297	0	0	0	0	-
Public Works	Sig/Inter	60th Ave NE- Rock Creek Rd	881,978	0	0	0	0	-
Public Works	St/Brdge	Creekside Dr- Unamed Creek	1,009,327	0	0	0	0	-
Public Works	Sig/Inter	36th Avenue NW & Tecumseh Road	0	100,000	0	0	0	-
Parks	P&R	Westwood Swim Complex Flow Rider Addition	1,400,000	0	0	0	0	-
Parks	P&R	Recreation Center Signage & Interior upgrades (12tl)	60,000	25,000	50,000	0	0	-
Parks	P&R	Senior Citizens Center Exterior Tuck point and pair	46,000	0	0	0	0	-
Police	B&G	MAH Fiber Line Connection	65,000	0	0	0	0	-
Police	B&G	NIC Asphalt Pavement Repair	200,000	0	0	0	0	-
Police	B&G	PD Exterior Security Improvements	225,000	0	0	0	0	-
Police	B&G	Equipment Storage Building	30,000	0	0	0	0	-
			14,054,876	2,042,025	555,000	6,205,000	1,285,000	

<u>VI. STORMWATER DRAINAGE</u>		
12 th Ave NW Drainage Improvements	\$	836,000
Eisenhower Street Drainage, new construction	\$	130,000
Erosion and Storm Water Pollution Abatement	\$	50,000
Flood Warning System	\$	329,000
Floodway/Floodplain Study for Little River	\$	150,000
High Hazard Dam Maintenance (annual)	\$	20,000
Imhoff Creek Drainage Improvements, new construction	\$	5,683,000
Subtotal Stormwater Drainage	\$	7,198,000

GLOSSARY OF TERMS and ACRONYMS

ACOG – Association of Central Oklahoma Governments.

ADA – American Disabilities Act

AERATION – The addition of air or oxygen to water or wastewater, usually by mechanical means, increases dissolved oxygen levels and maintains aerobic conditions.

ARR – Arterial Road Recoupment.

ASSETS – Resources owned or held by the City, which have monetary value.

BASIN - An area defined by the network of sewer line segments that are tributary to and terminate at a designated and control point.

BIOSOLIDS – Solid organic matter recovered from municipal wastewater treatment that can be beneficially used, especially as a fertilizer. Biosolids are solids that have been stabilized within the treatment process, whereas sludge has not.

BOND - A written promise to pay a sum of money on a specific date and at a specified interest rate. The interest payments and the repayments of the principal are detailed in a bond ordinance. The most common types of bonds are general obligation (GO) and revenue (Water/Sewer) bonds. These are most frequently used for construction of large capital projects, such as buildings and streets.

BUDGET - A plan of financial operation embodying an estimate of proposed means of financing them. The term usually indicates a financial plan for a single fiscal year. The term “budget” is used in two senses in practice. Sometimes it designates the financial plan presented to the City Council for adoption and sometimes it designates the plan finally approved by the body. It is usually necessary to specify whether the budget under consideration is preliminary and tentative or whether the appropriating body has approved it.

BUDGETARY CONTROL - The control or management of the organization in accordance with an approved budget for the purpose of keeping expenditures within the limitations of available appropriations and available resources.

CAPITAL IMPROVEMENT CHARGE (CIC) – A charge placed upon all consumers and users for sewer or water service furnished by the City. The current CIC is \$1.00 per month for a residential customer. City code section 21-107(a)(1) requires the CIC amount to equal 60 percent of the actual monthly sewer charge for commercial and industrial customers. The CIC was implemented on March 24, 1970 as part of Ordinance 2156.

CIP – Capital Improvement Project or Capital Improvements Plan.

CAPITAL OUTLAY - Expenditures that result in the acquisition of or additions to fixed assets.

CAPITAL PROJECT FUNDS – An accounting fund type recommended by the Oklahoma Municipal Budget Act to account for financial resources segregated for the acquisition, construction or other improvement related to Capital Facilities other than those accounted for in Enterprise Funds and Trust Funds.

CLEANOUT - Outside access point on a property owner’s service lateral that allows for cleaning in the event of a blockage.

COLLECTION SYSTEM – In wastewater, a system of conduits, generally underground pipes, that receives and conveys sanitary wastewater and/or stormwater. In water supply, a system of conduits or canals used to capture a water supply and convey it to a common point.

COMCD – Central Oklahoma Master Conservancy District.

CONNECTION FEE – Previously known as the tap fee, was first developed in 1970. A charge for sewer or water connection based upon the size of the service line leading into and to be utilized for the furnishing of water or sewer to any use or structure. Monies received from the Connection charge are evenly divided between the City of Norman’s Water and Wastewater funds. Collected fees are used to fund activities performed in both the water and sewer utility systems.

CORE AREA – The area bounded by Berry Road on the west, Robinson Street on the north, 12th Avenue on the east, and Constitution/Imhoff extended on the south.

COST ALLOCATION - Distribution of costs of centrally provided support services such as management, accounting, purchasing, payroll, information services and legal.

DEBT SERVICE - The City’s obligation to pay the principal and interest of general obligation and revenue bonds according to a predetermined payment schedule.

DISINFECTION – The selective destruction of disease-causing microbes through the application of chemicals or energy.

DIVISION - A sub-section of a Department which carries out a specific line of work assigned to the Department.

EFFLUENT – Partially or completely treated water or wastewater flowing out of a basin or treatment plant.

EID – Environmental Information Document is the document which provides the basic information about a project and its environmental effects.

ENCUMBRANCE - A commitment related to unperformed contracts or goods or services. Encumbrances represent the estimated amount of expenditures ultimately to result if unperformed contracts in process are completed.

ENTERPRISE FUND - A fund established to account for operations that are financed and operated in a manner similar to private business enterprises, where the intent of the governing body is that the costs of providing goods or services to the general public on a continuing basis be financed or recovered primarily through user charges.

EPA – Environmental Protection Agency.

EXCISE TAX - An excise tax is any tax that is not an ad valorem tax and is generally imposed on the performance of an act, engaging in an occupation, or enjoying a privilege. An ad valorem property tax is a tax imposed on the basis of the “value of the article or thing taxed.” An ad valorem tax is usually imposed at recurring intervals on the same piece of property.

EXPENDITURES (EXPENSES) - Decrease in net total assets. Expenses represent the total cost of operations during a period regardless of the timing of related expenditures.

FACE VALUE (PAR, PRINCIPAL) – The full amount of an investment security, usually appearing on the face of the instrument.

FHWA – Federal Highway Administration.

FIDUCIARY FUNDS (TRUST & AGENCY FUNDS) – An accounting fund type recommended by the Oklahoma Municipal Budget Act to account for assets held by the municipality as trustee or agent for individuals, private organizations or other governmental units or purposes.

FISCAL YEAR (FY) - The time period designated by the City signifying the beginning and ending period for recording financial transactions. The City of Norman has a fiscal year of July 1 through June 30.

FIXED ASSETS - Long-lived tangible assets obtained or controlled as a result of past transactions, events or circumstances. Fixed assets include buildings, equipment and improvements other than building and land.

FUND - A fiscal and accounting entity with a self-balancing set of accounts recording cash and other financial resources, together with all related liabilities and residual equities or balances, and changes therein, which are segregated for the purpose of carrying on specific activities or attaining certain objectives in accordance with special regulations, restrictions, or limitations.

FUND BALANCE - Fund Balance is the excess of assets over liabilities.

FUND BALANCE - RESERVED FOR DEBT SERVICE - A portion of fund balance that is legally restricted to the payment of long term debt principal and interest maturing in future years.

GENERAL FUND – An accounting fund type recommended by the Oklahoma Municipal Budget Act to account for all moneys received and disbursed for general governmental purposes.

GENERAL OBLIGATION BONDS (GO or GOB) - Legal debt instruments that finance a variety of public projects such as streets, buildings, and improvements. These bonds are backed by the full faith and credit of the issuing government and are financed through property tax revenues.

HEADWORKS – The initial structure and devices located at the receiving end of a water or wastewater treatment plant.

HVAC – Heating, ventilation and air conditioning.

IAV – Individually assessed vehicle.

IMPACT FEES – Set aside fees collected from developers causing infrastructure adjustments to the community. Monies to be used as the development further impacts the municipality.

I/I - An abbreviation for Infiltration and Inflow into the Sanitary Sewer System.

INFILTRATION - Groundwater that enters into the sanitary sewer through defects in the pipes and manholes such as cracks, separated joints, deteriorated manhole components, building foundation drains, and defective service laterals.

INFLOW - Surface stormwater that enters into the sanitary sewer through direct sources such as vented manhole covers, downspouts, area drains, and uncapped cleanouts.

INFLUENT – Water or wastewater flowing to a basin or treatment plant.

INTERCEPTOR - Sanitary sewer interceptors are those lines that convey sewage from neighborhood to neighborhood in route to the wastewater treatment plant. Pipe diameters are generally larger than lines placed within residential developments.

INTERCEPTOR SEWER - A sewer that receives flow from a number of other sewers or outlets for disposal or conveyance to a treatment plant.

INTERGOVERNMENTAL REVENUE - Grants, entitlements and cost reimbursements from another federal, state or local government.

INTERNAL SERVICE FUND - A fund used to account for the financing of goods or services provided by one department or agency to other departments of a government, on a cost- reimbursement basis.

ISSUER – A political subdivision (city, county, state, authority, etc.) that borrows money through the sale of bonds or notes. The Norman Utilities Authority and the Norman Municipal Authority are issuers of Revenue Bonds.

LAND APPLICATION – The disposal of wastewater or municipal solids onto land under controlled conditions.

LEVY - (Verb) To impose taxes, special assessments or service charges for the support of government activities. (Noun) The total amount of taxes, special assessments or service charges imposed by a government.

LIABILITIES - Debt or other legal obligations arising out of transactions in the past that must be liquidated, renewed, or refunded at some future date. This term does not include encumbrances.

LIFT STATION - A pumping facility that conveys wastewater flow, from an area that would not naturally drain to the wastewater treatment plant, into the gravity sewer system for delivery and treatment.

LINE ITEM BUDGET - A budget prepared along divisional line items focusing on what is to be bought.

MATURITY – The date the principal amount of an investment security becomes due and payable.

NATIONAL POLLUTANT DISCHARGE ELIMINATION SYSTEM (NPDES) – Program in the U.S. to issue, monitor, and enforce pretreatment requirements and discharge permits under the Clean Water Act.

NON-EXCESSIVE I/I - Measured inflow and infiltration within a sanitary sewer system that is considered more expensive to eliminate through rehabilitation than to transport and treat at the Municipality’s wastewater treatment facilities.

ODEQ – Oklahoma Department of Environmental Quality.

OG&E – Oklahoma Gas and Electric Company.

ODOT – Oklahoma Department of Transportation.

OPERATING BUDGET - Plans of current expenditures and the proposed means of financing them. The annual operating budget is the primary means by which most of the financing acquisition, spending, and service delivery activities of the City are controlled. Municipalities are required by State Law to use annual operating budgets.

OSHA – Office of Safety and Health Administration.

OVERFLOW - A condition in which the wastewater flow rate in a sewer system exceeds the capacity of the sewer to the extent that raw wastewater is discharged directly to storm and drainage systems.

PAYBACK ORDINANCE – Ordinance (0-9697-30) allows the City Council to vote funds to pay costs of extending wastewater & water lines from an existing location to, along side or beyond the boundaries of a developer’s new construction.

PAYGO – Cash basis of project funding, as opposed to incurring debt.

PEAK FLOW – Excessive flows experienced during hours of high demand; usually determined to be the highest 2-hour flow expected under any operational conditions.

PROPERTY TAX - Taxes levied on all real and personal property according to the property's valuation and the tax rate, in compliance with State Property Tax Code.

PUBLIC SECTOR - Those facilities operated and maintained by the Municipality.

REAL PROPERTY - Property classified by the State Property Tax Board including residential, single, and multi-family, vacant lots, acreage, farm and ranch improvements, commercial and industrial, and oil, gas, and other mineral reserves.

REFUNDING - A system by which a bond issue is redeemed by a new bond issue under conditions generally more favorable to the issuer (lower interest rate; fewer restrictions, etc.)

REPLACEMENT COSTS - The cost as of a certain date of a property which can render similar service (but which need not be of the same structural form) as the property to be replaced.

RESERVE, DEBT - A portion of fund balance equal to the average annual debt service requirement that has been reserved to provide assurance that resources are available to meet each fiscal year's debt service payment.

RESERVE, CAPITAL - A portion of fund balance equal to the average of the forecasted capital expenditures during the five year forecasted period has been reserved in each fiscal year budget to provide assurance that resources are available to provide for the normal replacement of depreciable assets.

RESERVE, (DEFICIT) - The amount by which fund balance does not meet all reserve requirements.

RESERVE, LEGAL - A portion of fund balance that may not be appropriated for expenditures or is legally segregated for a specific future use.

RESERVE, OPERATING - A portion of fund balance that has been reserved in each fiscal year budget to protect service delivery from unexpected revenue loss or expenditure requirement.

RESERVE, SURPLUS - A portion of fund balance that is not reserved for any specified purpose, and may be appropriated for one-time expenditures as needed.

REVENUE - Increases net total assets from other than expense refunds, capital contributions, and residual equity transfers. Funds received as income.

REVENUE BONDS - Legal debt instruments which finance public projects for such services as water or sewer. Revenues from the public project are pledged to pay principal and interest of the bonds.

ROW – Right of Way.

SLUDGE – Accumulated and concentrated solids generated within the wastewater treatment process that have not undergone a stabilization process.

SPECIAL ASSESSMENT FUNDS – An accounting fund type recommended by the Oklahoma Municipal Budget Act to account for the financing of public improvements or services deemed to benefit properties in a specified area, against which special assessments are levied.

SPECIAL REVENUE FUNDS – An accounting fund type recommended by the Oklahoma Municipal Budget Act to account for the proceeds of specific revenue sources and related expenditures separate and apart from other funds, but for which the specified revenues may be insufficient to meet the related expenditures.

STATEWIDE REVOLVING FUND (SRF) LOANS – Under the SRF program, municipalities can obtain up to 40 percent in matching funds for approved projects, when 60 percent of the construction costs can be obtained by the municipality on the open municipal bond market or from available funds of the municipality.

STP-UZA – Federal Surface Transportation Program (STP) funds sub allocated by formula to urbanized areas (UZA) with a population greater than 200,000. [Statutory Reference: Title 23, United States Code, 133(d)(3) and 133(f)] authorized under the Surface Transportation Act of 1990 as amended.

SUBSIDY – A gift or grant of public moneys to a private individual or corporation or to another governmental jurisdiction, or a gift or grant of moneys from one sub-entity to another within a governmental jurisdiction.

SURCHARGE - A condition in which the wastewater flow rate in a sewer system exceeds the capacity of the sewer lines to the extent that raw sewage begins to rise within manholes. A sewer surcharge is experienced in advance of a Backup and Overflow.

TARGET AREA - Area selected for further study under the sewer system evaluation survey (SSES).

TAXES - Compulsory charges levied by a government for the purpose of financing services performed for the common benefit.

TIP – Transportation Improvement Program is a three-year, prioritized listing of transportation needs in the TMA. The TIP is administered by ACOG, ODOT and FHWA.

TMA – Transportation Management Area is that area where ACOG plans for transportation needs.

TMDL – Total Maximum Daily Load is the amount of pollutants, from natural and man-made sources, which can be discharged to a specific body of water without causing harm to the water’s quality or aquatic life. Any pollutant loading above the TMDL results in violation of applicable water quality standards.

WASTEWATER TREATMENT PLANT INVESTMENT FEE (WWTPIF) – A source of revenue for debt service and other capital and operational expenses of the Wastewater Treatment Plant improvements. The WWTPIF is the Norman Wastewater Utility’s version of an impact fee that was authorized by Ordinance 9697-2 on July 23, 1996. The WWTPIF is a one-time charge paid at the time new homes or businesses are permitted for connection to the sewerage system.

WPA – Works Progress Administration.

WW – Wastewater.