


City of Norman



Monthly Departmental Report

September 2015

MONTHLY PROGRESS

TABLE OF CONTENTS
MONTHLY PROGRESS REPORTS

City Clerk	1
Facility Maintenance	1A
City Manager	2
CIP Financial Status	2A
Community Relations	2B
Development Coordinator	2C
Finance	3
Accounting	3A
City Revenue Reports	3B
Data Processing	3C
Utility	3D
Fire	4
Human Resources	5
Information Technology	6
Legal	7
Municipal Court	8
Parks	9
Westwood/Norman Municipal Authority	9A
Planning and community Development	10
Comprehensive Planning	10A
Development	10B
Revitalization	10C
Police	11
Animal Control	11A
Public Works	12
Utilities	13

CITY CLERK 1

**CITY CLERK
MONTHLY PROGRESS REPORT
SEPTEMBER 2015**

CITY CLERK

ACTION CENTER					
DEPARTMENT	NUMBER OF CALLS	FYE YTD	DEPARTMENT	NUMBER OF CALLS	FYE YTD
Animal Control	9	23	Municipal Court	7	14
Building Permits	12	43	Noise	0	5
CDBG	1	2	Parks and Recreation	20	42
City Clerk	7	*329	Planning	8	13
City Manager/Mayor	1	1	Police	24	53
Code Enforcement	53	215	Sanitation	21	70
Engineering/Public Works	16	53	Sidewalks	2	6
Finance	9	52	Storm Debris	0	8
Fire/Civil Defense	3	7	Storm Water	11	35
Human Resources	1	4	Streets	23	97
Information (General)	21	73	Street Lights	17	53
Information Technology	2	6	Traffic	11	34
Legal	1	10	Utilities	10	19
Line Maintenance	12	30	WC Questions	0	4
Recycling Questions	6	18	WC Violations	0	1

Total for September	308	Total FYE YTD	1,320
---------------------	-----	---------------	-------

WC (Water Conservation)

* Volume due to Citywide Garage Sale

LICENSES

38 New licenses were issued during the month of September. Following is a list of each license type and the number issued for that specific type:

LICENSE TYPE	NUMBER ISSUED	FYE YTD	LICENSE TYPE	NUMBER ISSUED	FYE YTD
Food	3	10	Bee Keeper	0	0
Class I Beer	2	3	Solicitor/Peddler (30 day)	2	3
Class II Beer	1	2	Solicitor/Peddler (60 day)	1	3
Mixed Beverage	0	0	Solicitor/Peddler (one day)	5	11
Mixed Beverage/Caterer	1	1	Coin-Operated Devices	0	6
Brewer or Distiller	0	0	Game Machines	0	0
Wine & Beer/Winemaker	0	1	Taxi/Motorbus/Limousine	0	0
Temporary Food (30 day)	7	10	Impoundment Yard	0	0
Temp Food (180 day)	1	3	Salvage Yard	0	0
Temp Food (one day)	10	21	Transient Amusement	0	0
Kennel	0	0	Special Event	4	6
Pawnbrokers	0	1	Special Event Beer	0	0
Retail Liquor Store	0	0	Sidewalk Dining	1	1

LICENSES, continued:

New Establishments/Licenses

NAME	ADDRESS	LICENSE TYPE(S)
Meatball House	333 West Boyd	Food Service, Class I and II Beer, and Mixed Beverage/Caterer
Swift Nutrition	131 East Gray	Food Service
Thawan Thai Cuisine	215 34th Avenue S.W.	Food Service and Class I Beer

Existing Establishments/Additional Licenses

NAME	ADDRESS	LICENSE TYPE(S)
Apple Tree Chocolate	754 Asp	Class II Beer
Puebla	305 East Main	Sidewalk Dining

- 6 One Day Mobile Temporary Food Service Licenses were issued to Abrams Chill Out Corral for OU games days of September 5; September 19; October 3; October 24; and November 7, 2015
- 1 One Day Mobile Temporary Food Service License was issued to C-N-D's Chicken on a Stick for October 2, 2015, for the Second Friday Art Walk Event
- 1 One Day Mobile Temporary Food Service License was issued to Chao Wagon for October 2, 2015, for the Second Friday Art Walk Event
- 1 One Day Mobile Temporary Food Service License was issued to La Gumbo Ya Ya for September 11, 2015, for the Second Friday Art Walk Event
- 1 One Day Mobile Temporary Food Service License was issued to Rolling Fresh September 16, 2015
- 2 30 Day Mobile Temporary Food Service Licenses were issued to Big Shrimpin for September 29 through October 18, 2015 and October 23 through November 21, 2015
- 3 30 Day Mobile Temporary Food Service Licenses were issued to Hickory Farms for October 12, 2015 through January 9, 2016
- 1 30 Day Mobile Temporary Food Service License was issued to Kona Ice Yukon for September 25 through October 26, 2014
- 1 30 Day Mobile Temporary Food Service License was issued to Rolling Fresh for September 11 through October 17, 2015
- 1 180 Day Mobile Temporary Food Service License was issued to Taqueria San Tadeo for September 25, 2015, through March 22, 2016
- 5 One Day Outdoor Solicitor/Peddler Licenses were issued to Gameday Ironworks for OU Game Days of September 19; October 3; October 24; November 7; and November 21, 2015, at 541 South University
- 2 30 Day Outdoor Solicitor/Peddler Licenses were issued to Sooner Bloomers for September 17 through November 15, 2015, in the Sooner Mall parking lot
- 1 60 Day Door-to-Door Solicitor/Peddler License was issued to Edward Jones Investments for September 8 through November 6, 2015
- 1 Special Event License was issued to Campus Corner Merchants Association for OU Game Days of September 19; October 3; October 24; November 7; and November 21, 2015
- 1 Special Event License was issued to Groovefest for September 27, 2015, in Andrews Park
- 1 Special Event License was issued to Norman Convention and Visitors Bureau the Second Friday Art Walk Events
- 1 Special Event License was issued to Norman Firehouse Art Center for August 21 and August 22, 2015, in Lions Park for Midsummer Night's Fair

CLAIMS FILED

DATE FILED	NAME	JUSTIFICATION	AMOUNT
09-02-15	Buck Calfy	Reimbursement of insurance deductible – claimant alleges his vehicle was damaged on March 6, 2015, when a sanitation truck backed into his vehicle while emptying a dumpster in a private parking lot located at 36th Avenue N.W. and Robinson Street.	\$ 1,000.00
09-17-15	James B. Gibbs	Reimburse of plumbing expenses - claimant alleges a sewer backup at 1011 McFarland Street was caused by the City installing in June through August 2015.	\$ 113.75

CONFERENCES

A City Council Conference was held on September 8, 2015, to review the draft Request for Proposal for the update of the Norman 2025 Land Use and Transportation Plan (Comprehensive Plan).

EXECUTIVE SESSIONS

An Executive Session was held on September 22, 2015, to discuss the possible purchase of real property for a Central Library Facility to be located on the northwest corner of Acres Street and James Garner Boulevard.

PUBLIC HEARINGS

A Public Hearing was held on September 8, 2015, regarding a grant to the City of Norman and Cleveland County in the amount of \$14,905 from the United States Department of Justice/Bureau of Justice Assistance through the Edward Byrne Memorial Justice Assistance Grant Program with Norman's portion of \$13,405 to be used by the Norman Police Department for On-line Training/Distance Learning

A Public Hearing was held on September 22, 2015, regarding the proposed 2014 Community Development Block Grant Disaster Relief Grant Application in the amount of \$5,004,821 to be submitted to the Oklahoma Department of Commerce.

SPECIAL SESSIONS

A City Council Special Session was held on September 22, 2015, to discuss Change Order No. One to Contract K-1415-70 with Central Contracting Services, Inc., increasing the contract amount by \$18,262.50 for a revised contract amount of \$1,352,937.50 for the Berry Road Water Line Replacement Project, Phase I, and adjourning into Executive Session to discuss the possible purchase of real property for a Central Library Facility to be located on the Northwest corner of Acres Street and James Garner Boulevard.

STUDY SESSIONS

A City Council Study Session was held on September 15, 2015, for a presentation from the McKinney Partnership regarding the Municipal Complex Updated Space Utilization Study.

A City Council Study Session was held on September 29, 2015, to discuss the Monitoring and Compliance Plan for the Lake Thunderbird Total Maximum Daily Load Study.

Work Order by Facility Serviced

September, 2015

AcctCodes:	Facility	Employee	Hours
010-2080			
2080.1	LIBRARY		
9/28/2015 MISCELLANEOUS	Moved/relocated tables to auction area		90 1.5
		Bill Sandison	90 1.5
9/1/2015 MISCELLANEOUS	Repaired cabinet door		60 1
9/1/2015 PLUMBING	Serviced toilets in boys and girls bathrooms		60 1
9/10/2015 PLUMBING	Installed new soap dispenser in women's bathroom		60 1
9/16/2015 PLUMBING	Unstopped sink blockage & replaced drain in Lowry Room		120 2
9/16/2015 PLUMBING	Unstopped toilet blockage in women's bathroom		60 1
9/22/2015 MISCELLANEOUS	Repaired door		60 1
9/22/2015 PLUMBING	Unstopped toilet blockage in men's bathroom		60 1
		Jeff Lewis	480 8
9/28/2015 MISCELLANEOUS	Moved tables to auction area		90 1.5
		Larry E. Long	90 1.5
		Facility Subtotal	660 11
AcctCode Total		660	11
010-2120			
2120.0	Municipal Court		
9/11/2015 ELECTRICAL	Purchased new light fixture		60 1
9/14/2015 ELECTRICAL	Installed new light fixture		60 1
		Larry E. Long	120 2
		Facility Subtotal	120 2
AcctCode Total		120	2
010-3001			
3090.3	MUNICIPAL BLDG - BUILDING C		
9/2/2015 ELECTRICAL	Repaired and replaced lights and tightened loose lenses		60 1
		Bill Sandison	60 1
9/9/2015 PLUMBING	Adjusted temp on lavatory in women's bathroom		60 1
9/11/2015 PLUMBING	Serviced lavatory in women's bathroom		60 1
9/25/2015 PLUMBING	Replaced toilet paper dispenser in men's bathroom		60 1
		Jeff Lewis	180 3
9/1/2015 HVAC	Serviced north computer room A/C		240 4
9/8/2015 HVAC	Serviced units and ordered pleated filters		240 4
9/18/2015 HVAC	Serviced computer room A/C unit		360 6
9/21/2015 HVAC	Serviced computer room A/C unit		240 4
		Jerry Wilson	1080 18
9/3/2015 ELECTRICAL	Repaired light lense that was hanging		60 1
9/22/2015 ELECTRICAL	Replaced and repaired lights; re-attached loose lenses		60 1
		Larry E. Long	120 2
		Facility Subtotal	1440 24
AcctCode Total		1440	24

<i>AcctCodes:</i>	<i>Facility</i>	<i>Employee</i>	<i>Hours</i>	
010-3090				
3090.1 MUNICIPAL BLDG - BUILDING A				
9/1/2015 MISCELLANEOUS	Searched and resolved noise complaint		60	1
9/30/2015 MISCELLANEOUS	Moved office furniture		60	1
		Bill Sandison	120	2
9/30/2015 MISCELLANEOUS	Moved office furniture		60	1
		Jeff Lewis	60	1
9/1/2015 HVAC	Serviced HVAC system		240	4
9/11/2015 HVAC	Serviced air handlers and chiller		240	4
		Jerry Wilson	480	8
9/4/2015 ELECTRICAL	Replaced light switch		60	1
		Larry E. Long	60	1
		Facility Subtotal	720	12
3090.2 MUNICIPAL BLDG - BUILDING B				
9/1/2015 ELECTRICAL	Installed undercounter lights		30	0.5
		Bill Sandison	30	0.5
9/11/2015 PLUMBING	Serviced lavatory, replaced dispensor, & repaired door in BR		180	3
9/14/2015 PLUMBING	Replaced T & P on water heater		120	2
9/15/2015 PLUMBING	Replaced condensate line on water heater in Captain's BR		120	2
9/15/2015 PLUMBING	Replaced flush lever on toilet in men's bathroom		60	1
		Jeff Lewis	480	8
9/4/2015 HVAC	Serviced A/C units		240	4
		Jerry Wilson	240	4
9/1/2015 ELECTRICAL	Installed new light under credenza		90	1.5
9/4/2015 ELECTRICAL	Removed door relay-sparking on metal cover		60	1
		Larry E. Long	150	2.5
		Facility Subtotal	900	15
2020.4 MUNICIPAL BLDG - CITY HALL				
9/15/2015 ELECTRICAL	Repaired and replaced lights		60	1
		Bill Sandison	60	1
9/16/2015 PLUMBING	Unstopped floor drain blockage in mechanical room		60	1
9/22/2015 MISCELLANEOUS	Replaced hinges on entry gate		120	2
		Jeff Lewis	180	3
9/3/2015 HVAC	Escorted state boiler inspector		240	4
9/10/2015 HVAC	Serviced HVAC		240	4
9/11/2015 HVAC	Serviced HVAC		240	4
9/14/2015 HVAC	Serviced HVAC system		240	4
		Jerry Wilson	960	16
9/15/2015 ELECTRICAL	Reset clock		60	1
		Larry E. Long	60	1

<i>AcctCodes:</i>	<i>Facility</i>	<i>Employee</i>	<i>Hours</i>	
		Facility Subtotal	1260	21
AcctCode Total			2880	48
010-5021				
5021.0 LINDSEY STREET YARD ADMIN				
9/2/2015 ELECTRICAL	Repaired and replaced lights and controls		60	1
		Bill Sandison	60	1
9/4/2015 HVAC	Repaired refrigerant leak at Lindsey tower		240	4
9/17/2015 HVAC	Washed condensers and replaced filters		240	4
		Jerry Wilson	480	8
9/3/2015 ELECTRICAL	Removed crushed wall outlet		60	1
9/4/2015 ELECTRICAL	Installed hardi-board and new plug/cover in wall		150	2.5
		Larry E. Long	210	3.5
		Facility Subtotal	750	12.5
AcctCode Total			750	12.5
010-5023				
5023.0 TRAFFIC CONTROL				
9/3/2015 HVAC	Serviced A/C		120	2
		Jerry Wilson	120	2
		Facility Subtotal	120	2
AcctCode Total			120	2
010-6010				
6010.0 Police Administration				
9/22/2015 HVAC	Replaced air filters at Special Ops		120	2
9/28/2015 HVAC	Repaired water leak at NIC		120	2
		Jerry Wilson	240	4
		Facility Subtotal	240	4
AcctCode Total			240	4
010-6016				
6016.2 POLICE RANGE				
9/29/2015 HVAC	Replaced air filters		120	2
		Jerry Wilson	120	2
		Facility Subtotal	120	2
AcctCode Total			120	2
010-6070				
6070.1 ANIMAL - PET ADOPTION				
9/2/2015 HVAC	Serviced condensers		240	4
9/29/2015 HVAC	Replaced air filters		120	2
		Jerry Wilson	360	6
		Facility Subtotal	360	6
AcctCode Total			360	6

<i>AcctCodes: Facility</i>	<i>Employee</i>	<i>Hours</i>
010-6443		
6443.1 FIRE STATION #1		
9/8/2015 PLUMBING	Tightened toilet & adjusted pressure in women's bathroom at	60 1
9/30/2015 PLUMBING	Removed floor drain blockage in truck bay	120 2
	Jeff Lewis	180 3
9/23/2015 HVAC	Replaced air filters at Fire Admin	240 4
	Jerry Wilson	240 4
9/8/2015 PLUMBING	Removed toilet blockage at Fire Admin	60 1
	Larry E. Long	60 1
	Facility Subtotal	480 8
6443.2 FIRE STATION #2		
9/29/2015 PLUMBING	Repaired mop sink faucet	60 1
	Jeff Lewis	60 1
9/16/2015 HVAC	Replaced air filters	120 2
9/18/2015 HVAC	Serviced A/C	120 2
	Jerry Wilson	240 4
	Facility Subtotal	300 5
6443.3 FIRE STATION #3		
9/30/2015 HVAC	Replaced ai filters and serviced A/C	240 4
	Jerry Wilson	240 4
	Facility Subtotal	240 4
6443.4 FIRE STATION #4		
9/16/2015 HVAC	Replaced air filters	120 2
	Jerry Wilson	120 2
	Facility Subtotal	120 2
6443.5 FIRE STATION #5, LITTLE AXE		
9/25/2015 PLUMBING	Repaired hot/cold water	60 1
9/29/2015 PLUMBING	Repaired gas leak	180 3
	Jeff Lewis	240 4
	Facility Subtotal	240 4
6443.8 FIRE STATION #8		
9/2/2015 ELECTRICAL	Repaired and replaced lights and controls	120 2
9/2/2015 PLUMBING	Installed water lines, circulating pump & check valve	120 2
	Bill Sandison	240 4
9/1/2015 PLUMBING	Serviced water heater	60 1
9/2/2015 PLUMBING	Replaced/repared water lines,circulation pump & check valv	240 4
9/8/2015 PLUMBING	Unstopped sewer blockage	120 2
9/15/2015 PLUMBING	Met with Septic Repairman	120 2
	Jeff Lewis	540 9
9/22/2015 HVAC	Replaced air filters	120 2

<i>AcctCodes: Facility</i>		<i>Employee</i>	<i>Hours</i>	
9/8/2015 PLUMBING	Removed toilet blockage	Jerry Wilson	120	2
			60	1
		Larry E. Long	60	1
		Facility Subtotal	960	16
6443.9 FIRE STATION #9				
9/1/2015 ELECTRICAL	Repaired and installed lights		60	1
		Bill Sandison	60	1
9/9/2015 PLUMBING	Met with Steve on grease trap		60	1
9/15/2015 PLUMBING	Met with Septic Repairman		120	2
		Jeff Lewis	180	3
9/1/2015 ELECTRICAL	Completed light installation in breakroom		240	4
9/2/2015 ELECTRICAL	Installed check valve		120	2
9/8/2015 PLUMBING	Removed drain blockage		120	2
		Larry E. Long	480	8
		Facility Subtotal	720	12
AcctCode Total			3060	51

<i>AcctCodes: Facility</i>	<i>Employee</i>	<i>Hours</i>	
010-7010			
7010.1 PARK - ANDREWS PARK			
9/30/2015 ELECTRICAL	Located electric for an event	240	4
	Bill Sandison	240	4
9/14/2015 PLUMBING	Repaired drinking fountain	60	1
	Jeff Lewis	60	1
	Facility Subtotal	300	5
7010.4 PARK - FALLS LAKEVIEW			
9/15/2015 ELECTRICAL	Repaired electric panel on water well	240	4
9/24/2015 ELECTRICAL	Serviced electric to well and bathroom	480	8
	Bill Sandison	720	12
9/17/2015 PLUMBING	Replaced plumbing wall fixtures	180	3
9/25/2015 PLUMBING	Unstopped toilet blockage & repaired sink drain	60	1
	Jeff Lewis	240	4
9/15/2015 ELECTRICAL	Serviced water well	240	4
9/24/2015 ELECTRICAL	Find and repaired underground cable for water well	480	8
	Larry E. Long	720	12
	Facility Subtotal	1680	28
7010.2 PARK - GRIFFIN PARK			
9/18/2015 ELECTRICAL	Repaired and replaced lights at ball fields	300	5
	Bill Sandison	300	5
9/16/2015 PLUMBING	Serviced drinking fountain	60	1
9/17/2015 PLUMBING	Replaced flush valves on toilet in men's bathroom	120	2
9/23/2015 PLUMBING	Rebuilt flush valve on toilet in silo women's bathroom	60	1
9/30/2015 PLUMBING	Rebuilt all flush valves in mens & womens silo bathrooms	120	2
	Jeff Lewis	360	6
9/18/2015 ELECTRICAL	Serviced lights and added new wire to light poles	300	5
9/22/2015 ELECTRICAL	Replaced lighting contactor & wiring in panel	180	3
	Larry E. Long	480	8
	Facility Subtotal	1140	19
9000.5 PARK - LEGACY PARK			
9/9/2015 ELECTRICAL	Installed wire/electric to flag pole project	330	5.5
9/10/2015 ELECTRICAL	Install and connect wire to fflag pole	360	6
9/15/2015 ELECTRICAL	Installed electric and pole light globes	60	1
9/18/2015 ELECTRICAL	Installed support to outlet box	60	1
	Bill Sandison	810	13.5
9/9/2015 ELECTRICAL	Began pulling wire & charging J-pex on flagpole	330	5.5
9/10/2015 ELECTRICAL	Pulled wire and rope inside flagpole	60	1
9/10/2015 MISCELLANEOUS	Installed wire and mounted flagpole onto base	300	5
9/11/2015 ELECTRICAL	Changed & mounted outlet box for drivers	240	4
9/14/2015 ELECTRICAL	Installed pole lights	90	1.5
9/15/2015 ELECTRICAL	Installed pole light globes	60	1
9/18/2015 ELECTRICAL	Serviced and installed support(s) to outlet box	60	1

<i>AcctCodes:</i>	<i>Facility</i>	<i>Employee</i>	<i>Hours</i>	
		Larry E. Long	1140	19
		Facility Subtotal	1950	32.5
7010.6	PARK - LIONS PARK			
9/17/2015	PLUMBING	Unstopped toilet blockage in men's bathroom	60	1
9/22/2015	PLUMBING	Unstopped urinal blockage	60	1
9/25/2015	PLUMBING	Unstopped building sewer blockage	120	2
		Jeff Lewis	240	4
		Facility Subtotal	240	4
7010.7	PARK - LITTLE AXE PARK			
9/14/2015	PLUMBING	Met with Mitch Miles to discuss concession area	180	3
		Jeff Lewis	180	3
		Facility Subtotal	180	3
7010.9	PARK - REAVES - COMM BLDG			
9/23/2015	PLUMBING	Replaced water service & drain line on drinking fountain	120	2
		Jeff Lewis	120	2
9/30/2015	HVAC	Replaced air filters	240	4
		Jerry Wilson	240	4
		Facility Subtotal	360	6
7010.10	PARK - ROTARY PARK			
9/1/2015	PLUMBING	Replaced flush valve on toilet in men's room	120	2
		Jeff Lewis	120	2
		Facility Subtotal	120	2
7070.6	WESTWOOD TENNIS CENTER			
9/2/2015	HVAC	Serviced north A/C unit	240	4
		Jerry Wilson	240	4
		Facility Subtotal	240	4
AcctCode Total			6210	103.5
010-7070				
7070.0	PARKS AND REC ADMIN			
9/30/2015	PLUMBING	Repaired drinking fountain at Sonoma Park	60	1
		Jeff Lewis	60	1
		Facility Subtotal	60	1
AcctCode Total			60	1

<i>AcctCodes:</i>	<i>Facility</i>	<i>Employee</i>	<i>Hours</i>	
010-7081				
7081.0	FIREHOUSE ART CENTER			
9/22/2015 HVAC	Replaced air filters		240	4
		Jerry Wilson	240	4
		Facility Subtotal	240	4
AcctCode Total			240	4
010-7082				
9000.2	HISTORICAL HOUSE			
9/15/2015 MISCELLANEOUS	Compared bids for A/C		240	4
		Jerry Wilson	240	4
		Facility Subtotal	240	4
AcctCode Total			240	4
010-7083				
7083.0	SOONER THEATRE			
9/15/2015 ELECTRICAL	Disconnect power to movie screen motor		120	2
		Bill Sandison	120	2
9/10/2015 PLUMBING	Rebuilt flush valves on urinals		60	1
9/29/2015 PLUMBING	Rebuilt flush valve on urinal		60	1
		Jeff Lewis	120	2
9/29/2015 HVAC	Serviced balcony A/C		240	4
		Jerry Wilson	240	4
9/15/2015 ELECTRICAL	Disconnected power whip to movie screen motor		120	2
		Larry E. Long	120	2
		Facility Subtotal	600	10
AcctCode Total			600	10
020-7010				
7010.12	SANTA FE DEPOT			
9/1/2015 MISCELLANEOUS	Serviced doors		60	1
		Jeff Lewis	60	1
9/17/2015 HVAC	Replaced air filters		240	4
		Jerry Wilson	240	4
		Facility Subtotal	300	5
AcctCode Total			300	5

<i>AcctCodes: Facility</i>	<i>Employee</i>	<i>Hours</i>	
020-7021			
7021.3 REC CTR - 12TH AVE			
9/1/2015 ELECTRICAL	Repaired and replaced lights	90	1.5
9/29/2015 ELECTRICAL	Repaired and replaced lights and serviced capacitor	90	1.5
	Bill Sandison	180	3
9/23/2015 PLUMBING	Serviced door	60	1
	Jeff Lewis	60	1
9/1/2015 ELECTRICAL	Repaired lights	90	1.5
9/8/2015 ELECTRICAL	Serviced and replaced lights	120	2
9/11/2015 ELECTRICAL	Repaired and replaced lights	120	2
	Larry E. Long	330	5.5
	Facility Subtotal	570	9.5
7021.0 REC CTR - IRVING			
9/1/2015 PLUMBING	Unstopped sewer blockage	120	2
9/15/2015 PLUMBING	Unstopped toilet blockage in men's bathroom	60	1
	Jeff Lewis	180	3
	Facility Subtotal	180	3
7021.1 REC CTR - LITTLE AXE			
9/29/2015 PLUMBING	Re-achored lavatory in women's bathroom	120	2
	Jeff Lewis	120	2
9/15/2015 MISCELLANEOUS	Repaired and replaced ceiling tile	240	4
	Jerry Wilson	240	4
	Facility Subtotal	360	6
7021.4 REC CTR - WHITTIER			
9/2/2015 ELECTRICAL	Serviced and repaired lights & hot water circuit	120	2
	Bill Sandison	120	2
9/2/2015 PLUMBING	Worked on kitchen remodel	240	4
9/3/2015 PLUMBING	Worked on kitchen remodel	240	4
9/9/2015 PLUMBING	Met with Jason on water leak & worked on kitchen remodel	120	2
9/10/2015 PLUMBING	Completed kitchen remodel	240	4
9/10/2015 PLUMBING	Cleaned out all sewer lines	120	2
	Jeff Lewis	960	16
9/23/2015 HVAC	Replaced air filters	240	4
	Jerry Wilson	240	4
9/2/2015 ELECTRICAL	Install plugs & pipe on new hot water pump	360	6
9/3/2015 PLUMBING	Installed new hot water pump	180	3
	Larry E. Long	540	9
	Facility Subtotal	1860	31
AcctCode Total		2970	49.5

<i>AcctCodes:</i>	<i>Facility</i>	<i>Employee</i>	<i>Hours</i>	
020-7023				
7023.0 SENIOR CITIZENS CTR				
9/16/2015	ELECTRICAL	Repaired and replaced lights	120	2
9/17/2015	ELECTRICAL	Repaired and replaced lights	120	2
		Bill Sandison	240	4
9/9/2015	MISCELLANEOUS	Repaired door	60	1
9/29/2015	PLUMBING	Replaced toilet spud and removed blockage in floor drain	60	1
		Jeff Lewis	120	2
9/16/2015	ELECTRICAL	Repaired and replaced lights	120	2
9/17/2015	ELECTRICAL	Repaired and replaced lights	120	2
		Larry E. Long	240	4
		Facility Subtotal	600	10
AcctCode Total			600	10
030-7032				
7032.0 WESTWOOD GOLF COURSE				
9/8/2015	PLUMBING	Replaced mop sink faucet & water shut-off valve	120	2
9/16/2015	PLUMBING	Removed floor drain blockage in kitchen area	60	1
9/17/2015	PLUMBING	Replaced basket strainer and drains under kitchen sink	120	2
9/23/2015	PLUMBING	Unstopped toilet blockage in "course" men's bathroom	60	1
		Jeff Lewis	360	6
9/16/2015	HVAC	Replaced air filters	240	4
		Jerry Wilson	240	4
9/8/2015	PLUMBING	Installed sink	120	2
		Larry E. Long	120	2
		Facility Subtotal	720	12
AcctCode Total			720	12
030-7033				
7033.0 WESTWOOD POOL				
9/11/2015	PLUMBING	Closed bathrooms and concession	120	2
		Jeff Lewis	120	2
		Facility Subtotal	120	2
AcctCode Total			120	2

<i>AcctCodes: Facility</i>	<i>Employee</i>	<i>Hours</i>	
031-5531			
5531.1 WATER TREATMENT PLANT			
9/17/2015 ELECTRICAL	Repaired high service pump motor	120	2
	Bill Sandison	120	2
9/16/2015 PLUMBING	Replaced water heater elements	120	2
9/22/2015 PLUMBING	Unstopped floor drain blockage in basement	120	2
	Jeff Lewis	240	4
9/17/2015 ELECTRICAL	Serviced high service pump motor that faulted	120	2
	Larry E. Long	120	2
	Facility Subtotal	480	8
AcctCode Total		480	8
031-5551			
5551.0 LINE MAINTENANCE FACILITY			
9/11/2015 PLUMBING	Unstopped floor drain blockage under ice machine	60	1
	Jeff Lewis	60	1
	Facility Subtotal	60	1
AcctCode Total		60	1
032-5546			
5546.3 WASTEWATER MAINTENANCE SHOP			
9/25/2015 ELECTRICAL	Serviced A/C	120	2
9/29/2015 ELECTRICAL	Repaired service	120	2
9/30/2015 ELECTRICAL	Repaired service	180	3
	Bill Sandison	420	7
9/9/2015 PLUMBING	Replaced kitchen sinks and faucets	180	3
9/11/2015 PLUMBING	Rebuilt flush valve on urinal	60	1
9/23/2015 PLUMBING	Installed new sinks & faucets in lab	180	3
	Jeff Lewis	420	7
9/3/2015 HVAC	Serviced A/C at old lab	120	2
9/8/2015 HVAC	Serviced A/C	240	4
9/10/2015 HVAC	Serviced and repaired A/C units	240	4
9/14/2015 HVAC	Serviced A/C units	240	4
9/28/2015 HVAC	Serviced A/C units	360	6
	Jerry Wilson	1200	20
9/25/2015 ELECTRICAL	Serviced rooftop A/C at lab	120	2
	Larry E. Long	120	2
	Facility Subtotal	2160	36
AcctCode Total		2160	36

<i>AcctCodes:</i>	<i>Facility</i>	<i>Employee</i>	<i>Hours</i>
033-5560			
5560.0 SANITATION DIV BLDG			
9/1/2015 ELECTRICAL	Serviced damaged dumpster	90	1.5
9/10/2015 ELECTRICAL	Repaired compactor at Joe's Tavern	120	2
	Bill Sandison	210	3.5
9/10/2015 ELECTRICAL	Serviced compactor at Joe's Tavern	120	2
	Larry E. Long	120	2
	Facility Subtotal	330	5.5
5560.2 TRANSFER STATION			
9/21/2015 HVAC	Removed blockage from A/C drain	120	2
	Jerry Wilson	120	2
	Facility Subtotal	120	2
AcctCode Total			450 7.5
040-5070			
5070.0 FLEET MAINTENANCE			
9/9/2015 ELECTRICAL	Repaired pump on CNG starter	150	2.5
9/16/2015 ELECTRICAL	Installed panel and welder plugs	150	2.5
9/18/2015 ELECTRICAL	Installed panel and welder plugs	120	2
9/21/2015 ELECTRICAL	Installed panel and welder plugs	480	8
9/23/2015 ELECTRICAL	Installed panel and welder plugs for new bay door	480	8
9/25/2015 ELECTRICAL	Installed panel and welder plugs	300	5
9/28/2015 ELECTRICAL	Installed panel and welder plugs	330	5.5
9/29/2015 ELECTRICAL	Serviced large truck bay	90	1.5
	Bill Sandison	2100	35
9/14/2015 ELECTRICAL	Replaced/repairs lights	120	2
9/22/2015 MISCELLANEOUS	Met with Melvin Gore regarding new truck	60	1
	Jeff Lewis	180	3
9/3/2015 ELECTRICAL	Serviced CNG compressor pump	180	3
9/4/2015 ELECTRICAL	Removed starter & checked fuses on CNG compressor	60	1
9/4/2015 ELECTRICAL	Serviced CNG compressor pump	150	2.5
9/9/2015 ELECTRICAL	Installed new motor/starter for CNG compressor	150	2.5
9/14/2015 ELECTRICAL	Repaired and replaced lights	90	1.5
9/14/2015 ELECTRICAL	Traced circuits & conduit routes for welder and door power	240	4
9/16/2015 ELECTRICAL	Installed panel and welder plugs	150	2.5
9/18/2015 ELECTRICAL	Installed panel and welder plugs	120	2
9/21/2015 ELECTRICAL	Installed welder plugs and new panel	480	8
9/23/2015 ELECTRICAL	Installed breakers and terminating wires for welding plugs	480	8
9/25/2015 ELECTRICAL	Serviced door and added plugs	300	5
9/28/2015 ELECTRICAL	Connected electric to overhead door	390	6.5
	Larry E. Long	2790	46.5
	Facility Subtotal	5070	84.5
AcctCode Total			5070 84.5

<i>AcctCodes:</i>	<i>Facility</i>	<i>Employee</i>	<i>Hours</i>
041-2030			
2020.6 FACILITY MAINTENANCE			
9/1/2015 MISCELLANEOUS	Stocked vehicle and shop	90	1.5
9/16/2015 MISCELLANEOUS	Removed shelves in store room	210	3.5
9/17/2015 MISCELLANEOUS	Attended code class	240	4
9/25/2015 MISCELLANEOUS	Attended safety meeting	60	1
9/28/2015 MISCELLANEOUS	Stocked vehicle and shop	60	1
	Bill Sandison	660	11
9/3/2015 MISCELLANEOUS	Attended Code Class	240	4
9/18/2015 MISCELLANEOUS	Hung shelves and cleaned shop	480	8
9/24/2015 MISCELLANEOUS	Painted offices	480	8
9/25/2015 MISCELLANEOUS	Completed painting of offices	120	2
9/25/2015 MISCELLANEOUS	Attended safety meeting	60	1
9/30/2015 MISCELLANEOUS	Hung mirror in women's bathroom	60	1
9/30/2015 PLUMBING	Retapped threads in sewer cleanout	60	1
	Jeff Lewis	1500	25
9/21/2015 HVAC	Received filters and stocked for City change out	120	2
	Jerry Wilson	120	2
9/1/2015 MISCELLANEOUS	Refuel vehicle; clean & organize vehicle	60	1
9/11/2015 ELECTRICAL	Purchased drill bits	60	1
9/16/2015 MISCELLANEOUS	Tore out shelves in store room	210	3.5
9/17/2015 MISCELLANEOUS	Attended code class in OKC	240	4
9/25/2015 MISCELLANEOUS	Safety meeting	60	1
	Larry E. Long	630	10.5
	Facility Subtotal	2910	48.5
AcctCode Total			2910
Grand Total			549

CIP FINANCIAL STATUS 2A

CAPITAL PROJECTS > \$250,000 EXPECTED TO BE COMPLETED WITHIN SIX (6) MONTHS

10/13/2015

Project No.**	Project Title	Anticipated Overruns	Anticipated Savings	Fund Title & No.
UTILITIES				
WW0303	Lift Station D Improvements	\$0	\$450,000	New Development Excise Tax 322
SA0002	Transfer Station	\$0	\$250,000	Sanitation Fund 033
PUBLIC WORKS				
TR0203/BP0203	Robinson RR Grade Separation	\$ 200,000.00	\$ -	Capital 50
POLICE				
BG0246	Animal Welfare Expansion and Renovation	\$ -	\$ -	Capital 50
INFORMATION TECHNOLOGY				
None Reported				
PARKS AND RECREATION				
None Reported				

Notes

** Project numbers correspond to the projects identified in the adopted Capital Improvements Plan.

COMMUNITY RELATIONS

2B

Community Relation's Office
September 2015

Number of press releases	17
Contacts with the media	23
<i>Norman News</i> membership	934
Website visits	89,391
Facebook followers	3,314
Twitter followers	1,679

DEVELOPMENT COORDINATOR 2C

City of Norman - Development Coordinator Monthly Report September 2015

Below are activities and projects that the Development Coordinator has been involved with during the month of September 2015.

General Inquiries, Contacts and Meetings

- Development Review Team
- City Council Meeting
- City Council Study Session
- Pre-Development Meetings
- Council Business and Community Affairs Committee
- Council Community Planning and Transportation Committee

Building Permit and Plat Application Meetings

- Discussed building permit requirements for new local business.
- Assisted homeowners in permit requirements and regulations for housing renovations.
- Met with staff and project representatives to discuss redevelopment of property of office property.
- Met with project representatives to discuss development requirements for a new multi-family project.
- Discussed project requirements with staff and project representative for potential new industrial business.
- Met with staff and project representatives to discuss requirements for future plans for local church.
- Met with staff and project representatives to discuss requirements for construction of new office development.

Development Process Improvements

- ***Wastewater Excise Tax/Connection Fee Analysis RFP*** – Consultants work began in June, with project kick-off and stakeholder meetings. Staff continues providing information to the consultants to continue analysis.
- ***Customer Service Survey for Development Services Division*** –The latest round of surveys for the September 2015 CO'ed projects has been sent.
- ***Building Permit Outreach Program*** – work continues on this project, and contacts continue being made with building permit applicants that fall into the criteria outlined in the plan concept. Periodic follow-up checks (generally every two weeks) continue taking place. The reaction to the program continues to be positive.
- ***ICC and NFPA Code Clarification Project*** – continued working with building and fire inspection staff to develop interpretations of building code/fire code compliance items that could be posted online. This project is designed to assist in making code clarifications and other information provided to contractors and developers more clear..
- ***Construction Information for Developers and Businesses*** – work continues with assistance from the Retail Marketing Coordinator on outlining process for informing local developers and businesses of potential impacts from public construction projects. This project is designed to continue establishing a good working relationship with the business community and allow identification of potential problems or issues that may arise for businesses/development during the public construction.

###

CITY OF NORMAN

Department of Finance Monthly Report –September 2015

Statistics on outputs from the various divisions of the Department of Finance (DOF) are presented on the following pages. Major projects which were completed or initiated by the DOF in September are discussed below:

Treasury Division:

In the month of September, the Treasury Division processed 29,705 total payments. The traffic counter at the Drive-up Facility counted 5,981 customers. The Treasury Division processed 1,227 credit card utility payments, an increase of 5.6% from last month, and the IVR (Interactive Voice Response) system processed 1,430 credit card utility payments, an increase of 1.5% from last month. Utility customers also have the option of paying on the City of Norman website. There were 4,349 credit card payments made on the internet in September, a slight increase of 0.3% from last month. The Municipal Court processed 551 credit card payments for court fines, an increase of 5.8% from last month.

The City charges a convenience fee of \$3 on credit card payments made online or by phone to help offset the costs of providing credit card service. We collected \$19,743 in convenience fees in the month of September with a fiscal year-to-date total of \$57,620.

Utility Services Division:

The Meter Reading Division read 49,428 meters. Out of 77 meter reading routes, 70 (91%) were read within the targeted 30-day reading cycle. All routes were read by the 32nd day. No routes were estimated in September.

General Fund Revenues & Expenditures:

When comparing major General Fund revenue sources versus budgeted levels, revenues are above target for the month of September at 3.6%. Revenues from the City's largest single source of revenue, sales tax, are above target at 5.2% for the year to date and 7.7% above last fiscal year. Following is a summary table regarding General Fund revenues and expenditures to-date.

	FYE 16 Budget To Date	FYE 16 Actual To Date	FYE 15 Actual To Date	FYE 14 Actual To Date
Sales Tax Revenue*	\$9,540,430	\$10,040,588	\$9,321,519	\$9,483,744
General Fund Revenue*	\$18,697,946	\$17,795,138	\$18,127,888	\$16,950,092
General Fund Expenses*	\$19,981,262	\$19,506,475	\$18,019,324	\$17,440,130

* Excludes Public Safety Sales Tax

Administration Division

	FYE 16		FYE 15	
	SEPTEMBER	YTD	SEPTEMBER	YTD
PERSONNEL HOURS - FULL TIME				
Total Regular Hours Available	320.00	1,120.00	320.00	1,120.00
Total Comp Time Available	0.00	0.00	0.00	0.00
Total Overtime Hours	0.00	0.00	0.00	0.00
Total Bonus Hours	0.00	0.00	0.00	0.00
Total Furlough Hours	0.00	0.00	0.00	0.00
TOTAL HOURS AVAILABLE	320.00	1,120.00	320.00	1,120.00
Benefit Hours Taken	74.25	170.25	41.75	146.50
TOTAL ACCOUNTABLE STAFF HOURS	245.75	949.75	278.25	973.50
 PERMANENT PART-TIME				
Total Regular Hours Available	0.00	0.00	0.00	0.00
Total Comp Time Available	0.00	0.00	0.00	0.00
Total Overtime Hours	0.00	0.00	0.00	0.00
Total Bonus Hours	0.00	0.00	0.00	0.00
TOTAL HOURS AVAILABLE	0.00	0.00	0.00	0.00
Benefit Hours Taken	0.00	0.00	0.00	0.00
TOTAL ACCOUNTABLE STAFF HOURS	0.00	0.00	0.00	0.00
 TEMPORARY				
Total Regular Hours Available	0.00	0.00	0.00	0.00
Total Overtime Hours	0.00	0.00	0.00	0.00
TOTAL HOURS AVAILABLE	0.00	0.00	0.00	0.00

ACCOUNTING 3A

Accounting Division

	FYE 16		FYE 15	
	SEPTEMBER	YTD	SEPTEMBER	YTD
Total Regular Hours Available	960.00	3,360.00	800.00	3,200.00
Total Comp Time Available	2.00	16.25	0.00	16.50
Total Overtime Hours	0.00	0.00	0.00	3.00
Total Bonus Hours	0.00	0.00	0.00	0.00
Total Furlough Hours	0.00	0.00	0.00	0.00
 TOTAL HOURS AVAILABLE	 962.00	 3,376.25	 800.00	 3,219.50
Benefit Hours Taken	142.50	484.25	170.25	405.75
 TOTAL ACCOUNTABLE STAFF HOURS	 819.50	 2,892.00	 629.75	 2,813.75
 PERMANENT PART-TIME				
Total Regular Hours Available	0.00	0.00	0.00	0.00
Total Comp Time Available	0.00	0.00	0.00	0.00
Total Overtime Hours	0.00	0.00	0.00	0.00
Total Bonus Hours	0.00	0.00	0.00	0.00
 TOTAL HOURS AVAILABLE	 0.00	 0.00	 0.00	 0.00
Benefit Hours Taken	0.00	0.00	0.00	0.00
 TOTAL ACCOUNTABLE STAFF HOURS	 0.00	 0.00	 0.00	 0.00
 TEMPORARY				
Total Regular Hours Available	0.00	0.00	0.00	0.00
Total Overtime Hours	0.00	0.00	0.00	0.00
 TOTAL HOURS AVAILABLE	 0.00	 0.00	 0.00	 0.00

CITY REVENUE REPORTS

3B

City Revenue Report

FYE 16
SEPTEMBER

FYE 15
SEPTEMBER

Total Revenue Received (\$)	\$12,903,013	\$11,352,969	\$1,550,044
Utility Payments - Office (#)	2,523	2,660	(\$137)
Utility Payments - Office (\$)	\$616,120	\$509,521	\$106,599
Lockbox (#)	19,430	20,491	(1,061)
Lockbox (\$)	\$2,330,319	\$1,999,267	\$331,052
IVR Credit Card (#)	1,430	1,734	(\$304)
IVR Credit Card (\$)	\$170,336	\$155,469	\$14,867
Click to Gov (#)	4,349	3,335	1,014
Click to Gov (\$)	\$415,699	\$285,427	\$130,272
UT Credit Card Payments (#)	1,227	1,291	(64)
UT Credit Card Payments (\$)	\$148,487	\$130,310	\$18,177
Art Donations (#)	137	150	(13)
Art Donations (\$)	\$164	\$177	(\$13)
Bank Draft Payments (#)	7,166	7,426	(260)
Bank Draft Payments (\$)	\$815,335	\$662,269	\$153,066
Utility Deposits (#)	34	38	(4)
Utility Deposits (\$)	\$1,010	\$1,140	(\$130)
Fix Payments (#)	0	0	0
Fix Payments (\$)	\$0	\$0	\$0
Processed Return Checks (#)	54	39	15
Processed Return Checks (\$)	(\$8,481)	(\$4,602)	(\$3,879)
Other Revenue Transactions (#)	296	310	(14)
Other Revenue Received (\$)	\$7,549,639	\$6,840,988	\$708,651
Accounts Receivable Payments (\$)	\$350,270	\$181,400	\$168,870
Accounts Receivable - Credit Card #	0	1	(1)
Accounts Receivable - Credit Card \$	\$0	\$552	(\$552)
Municipal Court - Fines/Bonds (\$)	\$129,954	\$162,152	(\$32,198)
Municipal Court - Credit Card (#)	551	700	(149)
Municipal Court - Credit Card (\$)	\$90,294	\$110,800	(\$20,506)
Municipal Court - C2G (#)	321	399	(78)
Municipal Court - C2G (\$)	\$25,853	\$25,664	\$189
Building Permits Cash Report (\$)	\$167,850	\$217,969	(\$50,119)
Building Permits Credit Card (#)	147	111	36
Building Permits Credit Card (\$)	\$69,310	\$44,352	\$24,958
Building Permits C2G (#)	83	53	30
Building Permits C2G (\$)	\$4,638	\$3,596	\$1,042
Occupational License - Bldg Insp. (\$)	\$1,500	\$3,700	(\$2,200)
Occupational License - Bldg Insp. CC (#)	5	5	0
Occupational License - Bldg Insp. CC (\$)	\$800	\$1,200	(\$400)
Business License - City Clerk (\$)	\$3,720	\$2,565	\$1,155
Business License - City Clerk CR CD (#)	6	3	3
Business License - City Clerk CR CD (\$)	\$455	\$115	\$340
Convenience Fees - All Payments (#)	6,581	6,296	285
Convenience Fees - All Payments (\$)	\$19,743	\$18,939	\$804
Bank Drafts Billed (#)	7,218	6,955	263
Bank Drafts Billed (\$)	\$802,110	\$635,092	\$167,018
Interdepartmental Billing (#)	154	150	4
Interdepartmental Billing (\$)	\$24,128	\$16,307	\$7,821
Accounts Receivable Billed (\$)	\$555,548	\$224,583	\$330,965

Budget Services Division

	FYE 16		FYE 15	
	SEPTEMBER	YTD	SEPTEMBER	YTD
PERSONNEL HOURS - FULL TIME				
Total Regular Hours Available	160.00	590.00	160.00	560.00
Total Comp Time Available	0.00	0.00	0.00	0.00
Total Overtime Hours	0.00	0.00	0.00	0.00
Total Bonus Hours	0.00	0.00	0.00	0.00
Total Furlough Hours	0.00	0.00	0.00	0.00
TOTAL HOURS AVAILABLE	160.00	590.00	160.00	560.00
Benefit Hours Taken	32.00	88.00	8.00	56.00
TOTAL ACCOUNTABLE STAFF HOURS	128.00	502.00	152.00	504.00
PERMANENT PART-TIME				
Total Regular Hours Available	0.00	0.00	0.00	0.00
Total Comp Time Available	0.00	0.00	0.00	0.00
Total Overtime Hours	0.00	0.00	0.00	0.00
Total Bonus Hours	0.00	0.00	0.00	0.00
TOTAL HOURS AVAILABLE	0.00	0.00	0.00	0.00
Benefit Hours Taken	0.00	0.00	0.00	0.00
TOTAL ACCOUNTABLE STAFF HOURS	0.00	0.00	0.00	0.00
TEMPORARY				
Total Regular Hours Available	0.00	0.00	0.00	0.00
Total Overtime Hours	0.00	0.00	0.00	0.00
TOTAL HOURS AVAILABLE	0.00	0.00	0.00	0.00

Treasury Division

	FYE 16		FYE 15	
	SEPTEMBER	YTD	SEPTEMBER	YTD
PERSONNEL HOURS - FULL TIME				
Total Regular Hours Available	800.00	2,800.00	800.00	2,800.00
Total Comp Time Available	17.75	79.75	22.50	106.00
Total Overtime Hours	9.00	35.25	13.25	34.00
Total Bonus Hours	0.00	0.00	0.00	0.00
Total Furlough Hours	0.00	0.00	0.00	0.00
 TOTAL HOURS AVAILABLE	 826.75	 2,915.00	 835.75	 2,940.00
Benefit Hours Taken	159.25	577.25	114.00	515.50
 TOTAL ACCOUNTABLE STAFF HOURS	 667.50	 2,337.75	 721.75	 2,424.50
 PERMANENT PART-TIME				
Total Regular Hours Available	0.00	0.00	0.00	0.00
Total Comp Time Available	0.00	0.00	0.00	0.00
Total Overtime Hours	0.00	0.00	0.00	0.00
Total Bonus Hours	0.00	0.00	0.00	0.00
 TOTAL HOURS AVAILABLE	 0.00	 0.00	 0.00	 0.00
Benefit Hours Taken	0.00	0.00	0.00	0.00
 TOTAL ACCOUNTABLE STAFF HOURS	 0.00	 0.00	 0.00	 0.00
 TEMPORARY				
Total Regular Hours Available	0.00	0.00	0.00	0.00
Total Overtime Hours	0.00	0.00	0.00	0.00
 TOTAL HOURS AVAILABLE	 0.00	 0.00	 0.00	 0.00

UTILITY 3C

Utility Division

	FYE 16		FYE 15	
	SEPTEMBER	YTD	SEPTEMBER	YTD
PERSONNEL HOURS - FULL TIME				
Total Regular Hours Available	2,240.00	7,224.00	1,920.00	6,464.00
Total Comp Time Available	3.75	37.25	0.50	9.50
Total Overtime Hours	63.00	262.00	39.00	341.75
Total Bonus Hours	0.00	0.00	0.00	0.00
Total Furlough Hours	0.00	0.00	0.00	0.00
TOTAL HOURS AVAILABLE	2,306.75	7,523.25	1,959.50	6,815.25
Benefit Hours Taken	273.25	864.25	230.75	592.00
TOTAL ACCOUNTABLE STAFF HOURS	2,033.50	6,659.00	1,728.75	6,223.25
PERMANENT PART-TIME				
Total Regular Hours Available	0.00	0.00	0.00	0.00
Total Comp Time Available	0.00	0.00	0.00	0.00
Total Overtime Hours	0.00	0.00	0.00	0.00
Total Bonus Hours	0.00	0.00	0.00	0.00
TOTAL HOURS AVAILABLE	0.00	0.00	0.00	0.00
Benefit Hours Taken	0.00	0.00	0.00	0.00
TOTAL ACCOUNTABLE STAFF HOURS	0.00	0.00	0.00	0.00
TEMPORARY				
Total Regular Hours Available	0.00	0.00	0.00	0.00
Total Overtime Hours	0.00	0.00	0.00	0.00
TOTAL HOURS AVAILABLE	0.00	0.00	0.00	0.00

Office Services

	FYE 16		FYE 15	
	SEPTEMBER	YTD	SEPTEMBER	YTD
PERSONNEL HOURS - FULL TIME				
Total Regular Hours Available	320.00	1,120.00	320.00	1,120.00
Total Comp Time Available	0.00	0.00	0.00	0.00
Total Overtime Hours	0.00	0.00	0.00	10.75
Total Bonus Hours	0.00	0.00	0.00	0.00
Total Furlough Hours	0.00	0.00	0.00	0.00
TOTAL HOURS AVAILABLE	320.00	1,120.00	320.00	1,130.75
Benefit Hours Taken	39.00	153.00	51.50	131.50
TOTAL ACCOUNTABLE STAFF HOURS	281.00	967.00	268.50	999.25
 PERMANENT PART-TIME				
Total Regular Hours Available	0.00	0.00	0.00	0.00
Total Comp Time Available	0.00	0.00	0.00	0.00
Total Overtime Hours	0.00	0.00	0.00	0.00
Total Bonus Hours	0.00	0.00	0.00	0.00
TOTAL HOURS AVAILABLE	0.00	0.00	0.00	0.00
Benefit Hours Taken	0.00	0.00	0.00	0.00
TOTAL ACCOUNTABLE STAFF HOURS	0.00	0.00	0.00	0.00
 TEMPORARY				
Total Regular Hours Available	0.00	0.00	0.00	0.00
Total Overtime Hours	0.00	0.00	0.00	0.00
TOTAL HOURS AVAILABLE	0.00	0.00	0.00	0.00

Drive-up Window and Mail Payments

	FYE 16 SEPTEMBER	FYE 15 SEPTEMBER
Mail Payments - Lockbox	19,430	20,491
Mail Payments - Office	241	338
Mail Payments - Subtotal	19,671	20,829
Night Deposit	505	565
Click-to-Gov Payments	4,349	3,335
IVR Payments	1,430	1,734
Without assistance payments - Subtotal	6,284	5,634
Drive-up window & inside counter	2,523	2,660
Credit Card machine payments (swipe)	803	808
Credit Card machine payments (phone)	424	483
With assistance payments - Subtotal	3,750	3,951
Total Payments Processed - Subtotal	29,705	30,414
Bank Draft (ACH) Payments	7,166	7,426
Total Payments (Utility)	36,871	37,840
Total Convenience Fees - all Payments	6,581	6,296
Grand Total Payments	43,452	44,136

Traffic Counter at Drive-up Facility

Night Drop *	700	740
8-5 Drive-up Window Customers *	5,281	5,033
Total Traffic Counter	5,981	5,773

* These figures are included in the above Total Customer Contact Payments.

Meter Reading Division

	FYE 16		FYE 15	
	SEPTEMBER	YTD	SEPTEMBER	YTD
Number of Meters Read	49,428	132,028	38,075	115,230
New Service	787	2,857	1,310	5,657
Request for Termination	783	2,861	1,197	5,158
Delinquent On(s)	210	281	273	804
Delinquent Offs	417	600	409	1,281
Collect Deposit Tags Hung	208	338	50	106
Collect Deposit Cut Offs	116	151	2	6
Blue Tags	15	26	5	24
Number of Meters Re-read	1,677	5,640	1,795	5,243
Meters Cleaned	34	108	29	212
Customer Assists	42	122	41	223
Meters Pulled	0	0	0	2
Meters Re-set	0	0	0	2
TOTAL	53,717	145,012	43,186	133,948

Utility Division Activity Report

	FYE 16		FYE 15	
	SEPTEMBER	YTD	SEPTEMBER	YTD
STATUS REPORT				
Regular Utility Accounts Billed	40,555	122,069	36,414	108,747
New Ons	923	3,287	1,008	3,061
Final Accounts Billed	713	2,801	666	2,857
TOTAL ACCOUNTS BILLED	42,191	128,157	38,088	114,665

FIRE DEPARTMENT

4

**NORMAN FIRE DEPARTMENT
MONTHLY PROGRESS REPORT
September, 2015**

FIRE PREVENTION DIVISION ACTIVITIES

Inspections	217/ 204.5 staff hours
Re-Inspections	79/ 63.5 staff hours
Residential Inspections	0
Smoke Detector Batteries	23/18.5 staff hours
Plan/Platt Review	51/ 70 staff hours
Company Inspections	0
Re-Inspections	0
Total Inspections	296/268 staff hours
Request for Service (Plan review unscheduled, site inspection burn sites, special events, citizen complaints)	
Code Violation Complaints	103/132 staff hours
Training (hours)	13/ 24 staff hours
Fire Education Classes	17/51 staff hours
Investigations	4/12 staff hours
Investigative Activities	29/50.5 staff hours
Miscellaneous/Special	

**NORMAN FIRE DEPARTMENT
MONTHLY PROGRESS REPORT
September 2015**

FIRE SUPPRESSION DIVISION ACTIVITIES

Incident Response Type Summary

Type	Count	% of Incidents	
Fire	30	2.65%	
Overpressure Rupture, Explosion, Overheat - no fire	1	0.09%	
Rescue & Emergency Medical Service Incidents	792	69.9%	
Hazardous Conditions (No Fire)	29	2.56%	
Service Call	65	5.74%	
Good Intent Call	134	11.83%	
False Alarm & False Call	81	7.15%	
Severe Weather & Natural Disaster	0	0 %	
Special Incident Type	0	0.09%	
Incomplete Reports & Reports That Have Not Imported	0	0%	
Total Incident Count	1132		
Total Fire Loss			\$20,540

Average Response Times

	Number of Calls	Average Time
Station #1	213	4:48
Station #2	164	5:22
Station #3	245	6:04
Station #4	118	5:25
Station #5	53	8:26
Station #6	44	7:29
Station #7	116	5:41
Station #8	52	5:03
Station #9	127	5:55

EMERGENCY MANAGEMENT DIVISION ACTIVITIES

Emergency Management Discipline

Comments: Sept 2015

Mitigation:	
Siren System	96%, One being replaced, two pending parts
Red Cross Safe Room Grant	170 of 208 installed
Mitigation Grant	196 of 406 installed
Preparedness:	
1-Sep	Multiple Sclerosis Bike Ride Planning call
2-Sep	Local Emergency Preparedness Committee
10-Sep	Response Volunteer Meeting
12-Sep	Amateur Radio Meeting
14-Sep	OU Safety Fair
17-Sep	Central Emergency Managers Meeting
24-Sep	OK Medical Reserve CORPS Coordinators Call
25-Sep	Web Site Planning
26-Sep	MS Bike Ride Support
Response:	
Recovery:	
Disaster Recovery Ongoing	DR-4222-OK

HUMAN RESOURCES

5

HUMAN RESOURCES
Monthly Report
September, 2015

ADMINISTRATION/LABOR RELATIONS

A. Administrative

- Met with insurance consultants and vendors to discuss a near-site clinic
- Attended two fitness for duty meetings – Planning, Line Maintenance
- Met with NRH representatives to discuss service issues
- Attended a pre-disciplinary meeting for an employee in the Police Dept.
- Discussed mandated prescription changes with Envision Rx
- Attended annual Gallagher Benefit Services Seminar

B. Grievances (active AFSCME and Non-Union)

- AFSCME Grievance FYE16-03 - Boensch (Fleet) - termination
- AFSCME Grievance FYE15-07 - Raney (Streets) – Crew assignment
Grievance meeting to be held upon employee's return from OJI
- Non-Union Grievance FYE15-01 – Borcharding (Municipal Court) – termination
- AFSCME Grievance FYE14-06 - Green (Sewer Line Maint.) – termination
Arbitrator ruled for employee, settlement still pending.

C. Collective Bargaining

- Prepared and provided the updated FYE16 collective bargaining agreement to the City Manager and the FOP President for signatures

D. Administrative Support

- Processed Monthly Department Report
- Compiled and distributed September 2015 City Newsletter
- Coordinated details for the United Way Cookout/Bake Sale event
- Began preparations for Employee Recognition Ceremony (January)
 - Compiled eligible employee recognition list
 - Contacted vendors for venue and food quotes
 - Compiled Guest Speaker list for Director to review
- Processed invoices and reconciled expense accounts
- Attended I.T. Steering Committee Meeting
- Finalized 2016 FOP Contract and prepared for distribution

BENEFITS

- Processed transactions for Life, Health/Dental and Supplemental Insurance Plans
- Conducted six (6) new employee orientations
- Distributed flyers for supplemental plans presentations to each employee
- Weekly Service call with Meritain Health (Health Insurance Third Party Administrator)
- Attended meeting with Gallagher Benefit Services and Norman Physician Hospital Organization (NPHO)
- Attended annual Gallagher Benefit Services Seminar
- Responded to 68 benefit/wellness inquiries

COMPENSATION

The following personnel actions were processed:

Ten (10) employees hired:

- 1 – City Clerk/Custodial – Custodian (PPT)
- 2 – IT – System Support Technicians
- 1 – Utilities/Water Reclamation – Water Lab Intern (PPT)
- 2 – Utilities/Water Line Maintenance – Maintenance Worker I
- 2 – Police – (1) Property Custody Officer and (1) Communications Officer
- 2 – Parks and Rec/Recreation – (1) Recreation Leader I (PPT) and (1) Special Instructor II (PT)

Fifty-six (56) employees separated employment from the City of Norman:

- 1 – Public Works/Fleet – Mechanic I
- 1 – Utilities/Admin – Utilities Inspector
- 1 – Utilities/Sanitation – Sanitation Worker II
- 3 – Police – (2) Police Sergeants and (1) Police Officer
- 1 – City Clerk/Custodial – Custodian (PPT)
- 1 – Utilities/Water Treatment – Laborer (PT)
- 1 – Utilities/Water Reclamation – Lab Manager
- 47 – Parks and Rec/Recreation – (1) Recreation Leader I (PPT), (21) Umpires (PT), and (25) Pool employees (PT)

Seven (7) employees promoted:

- 3 – Utilities/Sewer Line Maintenance – Maintenance Worker II
- 4 – Fire – (2) Fire Driver Engineers and (2) Fire Captains

COMPENSATION/BENEFIT SURVEYS

Conducted a compensation survey regarding Communications Officers/Call Takers and a compensation survey regarding Public Safety Information Officer.

RECRUITMENT

Accepted applications for the following positions:

- Temporary Laborer (PT), Utilities/Water Reclamation Facility
- Maintenance Worker I, Utilities/Water Line Maintenance
- Call Taker (PPT), Police/Emergency Communications Bureau
- Temporary Laborer (PT), Parks & Recreation/Westwood Golf Course
- Special Instructor I (PT): After School Instructor, Parks & Rec/Recreation
- Custodian (PPT), City Clerk
- Sanitation Worker I, Utilities/Sanitation
- Registered Veterinary Technician, Police/Animal Welfare
- Crime Analyst I, Police/Investigations
- Laboratory Intern (PPT), Utilities/Water Treatment Plant
- Plans Examiner II, Planning Department
- Parks Superintendent, Parks & Recreation/Park Maintenance
- Parking Service Officer (PPT), Police Department
- Deputy Marshal (PT), Municipal Court
- Tennis Shop Attendant (PT), Parks & Recreation/Recreation
- GIS Utilities Analyst, Utilities/Administration
- Utilities Inspector, Utilities/Administration
- Auto Service Technician, Public Works/Fleet Management
- Mechanic I, Public Works/Fleet Management
- Aerobics Instructor (PT), Parks & Recreation/Recreation
- Recreation Leader (PPT) Whittier, Parks & Recreation/Recreation
- Recreation Leader (PPT) Irving, Parks & Recreation/Recreation

Recruitment & Hiring Statistics:

Contacts/Inquiries		Selection Process Elements	
In Person	405	Written Exams	1
Phone	500	Practical Testing/Assessment Center	1
Mail	270	Panel Board Interviews	8
Email	190	Promotions	3
Total Subscribers on E-mail Vacancy List	2,013	Oral Interviews	7
Total Visits to City of Norman HR website	4,273	Hiring/Promotion Board	0

Hiring Statistics		Recruitment Statistics	
Pre-Employment Background Investigations	14	Advertisements Placed	9
Pre-Employment Drug Screens	9	Applications Received	89
Pre-Employment Physicals	7	Job Announcements Emailed	26
Pre-Employment OSBI	7	Job Announcements to CON Depts.	294

TRAINING AND DEVELOPMENT

Conducted training for six (6) new employees on the topics of Workplace Harassment, Workplace Violence, Customer Service and Ethics.

Conducting needs assessment for computer software application training and admin tech training.

SAFETY

Safety Activities during September, 2015:

- Safety meetings were held at City of Norman facilities and the topics covered were “AED Response Training and Intersection Safety”. (12 meetings total with walkthrough inspections)
- 5 minute safety talks were sent to all facilities each week
- Conducted six (6) new employee orientations
- Held two (2) Safety Committee meetings
- Held five (5) Return to Work Meetings (Line Maintenance, Parks Maintenance, and three (3) for the Fire Department)
- Five (5) employees were trained and certified in Confined Space Rescue

Recordable Injuries – 6

Dept./Division	Nature of the injury	Activity	Prognosis
Police Dept.	Left Ankle Sprain	Employee was walking in heels and fell twisting her ankle.	Minor Medical Care Returned to Work with Restrictions
Parks & Recreation/Park Maintenance	Middle Back Strain	Employee was weed eating on a steep hill when he fell and landed on the engine of the weed eater striking his middle back area.	Minor Medical Care Returned to Work with Restrictions
Fire Department	Right Knee Sprain	Employee was walking up the stairs when he missed a step and twisted his right knee.	Minor Medical Care Returned to Work with Restrictions
Utilities/ Sanitation	Upper Left Side Strain	Employee lifted heavy trash can of lumber and experienced pain on left side 2 hours later.	Minor Medical Care Returned to Work with Restrictions
Public Works/ Streets	Lower Back sprain	Employee was shoveling sand and felt a sharp pain in lower back.	Minor Medical Care Returned to Work with Restrictions
Parks & Recreation/ Recreation	Exposure to Natural Gas	Employee was exposed to natural gas due to a leak in the stove gas line.	Minor Medical Care Returned to Work

Cumulative number of Recordable Injuries per year, 2015 is total year to date:

2015	2014	2013
40	75	96

Vehicle Collisions - 0

Division	Description of Collision	Status

--	--	--

**Cumulative number of “AT FAULT” Vehicle Collisions of the indicated year:
(2015 is total year to date)**

2015	2014	2013	2012	2011	2010
4	10	23	15	18	34

CITY OF NORMAN

Information Technology Department Monthly Report –September 2015.

Working projects for the IT Department are as follows:

Project	Description/improvement anticipated	Status
New World equipment upgrades and configuration working with vendor for completion.	Improved reliability of connectivity and speed for mobile users in the public safety sector.	Complete
Water Treatment Facility Fiber connectivity	This will replace the existing network connections with fiber connectivity which will greatly enhance speed and help to complete our connectivity to remote sites. There is a cost savings initiative and partnership with Cleveland County.	In Planning: Waiting on right-of-way
Water Reclaim Facility network closet construction and redundant cooling for equipment	Enhance our existing network infrastructure which is currently in a very high temperature environment which degrades the equipment life.	In Planning: Steve H and IT met on site with contractors, construction dimensions defined. Building Maintenance helping with AC assessment.
PD body camera and patrol car dash camera infrastructure build.	Introduces technology to help police officers and citizens with increased security by providing video and audio evidence on a case by case basis.	On Hold: Finalizing quotes with vendors for archive storage, Media Server Data Base built, building 3 caching servers for WiFi connectivity.
Fire suppression System for Main IT Datacenter in 201 Building C	Increases the safety and protection of city staff and the citizens investments by providing fire suppression in the city's main data center.	In Planning, working with Safety Manager - fully funded, Fire wall set between IT offices and server room

HR module installation for iSeries through SunGard.	Improved and automated process for hiring and recruiting employees.	iSeries Training of IT/HR staff complete - All new job postings as of Sept 1 2015 will utilize this new module. IT Adding link to Website
Genetec replacement for current access control system	Full replacement of old technology that increases security by providing centralized management of building access on a building by building basis.	In Planning: Working with Ross Engineering and City Clerk's office - scope for completion has increased
Document Image Scanning and Consolidated Printer/fax/copiers evaluation.	Cost savings for printer usage, reduced service calls for PC Techs, consolidated application use for various departments document image scanning.	In Planning - software presentation to various dept. reps Image Net present Laserphish in September
Brazos implementation for electronic citations	This new technology will work in conjunction with New World and will help expedite transactions when officers are issuing citations	Implementation complete to traffic in September, parking next
Legistar/Granicus Update	This update will fix issues that were introduced by the software vendor that effects older platforms.	In Planning: IT meeting with vendor in October
ATT U-verse implementation	This will provide Norman Citizens who subscribe to ATT U-verse as their cable provider the ability to watch city council, and other meetings	Quoting services
ERP Study and Consultant Selection	Process improvements for finance, purchasing, AR/AP, Courts, HR, Payroll, Personnel, and Permits Management through newer technology and business review process.	In Planning - met with persimmons group and Sciens consulting
Examining the possibility of Coordination with Norman Public Schools/ODOT/Cleveland County/OKC for EOC Redundant Data Center	Increased disaster recovery and hardened security for the City of Norman information systems in coordination with other entities in the Norman area.	In Planning: Regular meetings with City of OKC IT, NPS

Main Site data center upgrades	Necessary upgrades to current infrastructure are needed to enhance capabilities and continue with power saving and cooling efforts by reducing the amount of physical servers through virtualization.	In Planning
Website Rebuild/Redesign	Our current design is 5 years old. A new design will help boost our image, traffic, rankings, and leads. We also need a friendlier mobile device design.	In Planning
Active Directory/Domain Controller Upgrade	Current Operating system is MS 2003 and needs to be upgraded to MS 2008	2008 R2 installed prepping for Domain Controller Upgrades on 2 DC Servers
Wireless phone bills audit for cost savings.	Cost savings for telecommunications, waste elimination.	In Progress
Water tower and mono-pole contract negotiations.	Increased Revenue and compliance for water tower/cellular mono-pole leases. Repair requirements.	Ongoing
IT main computer room return air system improvements.	This will eliminate a "hot row" of air that currently taxes our main data center servers. If not addressed this "hot row" could cause server degradation and/or failure.	In Planning
Main Street Fiber to new traffic signal	Increases connectivity to control the new traffic signal at the main street I 35 bridge	In Planning
License Plate Reader System	Improves the ability to identify stolen vehicles and vehicles with outstanding citations.	When hardware is installed IT will install the client on PD selected PC
Credit Card installs at Rec Centers	Allow citizens to pay class fees, after school fees, etc. at the rec centers.	In Discussion
Phase II Animal Control facility improvements	Improved facility for Animals awaiting adoption. Communications and data processing improvements for City staff	In Development

Replace the Gray Street Parking pay stations	Existing pay stations in the Gray Street Parking Lot have been removed because of inactivity by current vendor. Revenue system has been rebid and we are currently seeking bid clarifications from two vendors. This will include a new revenue management system.	Implementation Underway
Installation of fiber optic cable along Cedar Lane Road from 12th Avenue SE to Classen Boulevard with switches at Classen Boulevard and a new signal at 12th Avenue SE.	Increase the coverage of traffic signals and the IT Fiber infrastructure	Construction is Underway

Support Tickets:

The IT department tracks work requests with a new software package called Spiceworks. **IT Table 1** below represents the number of support tickets closed by the IT Support Staff and those remaining open at the end of September 2015.

Mass Communications:

The following statistics represent email space and resource savings. 29 emails from the groups shown in the table below were sent from city servers using city resources – of those 23,611 were delivered to outside mailboxes for the month of September 2015. Basically the city generated mass communications of 21,611 messages from only 29 sent (see **IT Table 2**).

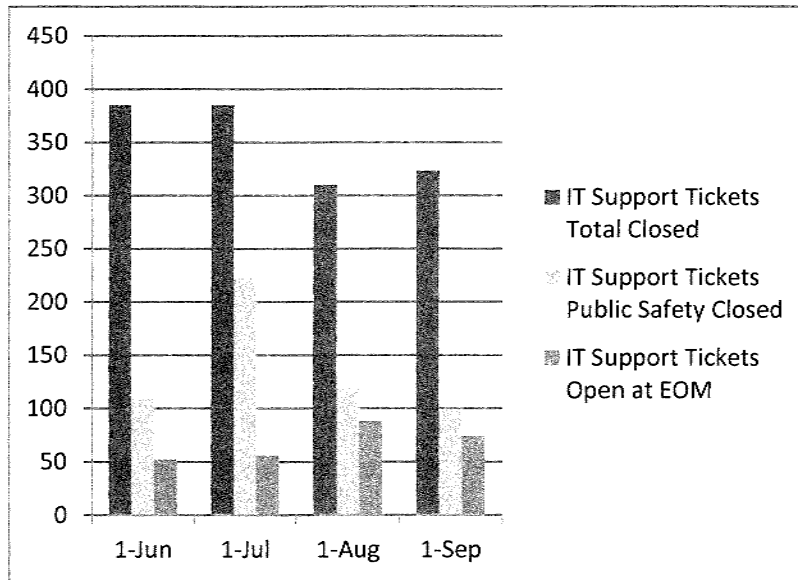
Email Security Appliance:

The City of Norman's IT Department has an email filter that has enhanced reporting and filtering capabilities that protect the City's systems from malicious attacks from the outside. IT had a total of 750,261 attempted incoming and 49,639 outgoing messages for the month of September. 605,065 of the incoming messages were considered Spam or hazardous e-mails and were quarantined or filtered (see **IT Table 3**). Without the email filter our email server would have received that much additional mail which increases waste and decreases valuable storage space. Additionally the filter kept city employees from being bombarded with spam and potentially harmful emails.

Web Site:

The City of Norman's web site is hosted, updated, and maintained by the IT Department. In the month of September 2015 the City of Norman's web site had 89,391 individual web sessions access the web site for a total of 186,866 total page views. Of those sessions 51,824 were identified as New Users to view content on the City web site.

I.T. Table 1



I.T. Table 2

September LIST SERVER REPORT			
Group	Active Members	Mailings	Total Delivered
Affirmative Action Group	14	2	26
Job Posting	1986	2	3952
Norman News	950	20	18810
Police - Animal Welfare Volunteers	42	0	0
Police – Citizens' Academy	82	0	0
Police – Neighborhood Watch	105	0	0
Public Works Consultants	134	0	0
Westwood Golf	710	1	704
Westwood Golf Members	15	0	0
Westwood Men's Clinic	15	1	15
Westwood Men's Golf Assoc.	75	1	75
Westwood Women's Clinic	25	1	25
Westwood Women's Golf Assoc.	4	1	4
Totals	4157	29	23611



I.T. Table 3

EMAIL SECURITY APPLIANCE

01 Sep 2015 00:00 to 30 Sep 2015 23:59 (GMT -05:00)

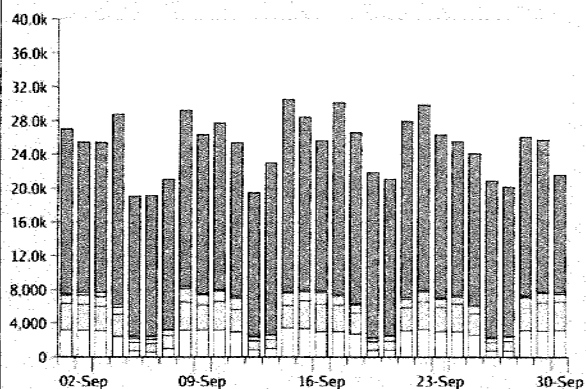
Executive Summary

mail.ci.norman.ok.us

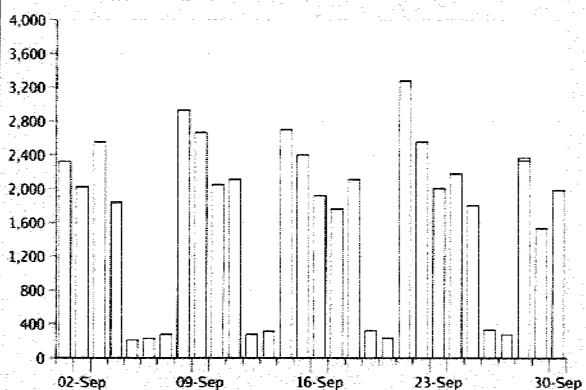
01 Sep 2015 00:00 to 30 Sep 2015 23:59 (GMT -05:00)

Data in time range: 100.0 % complete

Incoming Mail Graph



Outgoing Mail Graph



Incoming Mail Summary

Category	Percentage	Messages
Stopped by Reputation Filtering	76.1%	570,672
Stopped as Invalid Recipients	0.8%	5,743
Spam Detected	3.8%	28,277
Virus Detected	0.0%	127
Stopped by Content Filter	0.0%	246
Total Threat Messages:	80.6%	605,065
Marketing Messages	9.8%	73,491
Clean Messages	9.6%	71,705
Total Attempted Messages:		750,261

Outgoing Mail Summary

Category	Percentage	Messages
Spam Detected	0.0%	0
Virus Detected	0.0%	0
Stopped by Content Filter	0.3%	130
Clean Messages	99.7%	49,509
Total Messages Processed:		49,639

Category	Percentage	Messages
Hard Bounces	2.0%	968
Delivered	98.0%	48,617
Total Messages Delivered:		49,585

mail.ci.norman.ok.us - 01 Oct 2015 00:00 (GMT -05:00)

MONTHLY REPORT - LEGAL DEPARTMENT
September 2015 Report
(Submitted October 9, 2015)

MONTHLY HIGHLIGHTS:

Mayes v. Rosenthal, et al., Case No. CJ-2015-974 JV

This case was filed on August 28, 2015, against Mayor Rosenthal and the City. It was served on Mayor Rosenthal on September 7, 2015, and the City on September 9, 2015. The case arises out of an alleged violation of the City's Council Ethics Ordinance - § 2-103. Defendants moved to dismiss the case on September 11, 2015. On September 30, 2015, Mr. Mayes voluntarily dismissed the case without prejudice. This case will no longer appear on the monthly report.

LIST OF PENDING CASES:

UNITED STATES COURT OF APPEALS FOR THE TENTH CIRCUIT

UNITED STATES DISTRICT COURT, EASTERN DISTRICT OF NEW YORK

In re Payment Card Interchange Fee and Merchant Discount Antitrust Litigation, Case No. 05-MD-01720 (JG)(JO)

UNITED STATES DISTRICT COURT

Ashton Grove, et al. v. City of Norman, CIV-10-1002 W (K, B)

Ashton Grove, et al. v. City of Norman, CIV-12-234 W (K, B)

Holloway v. City of Norman, CJ-2013-566 D; CIV 13-01204 (K, B)

On September 14, 2015, Mr. Holloway moved the court to reconsider its ruling that Mr. Holloway was not seized. This case will remain on the Monthly Report until this issue is resolved.

OKLAHOMA SUPREME COURT / COURT OF CIVIL APPEALS

Nees, et. al v. Ashton Grove. L.C., et al., CJ-2006-313 L; DF 106979 (K)

Oklahoma Association of Broadcasters v. City of Norman, et al., SD-113913; CJ-2014-1360 TB (K, B)

COURT OF CRIMINAL APPEALS – None pending

OTHER COURTS

MBS Surety Agency v. AT&T, Circuit Court of the City of St. Louis, Case No. 1222-CC09746

CLEVELAND COUNTY DISTRICT COURT

A. *General Lawsuits*

AFSCME, Fox, and Green v. City of Norman, CV-2015-267 JV

Armstrong v. City of Norman, CJ-2012-1638 (W)

Ashton Grove v. City of Norman, CJ-2012-262-TL (K)

This case was removed to federal court. See Ashton Grove, et al. v. City of Norman, CIV-12-234 W (K) *supra*.

City v. Haddock, CV-2010-357 TS (S, K)

City v. IAFF, CV-2011-48 L; DF-109447 (P, K)

City v. Komiske, Cobblestone Creek Management Company, et al, CV-2012-748 (K, W)

Easley, Kevin v. City of Norman, CV-2012-346 L (K, B)

Easley, Kevin v. City of Norman, CJ-2015-304 (K, B)

Fabian v. City of Norman, et al., CJ-2013-1388 W (K)

FOP Lodge 122 v. City of Norman & Gambill, CJ-2005-112 L (K)

FOP/IAFF/AFSCME v. Okla. Dept. of Labor and City of Norman, CJ-2005-1170 L (K)

These two FOP cases are dormant. They remain open until the Court issues a Show Cause Order.

FOP v. City of Norman, CV-2011-876 L (K)

McCarver, Darius v. City of Norman, CJ-2013-128 (K, B)

Red Cliff v. Norman Utilities Authority, CJ-2013-1223 (K, M)

Rogers, Kody v. City of Norman, CJ-2014-1116

Hamoush v. City of Norman, SC 2013-3366 (K, B)

Walling v. Norman Regional Health System, et al, CJ-2014-874 (K)

Young v. City of Norman, CJ-2006-819 BH (K)

B. Condemnation Proceedings

The following condemnation cases were filed by the City on May 5, 2015, with regard to the West Lindsey Street project. Along with the defendant property owners, the Cleveland County Treasurer and Commissioners were named. In each case, the Treasurer and Commissioners have entered their disclaimers.

City of Norman v Big Dog Properties, LLC, et al; CV-2015-666 TB; Report of Commissioners entered July 6, 2015; Defendant's Demand for Jury Trial filed September 4, 2015

City of Norman v Chastain Oil Company, a Corporation, et al; CV-2015-677 W; Report of Commissioners entered July 6, 2015; Defendant's Demand for Jury Trial filed August 5, 2015

City of Norman v Historic Berry Farms, LLC, et al; CV-2015-674 TS; Report of Commissioners entered July 6, 2015; Defendant's Demand for Jury Trial filed September 21, 2015

City of Norman v KFC U.S. Properties, Inc., a Delaware Corp., et al; CV-2015-669 V; Report of Commissioners entered July 6, 2015

City of Norman v B. Chris Mayes Revocable Trust, et al; CV-2015-679 W; Report of Commissioners entered July 6, 2015; Defendant's Demand for Jury Trial filed September 4, 2015

City of Norman v TABU Property IV, LLC, et al; CV-2015-670 TB; Report of Commissioners entered July 6, 2015

City of Norman v West Lindsey Center Investors, LLC, et al; CV-2015-671 W; Report of Commissioners entered July 6, 2015; Defendant's Demand for Jury Trial filed September 1, 2015

C. *Lawsuits involving a City claim/interest in Property, Foreclosure Actions, and Applications to Vacate*

Bank of America NA v. Jessica Baker, et al., CJ-2012-696
U.S. Bank National Association v. Suzanne M. Hames, et al., CJ-2013-1180
Mortgage Clearing Corporation v. Ursula A. Daly, et al., CJ-2013-740L
Mortgage Clearing Corporation v. Wilson S. Doiron, et al., CJ-2014-1459
Lakeview Loan Servicing, LLC v. Dustin Franks, et al., CJ-2015-302
Ventures Trust v. John C. Green, et al., CJ-2015-773

D. *Municipal Court Appeals*

Musgrove v. City of Norman, CM-2015-324 (S, B)

E. *Small Claims Court*

Hamoush v. City of Norman, SC 2013-3366 (K)
This case has been consolidated with Rogers v. City of Norman, Case No. CJ-2014-1116 TS and transferred to the Cleveland County District Court's CJ docket.
Latham v. City of Norman, Case No. SC-2014-3027 (K)

F. *Board of Adjustment Appeals*

LABOR / ADMINISTRATIVE PROCEEDINGS

None.

A. *Grievance & Arbitration Proceedings (B, K)*

This office has assisted with the following grievances:

AFSCME Grievance FYE10-06 – (AFSCME - Contract Labor). Arbitration was requested but not initiated by Union. It will not appear on future reports unless the Union peruses arbitration.

AFSCME Grievance FYE 14-06 – (Green Termination)

IAFF Grievance FYE14 – (Time Exchange)

IAFF Grievance FYE14 – (Bobby Smith Time Exchange)

IAFF Grievance FYE 15 – (Instructions for Reporting in Sick)

IAFF Grievance FYE 15 – (Bobby Smith Discipline)

IAFF Grievance FYE 15 – (CAD Procedures)

IAFF Grievance FYE 15 – (Posting of Eligibility List)

IAFF Grievance FYE 15 – (Hazmat Physicals - Nuclear Stress Test)

B. *Public Employees Relations Board (PERB)*

FOP Lodge 122 v. City of Norman, Case No. 2015-ULPC-548

This ULP was filed on August 26, 2015. It arises out of the Norman Police Department's physical assessment program.

C. Equal Employment Opportunity Commission (EEOC)

Robert Green v. City of Norman, EEOC Charge No. 564-2015-00286

D. Contested Unemployment Claims (OESC)

MEDIATION PROGRAM

For the month of September, 2015, the Early Settlement Norman Mediation Program accepted 31 new cases and closed 47 cases. The number of mediations conducted in September, 2015 was 6.

MUNICIPAL COURT PROSECUTIONS

This chart represents the cases prosecuted by the City Attorney's Office in the Municipal Criminal Court through September 30, 2015. The chart does not represent those cases disposed of prior to Court through actions of the City Attorney and the Court.

Month	<u>ADULT CASES</u>			<u>JUVENILE CASES</u>			<u>COURT SESSIONS</u>		
	FYE 14	FYE 15	FYE 16	FYE 14	FYE 15	FYE 16	FYE 14	FYE 15	FYE 16
JULY	478	548	550	30	40	48	16	16	15
AUG	460	795	501	55	32	46	17	15	14
SEPT	450	684	467	40	25	30	14	8	11
OCT	497	711		52	46		16	17	
NOV	456	437		58	21		12	10	
DEC	413	491		84	46		13	12	
JAN	551	668		46	39		14	16	
FEB	632	507		49	33		12	12	
MAR	634	493		40	42		12	10	
APR	651	669		38	76		15	19	
MAY	548	436		57	20		12	9	
JUNE	734	515		49	54		13	11	
TOTALS / YTD	6,504	6,954	1,518	598	474	124	166	155	40

WORKERS' COMPENSATION COURT

The total number cases pending are 27. During the month of September 2015, there was one additional case filed. There were no Court Awards or Settlements that went to Council for approval. One Court Order was received during the month, but appealed by opposing Council. The remaining cases are proceeding in active litigation in the Workers' Compensation Court of Existing Claims & Workers' Compensation Commission. The current breakdown of pending Workers' Compensation cases by work area have been reviewed and updated for accuracy is as follows:

DEPARTMENT	DIVISION	PENDING CASES	FYE16	FYE15 CASES	FYE14 CASES	FYE13 CASES	FYE12 CASES
Finance						1	
Fire	Suppression	8	1		9	11	10
IT	Tech Support						
Municipal Court	Court Officer	1			1		
Parks/Rec.	Park Maintenance	1	1	1	1		1
Planning	Development Services	1		1			
Police	Patrol	5		3	2	3	
Police	Administration	3		2			2
Public Works	Street Maintenance	1	1		1	3	
Public Works	Traffic Control						2
Public Works	Vehicle Maintenance	0		1			
Public Works	Storm Water	1		2		2	
Utilities	Line Maintenance			1	1		1
Utilities	Sanitation	6		4	1	1	1
TOTALS		27	3	15	16	21	15

List of Pending Cases (S)

Amason, Amber v. City of Norman, WCC 2012-12306 K

(Police, Patrol, MPO, Intestinal)

Blalock, Rick v. City of Norman, WCC 2009-08466 H

(Utilities, Sanitation, SWI, Back, Neck, Depression)

Borcherding, Alan ("Kent") v. City of Norman, WCC 2014-05125Q

(Municipal Court, Admin., Court Officer; R. Shoulder, Neck)

Cecil, Gary v. City of Norman, WCC 2007-04745 A

(Fire, Suppression, Firefighter, R. Knee Aggravation of Pre-Existing Injury, Depression, L. Foot, Back, Consequential injury to L. Shoulder/Arms/Knee, Both Hips, Neck)

Cochran, Marcus v. City of Norman, CM 2013-13012 F

(Fire, Suppression, Firefighter, L. Shoulder, L. Hip, Back)

Condit, Shelby v. City of Norman, WCC 2014-10691 R

(Police, Emerg. Commun., Call Taker, Both Arms, Bilateral Hands)

Crawford, Hugh L. v. City of Norman, WCC 2011-11738 L

(Fire, Suppression, Firefighter, Lungs)

Crawford, Hugh L. v. City of Norman, WCC 2011-11741 Q

(Fire, Suppression, Firefighter, Spine, Neck, L. Arm, L. Shoulder)

Grady, Thomas J. v. City of Norman, WCC 2014-05405 A

(Utilities, Sanitation, SWII, R. Foot)

Hale, Michael G. v City of Norman, CM 2015-00702 H

(Planning, Dev. Svcs., Bldg. Insp., L. Shoulder, Arm)

Helm, Mark v. City of Norman, WCC 2007-07137 A

(Fire, Suppression, Firefighter, Multiple)

Houser, Jason v. City of Norman, CM 2015-02888 Y

(Police, Patrol, MPO, R. Wrist)

Houser, Jason v. City of Norman, WCC 2015-02969 A

(Police, Patrol, MPO, L. Knee)

Kizzia, Derrald v. City of Norman, WCC 2015-05508 F

(Parks/Rec, Park Maintenance, HEO, Hearing Loss, Tinnitus, Ears)

Koscinski, Chris v. City of Norman, CM 2015-06363 K

(Fire, Suppression, Firefighter, Heart Cardiovascular)

Lake, Stephanie M. v. City of Norman, WCC 2014-11262 J

(Police, Emerg. Commun., Commun. Officer, Hands, Arms, Shoulders, Neck)

Nation, Tabitha v. City of Norman, WCC 2014-04282 L

(Police, Admin., PSO, L. Shoulder)

Raney, Jeremy v. City of Norman, WCC 2015-05518 L

(PW, St. Maintenance, HEO, Lumbar Spine)

Robertson, Kellee v. City of Norman, WCC 2010-13896 F

(Police, Narcotics, MPO, Respiratory System/Lungs, Circulatory System Organs of the Body and Whole Person)

Simpson, Jason v. City of Norman, WCC 2013-05574 J

(Police, Patrol, MPO, Back, Neck, Head, Consequential Psychological Overlay)

Suchy, Tim v. City of Norman, WCC 2013-11624 J

(Fire, Suppression, Firefighter, Lungs)

Suchy, Tim v. City of Norman, WCC 2013-13117 X

(Fire, Suppression, Firefighter, Back)

Tillman, Daniel A. v. City of Norman, CM 2015-01499 A

(Utilities, Sanitation, SWI, Back)

Williams, Scottie v. City of Norman, WCC 2015-04405 K

(Utilities, Sanitation, Util. Supervisor, Neck)

Williams, Scottie v. City of Norman, WCC 2015-04406 Q

(Utilities, Sanitation, Util. Supervisor, Back)

Williams, Scottie v. City of Norman, WCC 2015-04408 A

(Utilities, Sanitation, Util. Supervisor, L. Shoulder)

Woods, Arthur v. City of Norman, WCC 2014-08679 F

(PW, Storm Water, HEO, R. Shoulder, Body)

SPECIAL CLAIMS

The following is a breakdown of the Special Claims activity through September, 2015.

<u>DEPARTMENT</u>	<u>FYE 16 Month</u>	<u>FYE 16 YTD</u>	<u>FYE 15</u>	<u>FYE 14</u>	<u>FYE 13</u>
Animal Control					
City Clerk					
Code Enforcement			1		
PW-Engineering		2	1	2	2
Finance (meter covers)					
Fire			1		1
Fleet			1		
Human Resources				1	
Legal					
Utilities-Sewer & Line Maintenance		1	9	6	11
Parks			5		2

Planning					
Police		2	10	11	9
Public Works-Traffic			5	4	4
Road & Channel		1		2	
Utilities-Sanitation	2	5	15	19	7
Streets		3	4	5	7
Utilities		1	2	13	3
Utilities-Waste Water (runoff water)					
Other		1	6		
TOTAL CLAIMS	2	16	60	63	46

<u>CURRENT CLAIM STATUS</u>	<u>FYE 16 TO DATE</u>	<u>FYE 15</u>	<u>FYE 14</u>	<u>FYE 13</u>
Claims Filed	16	60	63	46
Claims Open and Under Consideration	8	8	5	3
Claims Not Accepted Under Statute/Other	1	7	2	
Claims Paid Administratively	0	16	16	13
Claims Paid Through Council Approval	0	8	15	11
Claims Resulting in a Lawsuit for FY15	0		2	1
Claims Barred by Statute (No Further Action Allowed)	0	14	23	18
Claims in Denied Status (Still Subject to Lawsuit)	7	7	0	0

UNIVERSITY NORTH PARK TIF

First year assessments for the first University North Park Business Improvement District have been collected. These funds will be available to fund the maintenance of Legacy Park and Legacy Trail in FYE16.

EXPUNGEMENTS

The following represents a breakdown of the Expungement Requests considered by the City Attorney's Office through September 30, 2015.

MONTH	REQUESTS		COMPLETED	
	FYE16	FYE15	FYE16	FYE15
JULY	9	5	9	5
AUG	12	2	6	1
SEPT	7	10	6	2
OCT		8		5
NOV		6		5
DEC		9		3

Legal – September 2015 Monthly Report

October 9, 2015

Page | 8

JAN		12		9
FEB		8		7
MAR		13		8
APR		4		7
MAY		13		3
JUNE		11		5
TOTALS/YTD	28	101	21	60

MUNICIPAL COURT

8

**MUNICIPAL COURT
MONTHLY REPORT
SEPTEMBER - FY '16**

CASES FILED

	<u>SEPTEMBER</u>	<u>FY16</u>	<u>Y-T-D</u>	<u>SEPTEMBER</u>	<u>FY15</u>	<u>Y-T-D</u>
Traffic	1,392		3,147	1,430		5,017
Non-Traffic	286		965	433		1,286
SUB TOTAL	1,678		4,112	1,863		6,303
Parking	1,276		3,725	1,679		5,134
GRAND TOTAL	2,954		7,837	3,542		11,437

CASES DISPOSED

	<u>SEPTEMBER</u>	<u>FY16</u>	<u>Y-T-D</u>	<u>SEPTEMBER</u>	<u>FY15</u>	<u>Y-T-D</u>
Traffic	892		2,490	1,377		4,415
Non-Traffic	259		740	325		1,120
SUB TOTAL	1,151		3,230	1,702		5,535
Parking	851		2,817	1,324		4,050
GRAND TOTAL	2,002		6,047	3,026		9,585

REVENUE

	<u>SEPTEMBER</u>	<u>FY16</u>	<u>Y-T-D</u>	<u>SEPTEMBER</u>	<u>FY15</u>	<u>Y-T-D</u>
Traffic	\$112,193.10		\$349,208.10	\$144,114.00		\$457,397.00
Non-Traffic	\$ 43,159.40		\$151,271.80	\$ 53,264.00		\$168,252.00
SUB TOTAL	\$155,352.50		\$500,479.90	\$197,378.00		\$625,649.00
Parking	\$ 19,520.00		\$ 62,615.00	\$ 33,848.00		\$ 87,850.00
GRAND TOTAL	\$174,872.50		\$563,094.90	\$231,226.00		\$713,499.00

Juvenile Community Service Program

In September, 2015, juveniles provided 94 hours of community service worked through our Juvenile Community Service Program to various local, non-profit agencies. Of these hours, 16 hours valued at \$116.00 if paid at minimum wage were devoted to City of Norman projects.

PARKS AND RECREATION 9

Park Planning Activities September 2015

Sooner Theatre:

Contractors made improvements to the sign and marquee at the theatre. The old metal lettering on the marquee was stripped and repainted, and the stucco on the fascia and soffit were patched and re-painted. Also, the neon and lightbulb sign on the building was repaired by Dalmarc Sign Company (the company that built the sign). The repairs included replacing bulb sockets and ballasts that had stopped working and replacing the clock motors at the top of the sign.

Also, Texas Scenic was on-site in September to upgrade and repair all of the existing rigging over the stage. These projects completed several years of renovation projects that has included replacement of the theatre's HVAC system, improvements to the lighting in the main house, renovation of the box office exterior, the historic carpeting and woodwork in the facility, replacement of the theatre roof, replacement of all of the stage curtains and draping with new inherently fire rated material and improvements to the plumbing in the building. Their new season kicks off October 16th with "You're A Good Man, Charlie Brown". For more information, go to www.soonertheatre.org.



Saxon Park:

Downey Construction Company installed tin horns and made repairs to those areas of the cross country trail that were washed out by the spring and summer rains. The work also included some trail-side clearing by park maintenance crews.

Park Playgrounds:

Contractors finished installing the safety surfacing under the new equipment at Tull's Park playground to complete that project. Once that was done, the installation crew moved to Lions Park and McGeorge Park to repair the turf that was damaged by flooding and/or vandalism earlier this year.



Griffin Park:

Texoma Paving repaired, cleaned, seal coated and re-stripped the parking lot just south of the Dog Park entry road. We are also receiving bids to make extensive repairs to the dog park parking lot next month. During those repairs, we will encourage park users to utilize this newly-repaired parking lot when visiting the Dog Park, disc golf course and lake in the park.

SEPTEMBER 2015
RECREATION DIVISION
MONTHLY REPORT

Senior Citizens Center: We had 1028 seniors participate in activities at the center in September. Classes and activity attendance has increased now that summer is over and the seniors are not traveling as much. The exercise and bridge classes are still the most popular. The ceramics class is expanding and they are looking forward to the renovations getting ready to begin at the center.

Little Axe Community Center: The Head Start program is full with 18 children enrolled and has a waiting list. There were three facility rentals for the month. The food distribution for the month of September served 237 adults and 63 children for a total of 300 individuals being served. The Pioneer Library Service Statistics Report shows 256 units of service for the month of August. The remodel project for the center's kitchen began August 31st and is now 90% complete.

12th Avenue Recreation Center: Enrollment continued this month for the Adult Open Basketball leagues. The leagues will consist of Monday, Tuesday and Wednesday evenings divisions. Currently there are 18 teams signed up with over 126 individuals participating. League play will start October 1st. The center has begun selling "Mummy and Son" dance tickets. The event will take place at the center on Friday, October 30th. There will be two dances starting at 6:00pm and 8:00pm. Tickets are \$8 each.

Irving Recreation Center: We hosted our monthly Teens' Night Out program this month for tweens/teens in 6th-8th grade. Staff led our first Free Youth Disc Golf Clinic for boys & girls ages 9 & up which had 12 kids in attendance. Our monthly series of youth classes took place this month. In the new Make & Take building class kids made wooden birdhouses; in Kids in the Kitchen cooking class they made pastry pizzas and in the Paint & Play art class kids enjoyed painting wooden crafts. We held another Parents' Night Out event for kids ages 5-11 and started a new program, Lil' Bit Basketball, which is a skill building sport class for kids ages 3-5. There are 8 kids enrolled in this 4 week course.

Whittier Recreation Center: The registration period for Junior Jammer basketball ended in September with 49 teams and 420 entries. The league has 5-13 year old boys and girls participating with games being played at both Irving and Whittier Recreation Centers. Games will begin in October and will run through December and end with tournaments. The After School program enrollment is now at 25 with kids from Jackson, Truman and Truman Primary. Whittier added guitar lessons as a new class which began in September. Other classes at Whittier include Yoga, Body Sculpting, Clogging and Teams of Tomorrow (TOT) Basketball.

FACILITY ATTENDANCE:	Month	Year to Date
Senior Citizens Center (includes congregate meals)	2,315	6,076
Little Axe Community Center	1,167	4,979
12th Avenue Recreation Center	2,461	5,856
Irving Recreation Center	1,217	2,481
Whittier Recreation Center	859	5,460
Reaves Center	300	900
Tennis Center	3,126	9,435

**SEPTEMBER 2015
PARK MAINTENANCE DIVISION**

Park Maintenance crews prepared the Griffin Park Baseball/Softball fields for the fall playing season. Crews continued to monitor mosquito traps throughout the month and then removed the traps at the end of September for storage until next season. Routine mowing, weedeating, trash removal and restroom maintenance duties were performed.

SAFETY REPORT	FYE-16MTD	FYE-16YTD		FYE-15MTD	FYE-15YTD
On-The-Job Injuries	1	2		0	2
Vehicle Accidents	0	0		0	0
Employee responsible	0	0		0	0
ROUTINE ACTIVITIES	Total Man Hours MONTH-TO-DATE	YEAR-TO-DATE		Total Man Hours MONTH-TO-DATE	YEAR-TO-DATE
Mowing	373.00	1040.00		178.50	3286.50
Trim Mowing	756.00	2337.00		1249.50	1466.00
Chemical Spraying	130.00	164.00		72.00	72.00
Fertilization	0.00	0.00		0.00	8.00
Tree Planting	0.00	0.00		0.00	146.50
Tree & Stump Removal	47.00	127.00		92.00	420.50
Tree Trimming/Limb Pick-Up	154.00	305.00		154.00	1571.50
Restroom/Trash Maintenance	396.00	972.00		607.00	862.00
Play Equipment Maintenance	70.50	81.50		99.00	470.75
Sprinkler Maintenance	179.00	353.00		25.50	304.50
Watering	43.00	123.00		70.00	286.00
Grounds/Building Maintenance	108.50	111.50		52.25	82.25
Painting	0.00	0.00		0.00	0.00
Planning Design	0.00	0.00		0.00	56.00
Park Development	4.00	4.00		0.00	525.50
Special Projects	186.50	463.50		310.00	316.00
Nursery Maintenance	0.00	0.00		24.00	147.00
Flower/Shrub Bed Maintenance	15.00	39.00		37.50	37.50
Seeding/Sodding	0.00	0.00		42.00	318.00
Ballfield Maintenance/Marking	147.50	271.50		149.25	150.25
Fence Repairs	0.00	0.00		12.50	427.50
Equipment Repairs/Maintenance	159.75	378.25		239.75	270.75
Material Pick-Up	15.75	24.75		25.00	585.25
Miscellaneous	134.50	432.50		96.50	290.00
Shop Time	40.00	100.00		65.25	65.25
Snow/Ice Removal	7.00	7.00		8.00	8.00
Christmas Lights	0.00	0.00		11.00	11.00
Close to Home Fishing	0.00	0.00		0.00	0.00
Forestry	5.00	5.00		3.00	7.50
Graffiti Clean-Up	0.00	0.00		2.50	2.50
Water Fountains	0.00	0.00		0.00	0.00
Inground Trash	14.00	14.00		0.00	0.00
Vector Control	15.00	27.00		0.00	0.00

SEPTEMBER 2015
COMMUNITY SERVICE PROGRAM
MONTHLY REPORT

This program provides offenders opportunities to complete their court ordered community service hours in a supervised environment.

	Municipal Court				Outside Agency				Total			
	Clients		Hours		Clients		Hours		Clients		Hours	
	Month	Y-T-D	Month	Y-T-D	Month	Y-T-D	Month	Y-T-D	Month	Y-T-D	Month	Y-T-D
Animal Control						1		40.00		1		40.00
Building Maintenance												
City Clerk												
City Controller												
Compost Facility												
Code Enforcement												
Fleet Management												
Finance												
Firehouse Art Center												
Legal												
Municipal Court												
Park Maintenance												
Personnel												
Police												
Recreation												
Sanitation												
Sewer & Water												
Westwood Golf						1		24.00		1		24.00
Westwood Pool												
Print Shop												
Public Works												
Payroll												
Engineering												
Hourly Wage Value				\$7.25				\$7.25				\$7.25
Value of hours Month				0				0				0
Value of hours Y-T-D				0				\$464.00				\$464.00

*clients and hours are counted in month in which total service hours are completed

WESTWOOD/NORMAN MUNICIPAL AUTHORITY 9A

**SEPTEMBER 2015
WESTWOOD GOLF DIVISION
MONTHLY PROGRESS REPORT**

SAFETY REPORT	FY 2016	FY 2016	FY 2015	FY 2015
	MTD	YTD	MTD	YTD
Injuries On The Job	0	0	0	1
City Vehicles Damaged	0	0	0	0
Vehicle Accidents Reviewed	0	0	0	0

FINANCIAL INFORMATION

	FY 2016	FY 2016	FY 2015	FY 2015
	MTD	YTD	MTD	YTD
Green Fees	\$46,907.66	\$180,924.78	\$49,098.34	\$183,645.42
Driving Range	\$10,095.87	\$37,710.33	\$9,507.05	\$35,418.31
Cart Rental	\$27,989.26	\$107,289.92	\$29,582.84	\$108,123.10
Restaurant	\$1,402.50	\$4,554.51	\$1,302.50	\$4,344.72
Insufficient Check Charge	\$25.00	\$25.00	\$0.00	\$50.00
Interest Earnings	\$26.57	\$96.52	\$29.42	\$89.49
TOTAL INCOME	\$86,446.86	\$330,601.06	\$89,520.15	\$331,671.04
Expenditures	\$77,613.54	\$254,044.03	\$86,925.97	\$266,994.38
Income vs Expenditures	\$8,833.32	\$76,557.03	\$2,594.18	\$64,676.66
Rounds of Golf	3019	11790	3084	11542

Dry and hot conditions returned to Westwood this month. Handwatering of greens, supplemental watering of manual irrigation areas, and watering of recently planted trees, continue. Additionally, increased use of irrigation equipment results in increased maintenance and repair. Several issues made it a challenging month for irrigation maintenance.


Routine September maintenance practices include:

Daily greensmowing, cup changing (putting green hole relocation), handwatering of putting green dry spots, trash pick up, restroom maintenance, as well as manual valve irrigation of 10 acres. Additionally we rake sand bunkers twice a week.

Weekly, we mow tees, fairways and aprons two times. Roughs are mowed once weekly. Buffer zones around water features and peripheral areas are mowed as needed. Volunteers have helped with light pruning and sand trap maintenance, September is an active month for agronomic practices. Aerification of the putting greens is a very labor intensive practice which sees 1/2 inch holes on 2 inch centers punched on 3 acres of putting greens, with 75 tons of golf course sand evenly spread over those 3 acres. This sand is then drug into the holes. Plugs or cores are removed prior to the sand application, and are used for erosion control throughout the course. This is a three day process that requires all hands. 2 applications of fertilizer were made to the greens this month. An application of a wetting agent was also added to the greens. Preemergent herbicide was applied to tees, and collars.

Seven teeing areas were selected for overseeding. These tees, totaling about 1/2 acre, were lost in the past to winterkill. Ryegrass is being planted in order to survive the cold months. We scalp, seed, topdress, fertilize and then drag each plot.

We cleaned up and placed tables in the new pavilion. On September 17 we installed 8" cups for an event sponsored by the Thursday Night League. They were well received.



SEPTEMBER 2015

Westwood Golf Course Division Monthly Progress Report

ACTIVITY	SEPTEMBER FY'16	SEPTEMBER FY'15
Regular Green Fees	701	713
Senior Green Fees	344	219
Junior Fees	233	185
School Fees (high school golf team players)	18	26
Advanced Fees (high school golf team pre-pay)	0	0
Annual Fees (Regular, Senior & Junior Members)	300	306
Employee Comp Rounds	266	246
Golf Passport Rounds	0	0
9-Hole Green Fee	106	93
2:00 Fees	56	135
4:00 Fees	176	222
6:00 Fees	0	0
PGA Comp Rounds	2	5
*Rainchecks (not counted in total round count)	17	16
Misc Promo Fees (birthday fees, players cards, OU student fees, Military player pass)	804	922
Green Fee Adjustments (fee difference on rainchecks)	13	12
Total Rounds (*not included in total round count)	3019	3084
% change from FY '15	-2.11%	
Range Tokens	3010	2927
% change from FY '15	2.84%	
18 - Hole Carts	141	150
9 - Hole Carts	80	94
1/2 / 18 - Hole Carts	1259	1288
1/2 / 9 - Hole Carts	269	310
Total Carts	1749	1842
% change from FY '15	-5.05%	
18 - Hole Trail Fees	3	1
9 - Hole Trail Fees	0	1
18 - Hole Senior Trail Fees	5	5
9 - Hole Senior Trail Fees	3	2
Total Trail Fees	11	9
% change from FY '15	22.22%	
TOTAL REVENUE	\$86,446.86	\$89,520.15
% change from FY '15	-3.43%	

SEPTEMBER 2015 WESTWOOD POOL MONTHLY REPORT

Westwood Pool closed for the season on August 16th. Revenue and attendance for September reflects payments from daycare billings.

FINANCIAL INFORMATION

	FY2016 MTD	FY2016 YTD	FY2015 MTD	FY2015 YTD
Admission Fees	\$4,784.00	\$55,587.15	2,475.00	\$37,693.00
Waterslide Fees	\$682.00	\$11,166.00	536.00	\$11,360.00
Swim Lesson Fees	\$0.00	\$9,742.50	0.00	\$5,138.00
Pool/Slide Rental	\$2,500.00	\$9,940.00	0.00	\$9,900.00
Locker Fees	\$0.00	\$19.00	0.00	\$46.00
Concessions	\$1,025.00	\$1,975.00	950.00	\$1,962.25
TOTAL INCOME	\$8,991.00	\$88,429.65	3,961.00	\$66,099.25
Expenditures	\$5,858.73	\$108,037.65	5,733.91	\$106,205.46
Income verses Expenditures	\$3,132.27	(\$19,608.00)	(1,772.91)	(\$40,106.21)

ATTENDANCE INFORMATION

	FY 2016 Month to Date	FY 2016 Season to Date (May-Sept 15)	FY 2015 Month to Date	FY 2015 Season to Date (May-Sept 14)
a. swim tags	0	4168		5811
b. pool admission	0	12628		10381
c. slide admission- (not inc. in total)	341	8680	38	9014
d. group admission	1176	3545	108	2314
e. noon admission	0	73		73
f. evening admission	0	2676		2411
g. evening tags	0	1104		2051
TOTAL ATTENDANCE	1176	24194	108	23041

PLANNING AND COMMUNITY DEVELOPMENT 10

ADMINISTRATION, CURRENT PLANNING, GIS 10A

PLANNING DEPARTMENT ACTIVITY
September 2015

ADMINISTRATIVE DIVISION

Urban Land Institute Advisory Services Panel for the Griffin Hospital Site

The first draft report was received in early June. The draft was distributed to the sponsors and staff for review and comments were returned to ULI by the end of June. During July staff addressed final questions that the ULI staff sent in preparation of the final document. The final draft report has not been received. Staff is working on drafting a MOU between the City of Norman and the Oklahoma Department of Mental Health and Substance Abuse Services to begin the redevelopment of the Griffin Hospital Land.

Center City Vision Plan (CCV)

The Form Based Code is still under development for the Center City project. The Steering Committee met on September 23rd. Their discussion was primarily focused on the process for approvals based on the Form Based Code. Other topics included Incentives, Variances and Appeals. Staff is preparing final comments to send to the consultant.

Greenbelt Commission

There were three Greenbelt Enhancement Statements submitted for the September 21, 2015 meeting:

i. GBC 15-23

Applicant: Bass Revocable Trust
Project: Bass Farm
Location: South of Tecumseh Rd. East approximately 2,000 feet, on the East side of 132nd Avenue North.
Request: Rural Certificate of Survey
Land Use: Residential

ii. GBC 15-24

Applicant: Farzaneh Development, LLLP
Project: Eagle Cliff South Addition
Location: West side of 12th Ave. SE approx. one half mile south of Cedar Lane
Request: Preliminary plat
Land Use: Residential

iii. GBC 15-25

Applicant: Wall Street Place, LLC
Project: TBA
Location: South side of Tee Drive, between 26th Avenue and Wall Street
Request: Preliminary plat (replat)
Land Use: Commercial

iv. **GBC 15-26**

Applicant: Fulton Worster Group
Project: Hatcher Addition
Location: 811 24th Avenue SW
Request: Preliminary plat
Land Use: Commercial

The GBC also approved recommendations for a priority trails proposal to be presented to Council.

HISTORIC DISTRICT COMMISSION

The Commission met at their regular monthly meeting on September 14, 2015.

Certificates of Appropriateness were granted for:

506 Chautauqua: Approval of 8 foot rear yard fence and 6 foot side yard fence.

Certificates of Appropriateness were denied for:

506 Chautauqua: Installation of a 4-car garage, a 18' X 40' covered patio, and for additional paving.

Updates on approved active Certificates of Appropriateness:

- **549 S Lahoma** – Litigation regarding the denial of removal of windows is pending in District Court. City Attorney staff has submitted a joint brief requesting clarification from the judge regarding the prior ruling which stayed the matter until it could be heard by the Board of Adjustment. The judge has set a hearing for October 20, 2015 hearing to consider a motion to lift the stay.
- **410 Peters** – The owners hired a new contractor to complete the remaining work which includes: installation of front stairs, excavating the rest of the basement area for the storm shelter and addition, completion of the stem wall for the addition, construction of the addition and alterations. Work is progressing and new steps and wing walls are almost complete.
- **322 Alameda** – The owner of this property was given until February of 2016 to bring the vinyl windows into compliance. Recently, the owner contacted staff with information regarding wood windows that he proposed to use to replace the current non-compliant windows. Staff met with the owner and approved the wood window replacements which the owner has since ordered. No change this month.
- **642 Chautauqua** – The 7 foot fence on the south boundary line has been installed. Property owners are in discussions with the adjacent property owners regarding location and height of the fence along the north property line. No work has begun yet. No change this month.
- **415 & 415 ½ S Lahoma** – Applicant has completed all COA approved work for 415. Applicant plans to start soon on the COA approved work for 415 ½ which includes demolition of an addition and modifications to the exterior.
- **428 Chautauqua** – Currently, the existing structure has been moved to the southwest corner of property to allow for the installation of the footing on the north side of the property which is the final location of the house. Installation of the new footing for the relocation is in progress.

- **432 Chautauqua** – The building permit is ready to be issued, however, work on 432 Chautauqua cannot begin until the relocation of the house at 428 Chautauqua has been completed. No change this month.

Administrative By Pass/ Extensions:

There were no 6 month COA extensions requested in September.

There were no Certificates of Appropriateness by Administrative Bypass issued in September.

Certified Local Government (CLG) Report:

FY 2015-2016 CLG Program –

Staff released the RFP for Wetzler Intensive Level architectural/historical Survey on September 3, 2015. Staff received three proposals in September.

Anticipate selecting a consultant and signing a contract in October.

Staff is working out details for Fall Speaker Seminar for November 13th & 14th.

Nominations to National Registry of Historic Places

One nomination to the National Registry of Historic Place was heard at the September for the OU Armory Building at 103 W. Brooks Street. Lynda Ozan, with the State Historic Preservation Office presented the nomination request. There were no comments from the public or owner. The Commission voted approval of the nomination.

Miscellaneous

	2014 Sept	Oct	Nov	Dec	2015 Jan	Feb	Mar	April	May	June	July	Aug	Sept
Walk-Ins	48	30	43	53	51	54	69	77	62	87	45	77	58
Email Contacts	281	300	350	354		280	315	298	306	362	305	310	404
Lot Line Adjustments	1	1	1	7	1	3	3	4	1	-	2	5	2
Landscape Maint. & Replacement Bonds	3	4	3	3	2	-	-	4	5	4	3	4	1
Board of Adjustment Variance Appl.	2	1	0	6	2	2	2	-	3	1	0	2	1
Legal Notices Sent	100	16	16	129	28	99	67	-	66	39	0	65	70
Planning Commission Applications Rec'd	6	3	8	1	2	3	1	1	6	2	3	2	4
Legal Notices Sent	105	99	179	0	18	73	38	35	158	50	142	89	264
Pre-Development Meeting Appl. Rec'd	5	3	4	1	2	3	2	2	7	4	3	5	4
Notices Sent	100	130	97	24	15	56	74	53	264	92	161	231	175

CURRENT PLANNING DIVISION

Planning Commission – number of applications received

	2014 Sept	Oct	Nov	Dec	2015 Jan	Feb	Mar	Apr	May	June	July	Aug	Sept
Ordinance Amendments			1			1							
NORMAN 2025 Land Use Plan Amendments	4	2	4			3		1	1	1	2		1
Rezoning Requests	6	3	7		1	3	1	1	7	2	2		1
Utility Easement/Road Closures		1	2		1					1	1		2
Preliminary Plats	5	3	4	1		6		2	3	1	2		
Rural Certificates of Survey	1		2						2		1		1
Short Form Plats	1	2											1
Site Plan Amendments													
Certificate of Plat Correction													

During September, four applications for Pre-Development were received.

During September, submittals for the October 8, 2015 Planning Commission meeting included one short form plat, one Norman rural certificate of survey, four preliminary plats, one street right-of-way closure, one project which included a NORMAN 2025 amendment and rezoning, and one project which included a PUD amendment and platted building line vacation.

The Planning Commission met in Regular Session on September 10 and approved one preliminary plat, one special use for a church, and one special use for a convenience store with fuel sales. One Special Use for a bed and breakfast, and one project which included a NORMAN 2025 amendment and rezoning were postponed. One set of minutes was prepared for the Planning Commission Regular Meeting.

During the month of September, 24 commercial building applications were submitted for review. Of those applications submitted for review, Current Planning staff reviewed and approved 7.

Board of Adjustment

The Board of Adjustment met on September 23, 2015 and considered one variance request for an on-premise digital sign, which was approved.

The next regular meeting is scheduled for October 28, 2015.

GEOGRAPHICAL INFORMATION SYSTEM (GIS) DIVISION

The base map update project being completed by Sanborn continued this month. This project will update the City's base map to reflect new construction and any other changes on the ground, which have occurred since the last base map update was completed. This is standard maintenance of the GIS database. This information is used for many purposes throughout the city including: permitting, storm water planning, utility management, and public safety. Almost every development project, both public and private, starts with a map. The availability of recent, accurate, and complete mapping facilitates the effective management of the City's resources. ACOG communities participating in the project this year include: Norman, Edmond, Choctaw, Del City, Midwest City, Moore, Yukon, and Oklahoma County. LiDAR and contours were delivered in July and have been reviewed by engineering. Corrections have been forwarded to the vendor. Imagery pilot was redelivered and approved. Imagery should be delivered in October. A problem was discovered in the planimetric data. The City of Norman's current base map was collected by a previous vendor at a scale of one inch on the map equals 100 feet on the ground (1"=100'). This project is flown at a scale that will allow the mapping data to be collected one inch on the map equals fifty feet on the ground (1"=50'). The original scope of the project was to only update the base map for new construction; however, the difference in scale has made integrating the new data with the old data difficult. A contract amendment was approved by Council September 22 to update all the data to meet the 1"=50' accuracy level.

Staff attended the 18th Annual South Central Arc User Group Meeting on September 22th at the Moore Norman Technology Center.

Staff continued support of the New World public safety software go-live. There continued to be changes to the GIS data that were needed to make the system function.

In addition to the daily activities of updating the GIS database layers, which include zoning, parcels, and utilities, GIS staff filled 57 requests for service that resulted in the production of 91 mapping products and reports. The GIS division did work for 8 of the City's Departments during the month of September, as well as providing information for and staffing of City Council and Planning Commission meetings.

DEVELOPMENT SERVICE

10B

DEVELOPMENT SERVICES DIVISION

Commercial New Shell Construction, Addition/Alterations, and Interior Finish Certificate of Occupancies (CO's) and Certificate of Completions (CC's) issued during September:

Certificate of Completion (CC):

ADDRESS	DESCRIPTION	VALUATION	WARD
1832 W. Main St.	INOK Investment Shell Building	\$425,000	2
2760 Washington Dr.	Landmark Fine Homes Office Shell Building	\$250,000	8

Additions and Alterations (CO's)

ADDRESS	DESCRIPTION	VALUATION	WARD
621 Sunrise St.	Norman Public Schools Portable Classroom	\$27,000	1
125 Vicksburg Ave.	Norman Public Schools Portable Classroom	\$35,000	1
1601 McGee Dr.	Norman Public Schools Portable Classrooms (2)	\$70,000	2
1832 W. Main St. 100	INOK Investments Office	\$50,000	2
1832 W. Main St, 106	Old Republic Title Office and Storage	\$170,000	2
2276 W. Main St.	Crystal Palace Massage	\$36,000	2
3221 W. Main St.	Hallmark Interior Remodel	\$14,000	3
1100 W. Main St. 100	Cleveland County Habitat for Humanity ReStore	\$24,000	4
4100 N. Flood Ave.	Norman Public Schools Temporary Office	\$35,000	8
1200 W. Rock Creek Rd. Unit A	Norman Industrial Complex Remodel-Bay A	\$25,000	8

Interior Finish (CO's)

ADDRESS	DESCRIPTION	VALUATION	WARD
480 24th Ave. NW 132	Madison Square Event Center	\$75,000	2
2760 Washington Dr. 110	Office Tenant Finish	\$225,000	8

BUILDING INSPECTOR TRAINING

The Building Inspectors and Permit Manager attended CEU Training offered by the Southwest Construction Codes Council during September. The training was held in Del City at the Oklahoma County Western Music Hall of Fame. The training covered four categories as outlined below. It provided 6 hours of Continuing Education Units for each class attended which are required to maintain the Inspector's licenses. City of


Norman Building Inspector Denis Mantooth instructed the training on September 10th regarding mechanical code updates.

DATE	TRAINING CATEGORY	TOPIC
Thursday, September 3	Plumbing	Plumbing Code updates by Bill Jackson
Thursday, September 10	Mechanical	Mechanical Code updates by Denis Mantooth
Thursday, September 17	Electrical	Electrical Code updates by Paul Abernthy
Thursday, September 24	Building	Building updates by Strong-Tie

ON-LINE INSPECTION SERVICES

On-line Payments

During September 78 payments were made on-line totaling \$4,330.50. To-date 1,796 payments have been made on-line totaling \$178,671.83.



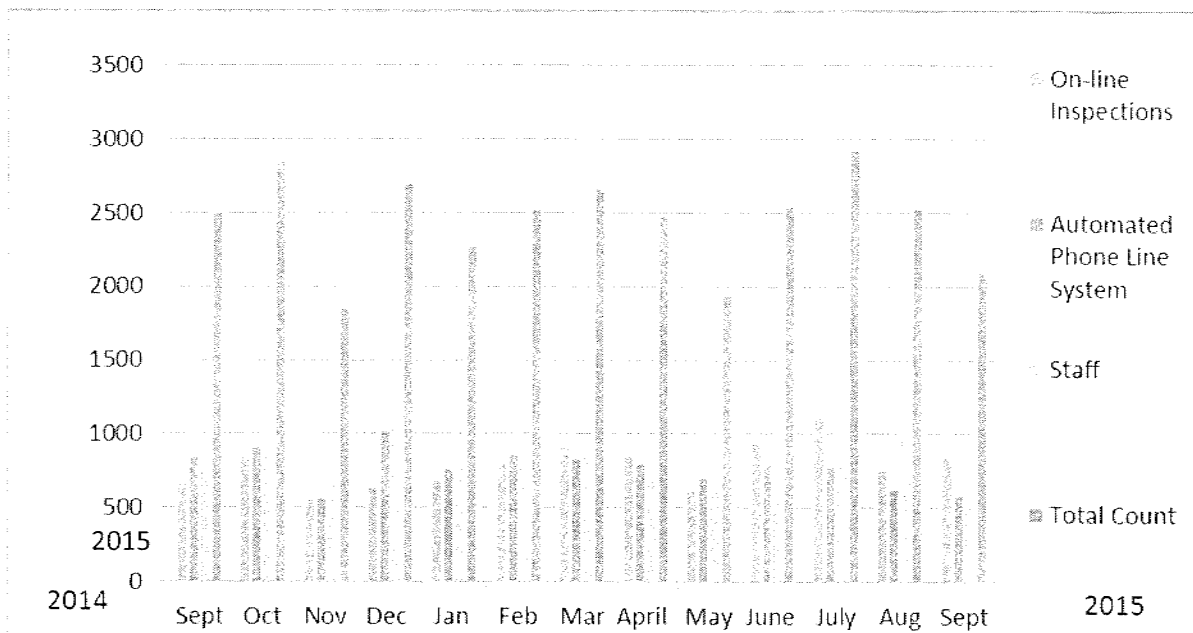
Mobile Field Inspection System

During September 1,463 inspection results were entered using the Mobile Field Inspection (MFI) System. These inspection results were available on-line and through the Automated Phone Line System almost immediately as the inspections were conducted throughout the workday beginning as early as 8:15AM. Inspection Records were printed on-site as needed. The dates below also include a modest number of inspection results conducted and resulted during the weekend. These inspection requests were completed on Saturdays to accommodate citizen's schedules and the heavy workload.

	September 1-5	September 7-12	September 14-19	September 21-26	September 28-30
MFI Inspection Results	278	279	334	328	244

Inspection Requests

During September 2,100 inspection requests were made on-line. The graph below indicates the inspection requests received during the last twelve months on-line, through the automated phone line system, and the permit staff. The staff- scheduled inspection requests include phone and in-person requests, as well as administrative items.



Storm Shelter Permits

Storm shelter activity decreased slightly again during September with 69 storm shelter permits issued. Staff continues to make every effort to provide the best customer service by scheduling and coordinating the storm shelter inspections, particularly those inside the garage that require the homeowner to be on-site for the inspection. The Building Inspectors meet homeowners on-site as needed to accommodate their storm shelter inspections.

September 1-4	September 8-11	September 14-18	September 21-25	September 28-30
12	10	15	17	15

Construction Activity

Reporting of data changed with the JULY 2015 report to more thoroughly delineate residential construction for reporting to the Reapportionment Commission and Census Bureau. Data previously reported was grouped differently and individual permit types may or may not correspond to data after this date.

Total Value of all construction activity permitted in SEPTEMBER of 2015 totaled \$21,743,230, approximately the same as the \$21,160,025 for the same month last year. A total of 172 permits were issued in SEPTEMBER of 2015, up from 154 in SEPTEMBER of 2014. The higher value in SEPTEMBER of 2015 is primarily due to new commercial full permits. The higher number of permits in SEPTEMBER of 2015 is primarily due to residential additions and alterations.

Total new residential permitting activity in SEPTEMBER 2015 was valued at \$12,548,347 compared to \$15,883,850 in SEPTEMBER 2014. New single-family detached residential construction in SEPTEMBER 2015 represented 38 new homes compared with 42 new homes in SEPTEMBER 2014. There were 2 attached single family permits representing 2 new homes in SEPTEMBER 2015 compared to none in SEPTEMBER 2014. There was 1 new mobile home in SEPTEMBER 2015 compared to none in SEPTEMBER 2014. There were 6 duplex units permitted in SEPTEMBER 2015 compared to 4 duplex units permitted in SEPTEMBER 2014. There were no garage apartments in SEPTEMBER 2015 or SEPTEMBER 2014. There were 4 multi-family permits valued at \$192,071 (foundations only) in SEPTEMBER 2015 compared to 6 permits in SEPTEMBER 2014 valued at \$3,500,000 (29 dwelling units).

Residential addition/alteration permits in SEPTEMBER 2015 numbered 112 valued at \$1,137,386 compared to 75 permits valued at \$675,427 for SEPTEMBER 2014. There are more permits in SEPTEMBER 2015 primarily due to additions/alterations, accessory buildings and storm shelters. The difference in the total value is higher in SEPTEMBER 2015 due to these same projects.

New non-residential construction permits in SEPTEMBER of 2015 totaled 3 with a value of \$6,605,000 compared to 8 permits valued at \$2,608,771 for SEPTEMBER 2014. The number of permits is less in SEPTEMBER 2015. The value is higher in SEPTEMBER 2015 primarily due to the Sigma Nu fraternity project valued at \$6,000,000.

Non-residential Addition/Alteration permits in SEPTEMBER of 2015 totaled 6 with a value of \$1,452,497 compared to 19 permits valued at \$2,023,375 for SEPTEMBER 2014. The major difference in number of permits is because there were many more small projects in SEPTEMBER 2014. The major difference in values is because of the \$1,000,000 project at Andy Alligator's in SEPTEMBER 2014.

MONTHLY BUILDING REPORT SUMMARY - NORMAN, OK

10/5/2015

	SEPTEMBER 2015			SEPTEMBER 2014		
RESIDENTIAL PERMITS	Number of Permits	Dwelling Units	Valuation	Number of Permits	Dwelling Units	Valuation
New Construction						
1 Family						
Detached Dwellings	38	38	\$10,268,626	42	42	\$11,797,690
Attached Dwellings	2	2	\$250,650	0	0	\$0
Manufactured Home (New)	1	1	\$37,000	0	0	\$0
Other (Non-dwelling)	0	na	\$0	0	na	\$0
2 Family						
Duplexes (2 DU per bldg)	6	6	\$1,800,000	4	4	\$586,160
Garage Apartments	0	0	\$0	0	0	\$0
3+ Family						
Foundation	4	na	\$192,071	0	na	\$0
Shell	0	na	\$0	0	na	\$0
Interior Finish	0	0	\$0	0	0	\$0
Full Permit (3 or 4 DU per bldg)	0	0	\$0	4	29	\$2,345,000
Ful Permit (5+ DU per bldg)	0	0	\$0	2	0	\$1,155,000
Other (Non-dwelling)	0	na	\$0	0	na	\$0
Total Residential New	51	47	\$12,548,347	52	75	\$15,883,850
Net Residential Demos & Removals		0			-1	
Net Residential Units		47			74	
Additions & Alterations						
1 & 2 Family						
Additions & Alterations	14		\$383,495	8		\$70,115
Manufactured Home (Replace)	0		\$0	1		\$40,000
Paving & Pools	14		\$283,959	12		\$285,750
Accessory Buildings	15		\$229,825	5		\$99,500
Storm Shelters	69		\$240,107	48		\$170,062
3+ Family						
Addition & Alteration (All Types)	0		\$0	1		\$10,000
Total Residential Additions & Alterations	112		\$1,137,386	75		\$675,427
TOTAL RESIDENTIAL	163		\$13,685,733	127		\$16,559,277

NON-RESIDENTIAL PERMITS	Number of Permits	Valuation	Number of Permits	Valuation
New Construction				
Foundation	0	\$0	0	\$886,000
Shell	0	\$0	0	\$0
Interior Finish	1	\$20,000	4	\$440,000
Full Permit	2	\$6,585,000	4	\$1,282,771
Total Non-Residential New	3	\$6,605,000	8	\$2,608,771
Additions & Alterations				
Additions & Alterations (All Types)	19	\$1,452,497	19	\$2,023,375
Total Non-Residential Additions & Alterations	19	\$1,452,497	19	\$2,023,375
TOTAL NON-RESIDENTIAL	22	\$8,057,497	27	\$4,632,146

TOTAL ALL PERMITS	185	\$21,743,230	154	\$21,191,423
--------------------------	------------	---------------------	------------	---------------------

OTHER ACTIVITY	Number	Number
Electrical Inspections	121	133
Heat/Air/Refrigeration Inspections	127	121
Plumbing & Gas Inspections	139	147
Sign Permits	29	22
Water Well Permits	1	1
Garage Sale Permits	243	225
Structure Moving Permits	1	1
Demo - Residential Permits	1	1
Demo - Non-residential Permits	0	1
Temporary Const Bldgs & Roll-off Permits	12	1
Lot Line Adjustments Filed	1	1
Certificate of Occupancy (CO) Permits	128	98
All Field Inspections	2,108	2,492

YEAR TO DATE	JANUARY TO SEPTEMBER 2015			JANUARY TO SEPTEMBER 2014		
	Number of Permits	Dwelling Units	Valuation	Number of Permits	Dwelling Units	Valuation
Residential New Construction	392	477	\$111,399,506	440	750	\$119,304,554
Residential Demos/Removals	na	-28	na	na	-22	na
Residential Additions/Alterations	1415	na	\$18,010,080	1736	na	\$16,374,654
Non-residential New Construction	58	na	\$27,246,394	82	na	\$43,582,644
Non-residential Additions/Alterations	91	na	\$23,994,114	153	na	\$34,984,272
TOTAL YEAR TO DATE	1956	449	\$180,650,094	2411	728	\$214,246,124

Reporting of data changed with the July 2015 report. The purpose is to more thoroughly delineate residential construction for reporting to the Reapportionment Commission and Census Bureau. Data previously reported was grouped differently and individual permit types may or may not correspond to data after this date.

Permit Type	Contractor	Permit #	Issued	Street #	Direction	Street Name	Street Type	Lot	Block	Subdivision	Zoning	Valuation	Project Area
1 & 2 FAMILY STORM SHELTER-3	LEAMAN DIRTWORK	5122	09/01/15	10110	NE	141ST	AVE	8	2	PRIDE #034	A2	\$ 2,500	48
1 & 2 FAMILY STORM SHELTER-3	THUNDERGROUND STORM SHELTER	5128	09/01/15	1629		ORIOLE	DR	13	3	SUTTON PLACE ADD #2	R1	\$ 3,750	32
1 & 2 FAMILY STORM SHELTER-3	STORM SAFE SHELTER, LLC	5284	09/01/15	2504		WOODSONG	DR	10	2	ROYAL OAKS ADD #8	R1	\$ 3,350	35
1 & 2 FAMILY STORM SHELTER-3	STORM SAFE SHELTER, LLC	5285	09/02/15	4326		FRONTIER	TR	1	3	GLENRIDGE SEC. #1	PUD	\$ 3,000	23
1 & 2 FAMILY STORM SHELTER-3	GROUND ZERO STORM SHELTERS	5249	09/02/15	3210		ISIM	DR	13	1W	NOT SUBDIVIDED	A2	\$ 2,554	55
1 & 2 FAMILY STORM SHELTER-3	OZ SAFEROOMS	5253	09/02/15	836		GOLDEN EAGLE	DR	1	9	EAGLE CLIFF ADD #3	R1	\$ 8,000	25
1 & 2 FAMILY STORM SHELTER-3	OZ SAFEROOMS	5254	09/02/15	100		ALAMEDA PLAZA	RD	1A	1	OAK BROOK ESTATES	R1A	\$ 6,000	18
1 & 2 FAMILY STORM SHELTER-3	OZ SAFEROOMS	5285	09/02/15	2427	S	BERRY	RD	16	1	OAK BROOK ESTATES	R1	\$ 8,000	25
1 & 2 FAMILY STORM SHELTER-3	GROUND ZERO STORM SHELTERS	5280	09/02/15	4109		STONEHURST	ST	5	1	CASTLEROCK ADD #2	R1	\$ 3,050	40
1 & 2 FAMILY STORM SHELTER-3	STORM SAFE SHELTER, LLC	5271	09/03/15	1209		SUMAC	DR	10	1	WOODCREEK ADD #6	R1	\$ 2,800	23
1 & 2 FAMILY STORM SHELTER-3	FAMILYSAFE SAFE ROOMS	5278	09/11/15	9801		DEERFIELD	DR	11	1	WOODCREEK ADD #6	A2	\$ 5,600	25
1 & 2 FAMILY STORM SHELTER-3	GROUND ZERO STORM SHELTERS	5284	09/03/15	1812		CONCORD	PL	3	1	WOODCREEK ADD #7	R1	\$ 2,400	25
1 & 2 FAMILY STORM SHELTER-3	TORNADO SAFE	5300	09/04/15	4125		NICOLE	PL	23	1	WOODCREEK ADD #7	R1	\$ 2,950	35
1 & 2 FAMILY STORM SHELTER-3	THUNDERGROUND STORM SHELTER	5312	09/09/15	16210	E	IMHOFF	RD	9	1E	NOT SUBDIVIDED	A2	\$ 2,700	55
1 & 2 FAMILY STORM SHELTER-3	AREA SEPTIC SERVICES, INC.	5327	09/09/15	8310		BLUE JAY	RD	9	3	THUNDERBIRD EST ADD	RE	\$ 5,995	63
1 & 2 FAMILY STORM SHELTER-3	TORNADO TECH, LLC.	5333	09/09/15	3612		BUCKINGHAM	DR	4	4	CASTLEROCK ADD #6	R1	\$ 3,250	21
1 & 2 FAMILY STORM SHELTER-3	STORM SAFE SHELTER, LLC	5334	09/09/15	1002		EAGLEROCK	LN	12	1	GREENLEAF TRAILS ADD 6	PUD	\$ 2,500	24
1 & 2 FAMILY STORM SHELTER-3	SMART SHELTER INC.	5341	09/09/15	4400		INTREPID	CIR	6	1	CAMBRIDGE PLACE	RM6	\$ 2,945	24
1 & 2 FAMILY STORM SHELTER-3	TORNADO SAFE	5353	09/09/15	3424		REMYNTON	ST	7	6	PRAIRE CREEK ADD #2	R1	\$ 4,800	24
1 & 2 FAMILY STORM SHELTER-3	FLAT SAFE TORNADO SHELTERS	5399	09/11/15	2100		WHEATON	DR	13	1	HALL PARK #7	R1	\$ 3,000	18
1 & 2 FAMILY STORM SHELTER-3	OZ SAFEROOMS	5418	09/11/15	1724	N	CRAWFORD	AVE	13	1	CRYSTAL HEIGHTS #2	R1	\$ 8,000	25
1 & 2 FAMILY STORM SHELTER-3	SMART SHELTER INC.	5423	09/11/15	4008		NAILON	DR	14	1	WARWICK ADD	R1	\$ 3,395	24
1 & 2 FAMILY STORM SHELTER-3	JOHNSON CONSTRUCTION	5437	09/14/15	2339		LINDENWOOD	LN	64	2	HALL PARK #2	R1	\$ 2,500	55
1 & 2 FAMILY STORM SHELTER-3	GROUND ZERO SHELTERS	5452	09/14/15	10201		GERONIMO	DR	1	1	CAROLEE ESTATES	R1	\$ 2,500	53
1 & 2 FAMILY STORM SHELTER-3	JOHNSON CONSTRUCTION	5458	09/14/15	6900		COYOTE	TRL	18	1W	WILLOW BRANCH (C.O.S.)	A2	\$ 2,500	48
1 & 2 FAMILY STORM SHELTER-3	JOHNSON CONSTRUCTION	5471	09/15/15	2901		MCCOMB	RD	8	1W	NOT SUBDIVIDED	A2	\$ 2,500	48
1 & 2 FAMILY STORM SHELTER-3	FLAT SAFE TORNADO SHELTERS	5472	09/15/15	521		LAWS	DR	6	2	CAMBRIDGE ADD #3	R1	\$ 3,400	21
1 & 2 FAMILY STORM SHELTER-3	GROUND ZERO STORM SHELTERS	5474	09/15/15	2324		BRETTFORD	WAY	4	3	ST JAMES PARK ADD 6	R1	\$ 2,400	25
1 & 2 FAMILY STORM SHELTER-3	PREFERRED SHELTERS	5476	09/16/15	4300		HIGHLAND HILLS	DR	5	3	HIGHLAND HILLS #2	R1	\$ 2,700	55
1 & 2 FAMILY STORM SHELTER-3	TORNADO SAFE	5485	09/16/15	3000	E	BLACK LOCUST	PL	3	3	CEDAR LAKE ESTATES	PUD	\$ 2,950	35
1 & 2 FAMILY STORM SHELTER-3	GROUND ZERO STORM SHELTERS	5480	09/16/15	615		ACRES	ST	7	4	COLLEY'S #2	R1	\$ 2,500	55
1 & 2 FAMILY STORM SHELTER-3	GROUND ZERO STORM SHELTERS	5492	09/16/15	1827		ROLLING STONE	DR	3	16	OAKHURST ADD #05	R1	\$ 2,500	24
1 & 2 FAMILY STORM SHELTER-3	FAMILYSAFE SAFE ROOMS	5499	09/17/15	2673		CHATEAU	DR	21	6	NORMANDY PARK	R1	\$ 1,400	16
1 & 2 FAMILY STORM SHELTER-3	TORNADO SAFE	5522	09/17/15	4913		LYON	DR	15	1	CAMBRIDGE ADD #7	R1	\$ 2,950	35
1 & 2 FAMILY STORM SHELTER-3	SMART SHELTER INC.	5525	09/18/15	1404		CHERRY LAUREL	DR	22	13	COLLEGE MANOR	R1	\$ 3,245	32
1 & 2 FAMILY STORM SHELTER-3	THUNDERGROUND STORM SHELTER	5529	09/18/15	915	SE	80TH	AVE	10	2	THUNDERBIRD EST ADD	RE	\$ 2,848	55
1 & 2 FAMILY STORM SHELTER-3	GROUND ZERO STORM SHELTERS	5537	09/18/15	224		HIGHLAND	TER	7	4	HIGHLAND VILLAGE ADD SEC 3	R1	\$ 2,850	40
1 & 2 FAMILY STORM SHELTER-3	SMART SHELTER INC.	5542	09/21/15	4533		MOORGATE	DR	2	1	CARRINGTON PLACE ADD #6	R1	\$ 3,245	32
1 & 2 FAMILY STORM SHELTER-3	STORM SAFE SHELTER, LLC	5543	09/25/15	3707		PAINTED BIRD	LN	1A	1	RED CANYON RANCH SEC 4	PUD	\$ 2,500	23
1 & 2 FAMILY STORM SHELTER-3	SMART SHELTER INC.	5544	09/21/15	104		FOREMAN	AVE	1	4	TOWN & COUNTRY ESTATES #2	R1	\$ 2,760	24
1 & 2 FAMILY STORM SHELTER-3	LEHMAN DIRTWORK	5569	09/29/15	2525	E	LINDSEY	ST	34	2W	NOT SUBDIVIDED	A2	\$ 7,500	165
1 & 2 FAMILY STORM SHELTER-3	GROUND ZERO SHELTERS	5583	09/22/15	3116		TRAILS	CT	1	1	TRAILS COURT ADD	PUD	\$ 2,850	35
1 & 2 FAMILY STORM SHELTER-3	GROUND ZERO SHELTERS	5586	09/22/15	980		BARKLEY	CIR	12	1	HALRAY ADD	R1	\$ 2,400	24
1 & 2 FAMILY STORM SHELTER-3	GROUND ZERO SHELTERS	5603	09/23/15	1106		GARVER	ST	31	2W	NOT SUBDIVIDED	R1	\$ 2,800	32
1 & 2 FAMILY STORM SHELTER-3	GROUND ZERO SHELTERS	5604	09/23/15	119		FOREMAN	AVE	6	5	TOWN & COUNTRY ESTATES #2	R1	\$ 3,800	32
1 & 2 FAMILY STORM SHELTER-3	TORNADO SAFE	5607	09/23/15	1504		FAWN RUN CROSSIN	DR	2	1	DEERFIELD ADD SEC 6	R1	\$ 2,400	35
1 & 2 FAMILY STORM SHELTER-3	BIGGS BACKHOE, INC	5609	09/23/15	1330		DORCHESTER	DR	16	3	WOODSLAWN ADD #1	R1	\$ 4,800	35
1 & 2 FAMILY STORM SHELTER-3	ATLAS SAFE ROOMS/CAVINS CON	5623	09/24/15	1009		MELISA	DR	8	2	BEL-AIRE ADD SEC 3	R1	\$ 5,000	16
1 & 2 FAMILY STORM SHELTER-3	ATLAS SAFE ROOMS/CAVINS CON	5624	09/24/15	517		AVON	DR	6	5	CAMBRIDGE ADD #2	R1	\$ 4,800	12
1 & 2 FAMILY STORM SHELTER-3	SMART SHELTER INC.	5631	09/24/15	4512		MOORGATE	DR	2	3	CARRINGTON PLACE ADD #6	R1	\$ 2,650	24
1 & 2 FAMILY STORM SHELTER-3	GROUND ZERO STORM SHELTERS	5647	09/25/15	1329		DORCHESTER	DR	34	2	WOODSLAWN ADD #1	R1	\$ 2,400	32
1 & 2 FAMILY STORM SHELTER-3	STORM SAFE SHELTER, LLC	5675	09/25/15	1232		MOUNTAIN BROOK	DR	7	1	MOUNTAIN BROOK	R1	\$ 3,400	35
1 & 2 FAMILY STORM SHELTER-3	GROUND ZERO SHELTERS	5677	09/25/15	1316		FAIRFED	CT	2	8	PARK HILL ADDITION	PUD	\$ 2,900	35
1 & 2 FAMILY STORM SHELTER-3	GROUND ZERO SHELTERS	5684	09/25/15	3120		QUEENSTON	AVE	2	2	PARK HILL ADDITION	PUD	\$ 2,850	35
1 & 2 FAMILY STORM SHELTER-3	STORM SAFE SHELTER, LLC	5687	09/25/15	1408		LUKE	LN	23	3	CEDAR LAKE SEC #1	R1	\$ 3,500	35
1 & 2 FAMILY STORM SHELTER-3	STORM SAFE SHELTER, LLC	5690	09/28/15	6000		CHLOE	LN	34	1W	HIDDEN MEADOWS ESTATES	A2	\$ 2,600	45
1 & 2 FAMILY STORM SHELTER-3	FLAT SAFE TORNADO SHELTERS	5691	09/28/15	1525		RANGELINE	RD	7	4	DEERFIELD ADD SEC 6	R1	\$ 4,000	26
1 & 2 FAMILY STORM SHELTER-3	GROUND ZERO STORM SHELTERS	5696	09/28/15	5001	NE	36TH	AVE	2	2W	NOT SUBDIVIDED	A2	\$ 2,400	24
1 & 2 FAMILY STORM SHELTER-3	GROUND ZERO STORM SHELTERS	5703	09/28/15	1728		OAKCLIFF	RD	15	20	OAKHURST ADD #06	R1	\$ 2,300	56
1 & 2 FAMILY STORM SHELTER-3	GROUND ZERO STORM SHELTERS	5705	09/28/15	1726		CADDELL	LN	10	4	HETHERINGTON HEIGHTS 3RD /	R1	\$ 3,500	56
1 & 2 FAMILY STORM SHELTER-3	ATLAS SAFE ROOMS/CAVINS CON	5711	09/29/15	200		RIDGEFIELD	DR	29	1	HAWTHORNE PLACE ADD	R1	\$ 5,000	16

Permit Type	Contractor	Permit #	Issued	Street #	Direction	Street Name	Street Type	Lot	Block	Subdivision	Zoning	Valuation	Project Area
1 & 2 FAMILY, STORM SHELTER-3	FLAT SAFE TORNADO SHELTERS	5714	09/28/15	3001		HIGHLAND RIDGE	DR	16	2	HIGHLAND VILLAGE ADD SEC 1	R1	\$ 3,950	23
1 & 2 FAMILY, STORM SHELTER-3	GROUND ZERO STORM SHELTERS	5716	09/29/15	4408		BLUE SAGE	CT	13	1	BROOKHAVEN #29	R1	\$ 2,800	40
1 & 2 FAMILY, STORM SHELTER-3	GROUND ZERO STORM SHELTERS	5725	09/29/15	4116		NIGHT HAWK	DR	8	1	EAGLE CLIFF ADD # 8	R1	\$ 2,400	24
1 & 2 FAMILY, STORM SHELTER-3	HAUSNERS, INC.	5727	09/29/15	1700	NE	112TH	AVE	23	1W	NOT SUBDIVIDED	A2	\$ 2,500	48
1 & 2 FAMILY, STORM SHELTER-3	GROUND ZERO SHELTERS	5730	09/29/15	2002		SANDSTONE	CIR	28	2	ROYAL OAKS ADD #4	R1	\$ 2,150	21
1 & 2 FAMILY, STORM SHELTER-3	OZ SAFEROOMS	5739	09/29/15	1131		ROBINHOOD	LN	6	2	SHERWOOD FOREST #4	R1	\$ 8,000	25
1 & 2 FAMILY, STORM SHELTER-3	GROUND ZERO STORM SHELTERS	5741	09/29/15	7501	E	ROBINSON	ST	20	1W	MEDICINE CREEK ADD (SURVEY	A2	\$ 2,450	0
1 & 2 FAMILY, STORM SHELTER-3	AREA SEPTIC SERVICES, INC.	5767	09/30/15	1000	NE	110TH	AVE	26	1W	NOT SUBDIVIDED	A2	\$ 3,200	55
1 & 2 FAMILY, ADD OR ALTER-2	SALAZAR ROOFING & CONSTRUCT	4821	09/04/15	3213		GRANT	RD	15	10	PARK HILL ADDITION	PUD	\$ 22,500	336
1 & 2 FAMILY, ADD OR ALTER-2	MILLER, JEREMY T.	5084	09/02/15	624	W	COWANCHE	ST	1	3	EAGLETON ADD	R3	\$ 12,000	280
1 & 2 FAMILY, ADD OR ALTER-2	OWNER	5307	09/10/15	4129		CANNON	DR	1	7	CARRINGTON PLACE ADD #5	R1	\$ 55,000	484
1 & 2 FAMILY, ADD OR ALTER-2	RGP RESTORATION, INC.	5313	09/08/15	620		GREYSTONE	LN	15	2	BROOKHAVEN #37	R1	\$ 20,000	50
1 & 2 FAMILY, ADD OR ALTER-2	WOLLMANN, MARIA	5344	09/09/15	3821		CASTLEROCK	RD	3	2	CASTLEROCK ADD #2	R1	\$ 1,000	30
1 & 2 FAMILY, ADD OR ALTER-2	POWER ROOFING & CONSTRUCT	5357	09/09/15	3124		TAYPORT	ST	7	1	CASCADE ESTATES PUD #1	R1	\$ 4,000	192
1 & 2 FAMILY, ADD OR ALTER-2	SOUTHWEST BUILDERS	5434	09/17/15	6051		BLUE HILLS	LN	2	1	BLUE CREEK ESTATES ADD	PUD	\$ 60,000	540
1 & 2 FAMILY, ADD OR ALTER-2	RAY, DARROL	5441	09/14/15	2432		BUTLER	DR	7	5	NORMANDY ACRES FIRST	R1	\$ 90,000	694
1 & 2 FAMILY, ADD OR ALTER-2	OWNER	5459	09/14/15	3862		BRISTOL	DR	9	1	BROOKHAVEN #01	R1	\$ 15,000	120
1 & 2 FAMILY, ADD OR ALTER-2	URBAN DESIGN BUILD	5571	09/28/15	505	E	BROOKS	ST	34	10	SOUTHRIDGE ADD	R1	\$ 30,000	400
1 & 2 FAMILY, ADD OR ALTER-2	RON HARSHAW (TEKTON, INC)	5605	09/23/15	429		FOREST	DR	3	6	WESTWOOD ESTATES	R1	\$ 12,000	40
1 & 2 FAMILY, ADD OR ALTER-2	ZWOODS INVESTMENTS	5627	09/24/15	3620		IVES	WAY	111	1	BROOKHAVEN, VILLAGE AT #2	RM6	\$ 15,000	138
1 & 2 FAMILY, ADD OR ALTER-2	G FORCE OUTDOOR DESIGN	5663	09/29/15	1722		VILLAGE	DR	6	2	VILLAGE ESTATES ADD	R1	\$ 7,000	120
1 & 2 FAMILY, ADD OR ALTER-2	L G CONSTRUCTION	5724	09/29/15	405		IOWA	ST	25	6	NORMAN HEIGHTS ADDITION	R1	\$ 39,995	150
1 & 2 FAMILY, CARPORT-2	CAROLINA CARPORTS INC.	5121	09/01/15	13200	E	CEDAR	LN	18	1E	NOT SUBDIVIDED	A2	\$ 2,000	648
1 & 2 FAMILY, PAVING-2	CAROLINA CARPORTS INC.	5561	09/22/15	8902	E	FRANKLIN	RD	2	1	PRIDE #031	RE	\$ 1,145	378
1 & 2 FAMILY, PAVING-2	RILEY CONCRETE LLC.	4985	09/11/15	1720		WINHAM	CT	10	4	HALL PARK #3	R1	\$ 5,000	511
1 & 2 FAMILY, PAVING-2	EXPERT SERVICES	5049	09/01/15	222		BEAL	ST	21	17	NORMAN, ORIGINAL TOWNSHIP	R1	\$ 4,500	677
1 & 2 FAMILY, PAVING-2	URBAN DESIGN BUILD	5247	09/14/15	505	E	BROOKS	ST	34	10	SOUTHRIDGE ADD	R1	\$ 1,980	660
1 & 2 FAMILY, PAVING-2	OLIVAS CONCRETE	5268	09/11/15	1125		GROVER	LN	6	1	GROVER ADD	R1	\$ 2,250	250
1 & 2 FAMILY, PAVING-2	RILEY CONCRETE LLC.	5415	09/11/15	2011		SUMMIT	CIR	2	1	ROLLING HILLS ESTATES #1	R1	\$ 2,643	276
1 & 2 FAMILY, PAVING-2	LAKE, JOHN CONSTRUCTION	5487	09/16/15	2337		BLUE	CT	24	1	BLUE CREEK ADD	RE	\$ 1,800	600
1 & 2 FAMILY, PAVING-2	CAVINS ROOFING & REMODELING	5498	09/17/15	412		WINDJAMMER	ST	4	2	WILLOWBEND ADDITION	PUD	\$ 5,136	856
1 & 2 FAMILY, PAVING-2	MCGARRY RESTORATION&REMOI	5573	09/25/15	206	S	LAHOMA	AVE	1	2	EAGLETON ADD	R1	\$ 10,000	973
1 & 2 FAMILY, PAVING-2	EDGE, EDWARD EARL, JR	5582	09/25/15	1108	W	SYMMES	ST	4	3	WEST PARK ADD	R1	\$ 2,000	450
1 & 2 FAMILY, STORAGE BLDG-2	RHODES, JUSTIN	4651	09/11/15	350	W	INDIAN HILLS	RD	6	2W	ARMS ACRES	A2	\$ 35,000	1,900
1 & 2 FAMILY, STORAGE BLDG-2	WINSETT BARN COMPANY	5315	09/08/15	3221	SE	48TH	AVE	12	2W	NOT SUBDIVIDED	A2	\$ 7,600	600
1 & 2 FAMILY, STORAGE BLDG-2	BETTER BUILT HOMES, LLC.	5331	09/16/15	1810		MARYMOUNT	RD	2	5	HALLBROOKE ADD #6	R1	\$ 5,000	400
1 & 2 FAMILY, STORAGE BLDG-2	LICHT, ROY J.	5337	09/09/15	206	SE	84TH	AVE	3	1	NORMANDY ESTATES	A2	\$ 10,000	1,600
1 & 2 FAMILY, STORAGE BLDG-2	ELITE BUILDING CONCEPTS	5351	09/09/15	5660		SHADY	LN	3	5	BLUE LAKES ADDITION	A2	\$ 45,000	2,400
1 & 2 FAMILY, STORAGE BLDG-2	OWNER	5456	09/22/15	4921	NE	120TH	AVE	6	8	WHISPERING HILLS	R1	\$ 25,000	3,080
1 & 2 FAMILY, STORAGE BLDG-2	OUTDOOR ESCAPES, LLC.	5564	09/23/15	2716		BELMONT	DR	5	5	BROAD ACRES ADD SEC 2-AMET	R1	\$ 20,000	324
1 & 2 FAMILY, STORAGE BLDG-2	OUTDOOR ESCAPES, LLC.	5567	09/23/15	5401	N	BROADWAY	DR	6	2W	ARMS ACRES	A2	\$ 20,000	2,160
1 & 2 FAMILY, STORAGE BLDG-2	CUPP, J.R. & JAMIE	5587	09/22/15	710	NE	60TH	AVE	25	2W	NOT SUBDIVIDED	A2	\$ 12,000	1,500
1 & 2 FAMILY, STORAGE BLDG-2	SWOYER, STEVEN A & CHERRI	5652	09/24/15	13800		BRIDGE CREEK	DR	7	1E	H & L #9 (SURVEY)	A2	\$ 500	400
1 & 2 FAMILY, STORAGE BLDG-2	OWNER	5665	09/25/15	6800		DAY	DR	19	1W	SMITH RANCH	A2	\$ 18,000	1,700
1 & 2 FAMILY, STORAGE BLDG-2	BARGAIN BARNS & BUILDINGS,LLC	5704	09/28/15	321	N	FINLAY	AVE	1	4	COLLEY'S #2	R1	\$ 2,670	120
1 & 2 FAMILY, STORAGE BLDG-2	BARGAIN BARNS & BUILDINGS,LLC	5740	09/29/15	15000		HWY 9	DR	32	1E	NOT SUBDIVIDED	A2	\$ 25,910	1,800
1 & 2 FAMILY, SWIMMING POOL-3	SPARTAN POOLS & PONDS	5227	09/01/15	1001		HIGHLAND HILLS	DR	4	3	HIGHLAND HILLS	RE	\$ 60,000	1,321
1 & 2 FAMILY, SWIMMING POOL-3	BLUE HAVEN POOLS OF OK	5281	09/11/15	4518		CHUKKAR	CT	8	2	BROOKHAVEN #08	R1	\$ 47,000	165
1 & 2 FAMILY, SWIMMING POOL-3	BOWEN POOLS	5355	09/15/15	3507		HILLVIEW	DR	1	1	HILLVIEW ESTATES	RE	\$ 60,000	800
1 & 2 FAMILY, SWIMMING POOL-3	PLEASANT POOLS	5435	09/18/15	3301		NESS	CIR	12	1	HIGHLAND VILLAGE ADD SEC 5	R1	\$ 35,000	450
1 & 2 FAMILY, SWIMMING POOL-3	THUNDER POOLS & SPAS, LLC	5600	09/25/15	3104		TRAILS	CT	4	1	TRAILS COURT ADD	PUD	\$ 46,650	250
1 FAMILY, MANUFACTURED HOME-2	OWNER	5514	09/17/15	13653	E	CEDAR	LN	7	1E	NOT SUBDIVIDED	A2	\$ 37,000	944
1 FAMILY, NEW CONSTRUCTION-2	WILLIAMS, DAVID CONSTRUCTION	4681	09/28/15	751		SPRING VIEW	DR	21A	2	VISTA SPRINGS ESTATES ADD 2	RE	\$ 540,000	7,776
1 FAMILY, NEW CONSTRUCTION-2	IDEAL HOMES OF NORMAN	5011	09/08/15	2413		TRAILWOOD	DR	2	2	TRAILWOODS SEC 1	PUD	\$ 161,280	1,792
1 FAMILY, NEW CONSTRUCTION-2	PARSONS CONSTRUCTION	5023	09/04/15	5920	E	ROCK CREEK	RD	24	2W	NOT SUBDIVIDED	A2	\$ 325,000	2,955
1 FAMILY, NEW CONSTRUCTION-2	TILLER, LUKE	5043	09/03/15	311	SE	60TH	AVE	31	1W	NOT SUBDIVIDED	A2	\$ 485,000	7,142
1 FAMILY, NEW CONSTRUCTION-2	IDEAL HOMES OF NORMAN	5061	09/04/15	3900		PAINTED BIRD	LN	13	2	RED CANYON RANCH SEC 4	PUD	\$ 309,780	3,442
1 FAMILY, NEW CONSTRUCTION-2	IDEAL HOMES OF NORMAN	5062	09/02/15	2932		TRAILWOOD	DR	11	2	TRAILWOODS SEC 8	PUD	\$ 149,850	1,665
1 FAMILY, NEW CONSTRUCTION-2	SKYRIDGE HOMES, INC.	5113	09/01/15	2015		ALLORA	CT	11	6	SUMMIT VALLEY #2	R1	\$ 140,000	2,500
1 FAMILY, NEW CONSTRUCTION-2	SKYRIDGE HOMES, INC.	5114	09/01/15	3233		WOOD VALLEY	RD	21	3	SUMMIT VALLEY #2	R1	\$ 140,000	2,500
1 FAMILY, NEW CONSTRUCTION-2	CUSTOM BUILDERS OF OK,LLC.	5240	09/02/15	4326		FRONTIER	TR	1	3	GLENRIDGE SEC. #1	PUD	\$ 363,000	3,310

BUILDING PERMITS AND INSPECTIONS

RESIDENTIAL PERMITS
Issued SEPTEMBER 2015 - Sorted by Permit Type

Permit Type	Contractor	Permit #	Issued	Street #	Direction	Street Name	Street Type	Lot	Block	Subdivision	Zoning	Valuation	Project Area
1 FAMILY, NEW CONSTRUCTION-2	IDEAL HOMES OF NORMAN	5242	09/11/15	3315		BERGEN PEAK	DR	4	2	GREENLEAF TRAILS ADD 6	PUD	\$ 216,180	2,402
1 FAMILY, NEW CONSTRUCTION-2	IDEAL HOMES OF NORMAN	5243	09/09/15	3815		PAINTED BIRD	LN	7	1	RED CANYON RANCH SEC 4	PUD	\$ 275,490	3,061
1 FAMILY, NEW CONSTRUCTION-2	IDEAL HOMES OF NORMAN	5244	09/09/15	3901		PAINTED BIRD	LN	8	1	RED CANYON RANCH SEC 4	PUD	\$ 271,800	3,020
1 FAMILY, NEW CONSTRUCTION-2	LANDMARK FINE HOMES, LP.	5262	09/22/15	717		MOUNT MITCHELL	LN	1	1	SPRINGS AT GREENLEAF TRAIL	PUD	\$ 234,682	2,267
1 FAMILY, NEW CONSTRUCTION-2	LANDMARK FINE HOMES, LP.	5263	09/22/15	3328		MOUNT MITCHELL	LN	20	2	SPRINGS AT GREENLEAF TRAIL	PUD	\$ 303,301	2,939
1 FAMILY, NEW CONSTRUCTION-2	LANDMARK FINE HOMES, LP.	5264	09/22/15	3333		MOUNT MITCHELL	LN	2	4	SPRINGS AT GREENLEAF TRAIL	PUD	\$ 292,940	3,146
1 FAMILY, NEW CONSTRUCTION-2	LANDMARK FINE HOMES, LP.	5265	09/22/15	3407		MOUNT MITCHELL	LN	13	3	SPRINGS AT GREENLEAF TRAIL	PUD	\$ 262,421	2,640
1 FAMILY, NEW CONSTRUCTION-2	HOME CREATIONS, INC.	5310	09/16/15	3602		TRUMAN	DR	10	2	INDEPENDENCE VALLEY #1	R1	\$ 148,140	2,235
1 FAMILY, NEW CONSTRUCTION-2	IDEAL HOMES OF NORMAN	5335	09/11/15	916		LERKIM	LN	5	3	TRAILWOODS SEC 8	PUD	\$ 141,210	1,569
1 FAMILY, NEW CONSTRUCTION-2	IDEAL HOMES OF NORMAN	5336	09/18/15	902		EAGLE ROCK	LN	18	1	GREENLEAF TRAILS ADD 6	PUD	\$ 186,390	2,071
1 FAMILY, NEW CONSTRUCTION-2	STONEMALL HOMES, LLC.	5364	09/10/15	3410		BLACKBIRD	LN	2	3	FROST CREEK ADD.	R1	\$ 500,000	4,534
1 FAMILY, NEW CONSTRUCTION-2	IDEAL HOMES OF NORMAN	5402	09/18/15	605		CAPOLYN RIDGE	RD	10	2	RED CANYON RANCH SEC 5	PUD	\$ 270,540	3,006
1 FAMILY, NEW CONSTRUCTION-2	MUIRFIELD HOMES	5425	09/11/15	1036		JOE KEELEY	DR	8	1	SUTTON WOODS #2	R1	\$ 337,600	5,086
1 FAMILY, NEW CONSTRUCTION-2	IDEAL HOMES OF NORMAN	5438	09/17/15	1023		EAGLE ROCK	LN	3	4	GREENLEAF TRAILS ADD 6	PUD	\$ 186,390	2,071
1 FAMILY, NEW CONSTRUCTION-2	TURNER AND SON HOMES	5442	09/17/15	14700	E	LINDSEY	ST	5	1E	NOT SUBDIVIDED	A2	\$ 212,220	2,393
1 FAMILY, NEW CONSTRUCTION-2	SOUTHERN CROSS CUSTOM HOM	5443	09/17/15	3928	NW	STERLING	ST	12A	3	MARLATT ADD	R1	\$ 300,000	4,528
1 FAMILY, NEW CONSTRUCTION-2	FOSTER SIGNATURE HOMES	5451	09/22/15	4705		ISABELLA	RD	6	2	LAS COLINAS SEC. #1	R1	\$ 275,000	4,615
1 FAMILY, NEW CONSTRUCTION-2	OWNER	5454	09/22/15	4921		120TH	AVE	6	8	WHISPERING HILLS	R1	\$ 80,000	4,800
1 FAMILY, NEW CONSTRUCTION-2	BYRD BUILDING	5481	09/16/15	1908	NE	WINDERMERE	DR	1	4	BROOKHAVEN #26	R1	\$ 750,000	6,771
1 FAMILY, NEW CONSTRUCTION-2	CHERRY, RICHARD & PEGGY	5484	09/23/15	6302	E	ROCK CREEK	RD	19	1W	NOT SUBDIVIDED	A2	\$ 435,550	6,600
1 FAMILY, NEW CONSTRUCTION-2	DOSSER, TONNIE & JEFF	5486	09/22/15	1575	NE	108TH	AVE	23	1W	NOT SUBDIVIDED	A2	\$ 326,000	3,339
1 FAMILY, NEW CONSTRUCTION-2	FIRST OKLAHOMA CONST. INC.	5517	09/23/15	2005		CADE	CT	17	6	SUMMIT VALLEY #2	R1	\$ 175,140	2,938
1 FAMILY, NEW CONSTRUCTION-2	SUN CUSTOM HOMES	5541	09/29/15	13730		STELLA	RD	30	1E	SUNSET RIDGE SURVEY	A2	\$ 178,912	2,478
1 FAMILY, NEW CONSTRUCTION-2	SOONER TRADITIONS, LLC.	5558	09/24/15	1400		SKYLER	WAY	5	2	CEDAR LAKE SEC #1	R1	\$ 166,230	2,456
1 FAMILY, NEW CONSTRUCTION-2	IDEAL HOMES OF NORMAN	5590	09/25/15	2924		TRAILWOOD	DR	13	2	TRAILWOODS SEC 8	PUD	\$ 179,010	1,989
1 FAMILY, NEW CONSTRUCTION-2	IDEAL HOMES OF NORMAN	5591	09/30/15	906		EAGLE ROCK	LN	17	1	GREENLEAF TRAILS ADD 6	PUD	\$ 166,770	2,448
1 FAMILY, NEW CONSTRUCTION-2	MUIRFIELD HOMES	5593	09/23/15	908		TRISHA	LN	16	4	ARBOR LAKE ADD #5	R1	\$ 245,000	3,733
1 FAMILY, NEW CONSTRUCTION-2	MUIRFIELD HOMES	5594	09/28/15	1630		HOLLISTER	TR	26	1	MONTECITO RANCH	PUD	\$ 320,000	4,643
1 FAMILY, NEW CONSTRUCTION-2	IDEAL HOMES OF NORMAN	5661	09/29/15	2908		LERKIM	LN	8	1	TRAILWOODS SEC 8	PUD	\$ 217,800	2,420
1 FAMILY ATTACHED	FIRST OKLAHOMA CONST. INC.	5385	09/28/15	109		BOULEVARD DU LAC	LN	5B	1	SUMMIT LAKE VILLAS #1	PUD	\$ 123,480	1,855
1 FAMILY ATTACHED	FIRST OKLAHOMA CONST. INC.	5386	09/28/15	111		BOULEVARD DU LAC	LN	6A	1	SUMMIT LAKE VILLAS #1	PUD	\$ 127,170	1,929
2 FAMILY, NEW CONSTRUCTION	CUSTOM BUILDERS OF OK, LLC.	5446	09/24/15	701		JENKINS	AVE	83	4	STATE UNIVERSITY ADD	R3	\$ 300,000	2,256
2 FAMILY, NEW CONSTRUCTION	CUSTOM BUILDERS OF OK, LLC.	5447	09/24/15	703		JENKINS	AVE	83	4	STATE UNIVERSITY ADD	R3	\$ 300,000	2,256
2 FAMILY, NEW CONSTRUCTION	CUSTOM BUILDERS OF OK, LLC.	5448	09/24/15	707		JENKINS	AVE	80	4	STATE UNIVERSITY ADD	R3	\$ 300,000	2,256
2 FAMILY, NEW CONSTRUCTION	CUSTOM BUILDERS OF OK, LLC.	5449	09/24/15	705		JENKINS	AVE	80	4	STATE UNIVERSITY ADD	R3	\$ 300,000	2,256
2 FAMILY, NEW CONSTRUCTION	WOODS, WILLIAM D.	4862	09/09/15	117	W	LINN	ST	8	3	LARSH ADD #1	R3	\$ 300,000	2,662
2 FAMILY, NEW CONSTRUCTION	WOODS, WILLIAM D.	4863	09/09/15	117	W	LINN	ST	8	3	LARSH ADD #1	R3	\$ 300,000	2,662
3+ FAMILY, FOUNDATION PERMIT-2	CARLSBAD CONST. CO. LLC.	5503	09/18/15	2501		PENDLETON	DR	14	3W	NOT SUBDIVIDED	PUD	\$ 14,867	1,350
3+ FAMILY, FOUNDATION PERMIT-2	CARLSBAD CONST. CO. LLC.	5507	09/18/15	2501		PENDLETON	DR	14	3W	NOT SUBDIVIDED	PUD	\$ 75,876	9,412
3+ FAMILY, FOUNDATION PERMIT-2	CARLSBAD CONST. CO. LLC.	5508	09/18/15	2501		PENDLETON	DR	14	3W	NOT SUBDIVIDED	PUD	\$ 19,325	2,802
3+ FAMILY, FOUNDATION PERMIT-2	CARLSBAD CONST. CO. LLC.	5509	09/18/15	2501		PENDLETON	DR	14	3W	NOT SUBDIVIDED	PUD	\$ 82,003	64,634
SEASONAL STORAGE CONTAINER	MOBILE MINI, INC.	5233	09/02/15	1222	W	LINDSEY	ST	1	3W	NOT SUBDIVIDED	C1		
TEMPORARY ROLL-OFF, OTHER	CITY OF NORMAN	5615	09/23/15	1100	N	UNIVERSITY	BLVD	5	1	WOODSLAWN INDUSTRIAL TRAC	I1		
TEMPORARY ROLL-OFF, RESIDENTIAL	CITY OF NORMAN	5257	09/02/15	3755		CEDAR RIDGE	DR	19	1	CEDAR RIDGE	R1		
TEMPORARY ROLL-OFF, RESIDENTIAL	CITY OF NORMAN	5301	09/04/15	701	N	COCKREL	AVE	9	1	TIFFIN ADD	R1		
TEMPORARY ROLL-OFF, RESIDENTIAL	CITY OF NORMAN	5314	09/09/15	620		GREYSTONE	LN	15	2	BROOKHAVEN #37	R1		
TEMPORARY ROLL-OFF, RESIDENTIAL	CITY OF NORMAN	5419	09/14/15	117		MMOSA	DR	5	6	CRYSTAL HEIGHTS #2	R1		
TEMPORARY ROLL-OFF, RESIDENTIAL	SOONER ROLL-OFF	5457	09/14/15	1800		ELMHURST	DR	15	1	OAKHURST ADD	R1		
TEMPORARY ROLL-OFF, RESIDENTIAL	CITY OF NORMAN	5546	09/21/15	4311		RIDGELINE	DR	17	1	GRANDVIEW EST NORTH #4	R1		

Permit Type	Contractor	Permit #	Issued	Street #	Direction	Street Name	Street Type	Lot	Block	Subdivision	Zoning	Valuation	Project Area
TEMPORARY ROLL-OFF RESIDENTIAL/CITY OF NORMAN-SANITATION		5553	09/21/15	520	W	LINDSEY	ST	2A	1	FLOYD ADD	R3		
TEMPORARY ROLL-OFF RESIDENTIAL/CITY OF NORMAN-SANITATION		5688	09/29/15	820	E	MAIN	ST	10	59	NORMAN, ORIGINAL TOWNSHIP	R1		
Total Permits (excluding temp roll-off) 163													
Average Valuation \$ 83,962 Total Valuation \$ 13,685,733													
Average Project Area 1,595 sq ft Total Project Area 259,981 sq ft													

1 FAMILY, NEW CONSTRUCTION-2 38 \$10,268,626	Sq Ft 3,402 2,504	1 FAMILY, ATTACHED 2 \$250,650	1 FAMILY, MANUFACTURED HOME-2 1 \$37,000	1 FAMILY, OTHER NON DWELLINGS 0 \$0	1 & 2 FAMILY, STORAGE BLDG-2 13 \$226,680	1 & 2 FAMILY, CARPORT-2 2 \$3,145	Total Accessory Buildings 15 \$229,825		1 & 2 FAMILY, SWIMMING POOL-3 5 \$248,650	Total Paving & Pools 14 \$283,959	
Total Living Area 95,138		3,784		1 & 2 FAMILY, STORM SHELTER-3 69 \$240,107		1 & 2 FAMILY, HOME REPLACE-2 0 \$0	1 & 2 FAMILY, ADD OR ALTER-2 14 \$383,495		Total Add/Alt 14 \$383,495		
2 FAMILY, NEW CONSTRUCTION 6 \$1,800,000		GARAGE APT, NEW CONST 0 \$0									

3+ FAMILY, FOUNDATION PERMIT-2 4 \$192,071	3+ FAMILY, SHELL 0 \$0	3+ FAMILY, INTERIOR FINISH 0 \$0	3+ FAMILY, NEW FULL PERMIT (3-4 DU/Bldg) 0 \$0	3+ FAMILY, NEW FULL PERMIT (5+ DU/ bldg) 0 \$0	3+ FAMILY, STORAGE BLDG-2 0 \$0	3+ FAMILY, CARPORT-2 0 \$0	3+ FAMILY, OTHER NON-DU 0 \$0	Total 3+ FAMILY, ADD OR ALTER 0 \$0 Family Add/Alt 0 \$0	
--	------------------------------	--	--	--	---------------------------------------	----------------------------------	-------------------------------------	--	--

TEMPORARY ROLL-OFF RESIDENTIAL/TEMPORARY ROLL-OFF, OTHER SEASONAL STORAGE CONTAINER 8 1 1	
DEMOS-RESIDENTIAL ADDRESS 1800 Elmhurst UNITS LOST detached garage	

HOUSE MOVING FROM ADDRESS Out of City	TO ADDRESS 13653 E Cedar Ln	NET UNITS Manuf Hm
--	--------------------------------	-----------------------

163	TOTAL PERMITS
\$13,685,733	TOTAL VALUE

Permit Type	Contractor	Permit #	Issued	Street #	Direction	Street Name	Street Type	Lot	Block	Subdivision	Zoning	Valuation	Project Area
COMMERCIAL, ADD/ALT-2	STRASSER, RANDY	1079	09/02/15	1222	W	LINDSEY	ST	1	3W	NOT SUBDIVIDED	C1	\$ 253,277	1,693
COMMERCIAL, ADD/ALT-2	SUN CONSTRUCTION SERVICES	3296	09/02/15	1289		NORTHLIFF	AVE	1		IMMANUEL BAPTIST CHURCH	RM6	\$ 1,064,220	8,532
COMMERCIAL, ADD/ALT-2	ANTIOCH COMMUNITY CHURCH OF	3750	09/01/15	1330	E	LINDSEY	ST	4	2	EAST LINDSEY PLAZA #1	C2	\$ 75,000	1,456
COMMERCIAL, ADD/ALT-2	MONTGOMERY, RICHARD	4403	09/25/15	2001	W	MAIN	ST	1		CARRIAGE PLAZA	C2	\$ 15,000	1,800
COMMERCIAL, ADD/ALT-2	BRADY'S PROPERTIES	4865	09/17/15	1282		INTERSTATE	DR	4	1	TOWNE WEST VILLAGE	C2	\$ 10,000	4,100
COMMERCIAL, ADD/ALT-2	NORMAN PUBLIC SCHOOLS	5269	09/23/15	815	N	PETERS	AVE	1	11	J.A.JONES ADDITION	A2	\$ 35,000	700
COMMERCIAL, INTERIOR FINISH-2	ARUSTRONG HOMES	4942	09/09/15	3240		DESKIN	DR	6	1	NORTHBRIDGE IND 177	11	\$ 20,000	1,320
COMMERCIAL, NEW CONSTRUCTION-2	RED SUN CONSTRUCTION CO. INC	56	09/01/15	1300		COLLEGE	AVE	1	1	SIGMA NU ADDITION	RM6	\$ 6,000,000	27,844
COMMERCIAL, NEW CONSTRUCTION-2	LANDMARK FINE HOMES, LP	2684	09/04/15	2700		WASHINGTON	DR	1	1	FRANKLIN BUSINESS PARK SEC 1	C1	\$ 585,000	5,401
TEMPORARY BLDG/CONST TRAILER-2	LOWE, DEBBIE & TIM	4988	09/15/15	3299	W	MAIN	ST	1	1	SOONER FASHION MALL	C2		
TEMPORARY BLDG/CONST TRAILER-2	SILVER STAR CONST.	5267	09/10/15	7099	E	STATE HWY 9		6	1W	NOT SUBDIVIDED	PUD		
Total Permits 9													
Average Valuation \$ 895,277													
Total Valuation \$ 8,057,497													
Average Project Area 5,872													
Total Project Area 52,846													

NEW CONSTRUCTION INFORMATION (New Const & New Shell Bldg)												
CONTRACTOR	CLASSIFI	BUILDING SIZE (Square Feet)	USE	ADD/ALTS			NEW CONSTRUCTION			TOTAL ADD/ALT AND NEW		
RED SUN CONSTRUCTION CO. INC.	CONSTRUCTION	27,844	BUSINESS	COMMERCIAL, ADD/ALT-2	COMMERCIAL, FIRE REPAIR	INTERIOR FINISH-2	COMMERCIAL, INTERIOR FINISH-2	NEW CONSTRUCTION	NEW CONSTRUCTION	SUBTOTAL NEW CONSTRUCTION	BLDG/CONST TRAILER-2	2
LANDMARK FINE HOMES, LP	INSTITUT. OFFICE	5,401	SIGMA NU FRATERNITY LANDMARK OFFICE	\$ 1,452,497	\$ -	\$ -	\$ 20,000	\$ 6,585,000	\$ -	\$ 6,605,000		
PARKING LOT- SUBTOTAL ADDITIONS AND ALTERATIONS				COMMERCIAL, FOUNDATION PERMIT2	COMMERCIAL, FOUNDATION PERMIT2	COMMERCIAL, FOUNDATION PERMIT2	COMMERCIAL, FOUNDATION PERMIT2	COMMERCIAL, FOUNDATION PERMIT2	COMMERCIAL, FOUNDATION PERMIT2	COMMERCIAL, FOUNDATION PERMIT2		
				\$ -	\$ 1,452,497	\$ -	\$ -	\$ -	\$ -	\$ -		
				6	6	6	1	2	3	9		
				DEMOLITIONS			STRUCTURE MOVING					
				Address	Purpose	Use	Address	Purpose	Use			
				NONE			NONE					

REVITILIZATION 10C

[illegible]

Work Orders, Owner Abatement after Work Order Issued, and Liens Filed FYE 2016													
	July	Aug	Sep	Oct	Nov	Dec	Jan	Feb	Mar	Apr	May	June	Totals
Work Orders	90	61	39										190
Owner Abated	19	21	7										47
Liens Filed	29	25	42										96

Signs Removed from Rights-of-Way FYE 2016													
	July	Aug	Sep	Oct	Nov	Dec	Jan	Feb	Mar	Apr	May	June	Totals
Signs Removed	4	10	100										114


OIL & GAS

Oil & gas inspections continued with 161 operating oil wells. 107 annual inspections were performed. The fall semi-annual inspections have been completed and inspection letters were sent to the oil and gas well operators.



Administrative Summary

September 2015 Summary



Operations

	<u>Current</u>		<u>Year-To-Date</u>	
	15	14	15	14
Part I Crimes	421	423	3,749	3,893
Murder	0	0	1	4
Rape	7	8	31	38
Robbery	8	9	42	49
Agg. Ass. **	36	18	164	113
Burglary **	119	45	663	545
Larceny	219	307	2,605	2,925
Auto Theft	31	35	237	214
Arson	1	1	6	5

** Crime Type under review

Part II Crimes				
DUI/APC	32	50	297	492
Drunkenness	57	65	487	610
DrugViolations	62	94	730	1,083
Littering	*	*	*	*
Forgery	24	35	338	319
Vandalism	68	68	609	614
Others	664	821	7,069	7,951
Total Crime	1,328	1,556	13,279	14,962

* Stats not available this month due to New World Conversion

Collisions				
Fatality	0	0	5	3
Injury	57	66	443	490
Non-Injury	156	185	1339	1473

Miscellaneous		
CAD Activity (Total)	* Stats not available this month due to New World Conversion	
Calls for Service (Police)	*	
Citations	*	
Warnings	*	
Community Activity (Hours)	*	
Avg Emergency Reponse Time (Min)	*	
Avg Non-Emerg Response Time (Min)	*	
Avg Call Time (Hours)	*	

Crime Free Multi-Housing Program September 2015

I continue to speak with some managers on a frequent basis. Brandywine Gardens met their Phase III requirement by participating in Norman's National Night Out on Tuesday, October 6, 2015. They were presented with their completion certificate and Norman Crime Free signage to be posted on the property. Brandywine Garden's is now Norman's second fully certified property.

I have other properties that have discussed an interest in the program and I will be setting up a manager training session in the near future.



Teddy Wilson
MASTER POLICE OFFICER
Commission #0615
teddy.wilson@normanok.gov

Norman Police Department
201-J West Gray St.
Norman, OK 73069
(405)366-5438

Integrity * Accountability * Mutual Respect * Service Attitude * Partnerships

ANIMAL CONTROL

11A

**ANIMAL CENTER DIVISION
PRELIMINARY REPORT FORM
September 2015**

	FY2016		FY2015	
OPERATIONAL INFORMATION	This Month	Year to Date	This Month	Year to Date
DOGS:				
Number on hand from last month	81		51	
Number impounded this month	231	512	136	388
Owner relinquish	8	11	18	35
In field pickup	0	0	8	11
Adoption returns	8	19	3	3
Disposal	1	7	1	5
Picked up dead	3	18	6	16
Number redeemed	15	52	26	87
Number adopted to public	83	159	41	110
Number turned to rescues	9	43	14	46
Number euthanized - Adoptable	0	0	7	13
Number euthanized - Non adoptable	22	38	8	45
Number died for unknown reason	3	4	1	2
Number fostered	120	186	32	71
Escaped	1	3	0	1
Total now on hand	55		51	
CATS:				
Number on hand from last month	70		35	
Number impounded this month	146	437	86	279
Owner relinquish	4	18	16	29
In field pickup	0	0	0	0
Adoption returns	1	3	0	0
Disposal	3	6	0	2
Picked up dead	5	15	12	36
Number redeemed	0	1	0	6
Number adopted to public	53	151	20	57
Number turned to rescues	17	23	14	68
Number euthanized - Adoptable	0	0	10	13
Number euthanized - Non adoptable	49	71	7	45
Number died for unknown reason	12	25	3	6
Number fostered	54	157	15	40
Escaped	0	1	1	1
Total now on hand	23		39	
MISCELLANEOUS:				
Domesticated Animals	3	7	0	3
Wildlife	129	254	86	263
TOTAL	132	261	86	266

NOTES:

	FY2016		FY2015	
SAFETY REPORT	This Month	Year to Date	This Month	Year to Date
Injuries on the Job	0	2	0	0
City Vehicle Damaged	0	0	1	1
Vehicle Accidents Reviewed	0	0	0	0
a. Employee Responsible	0	0	1	1
b. Employee Not Responsible	0	0	0	0

PET LICENSES ENFORCEMENT ACTION	This Month	Year to Date	This Month	Year to Date
January to December				
Total Licenses Sold (Annual)	129	3,793	286	4,357
Citations Issued (AWO)		700	24	431
Citations Issued (Private Citizen)		20	3	12
Warnings Issued		46	4	39

FINANCIAL INFORMATION	This Month	Year to Date	This Month	Year to Date
10-1531 Amount - dog redemption	\$470.00	\$1,496.00	\$780.00	\$3,654.00
10-1532 Amount-dog adoption	\$1,470.00	\$5,609.60	\$2,460.00	\$6,240.00
10-1531 Amount-cat redemption	\$0.00	\$85.00	\$0.00	\$215.00
10-1532 Amount-cat adoption	\$2,970.00	\$8,550.00	\$900.00	\$3,060.00
10-1531 Amount-misc. redemption	\$0.00	\$0.00	\$0.00	\$0.00
10-1532 Amount-Misc. adoption	\$30.00	\$30.00	\$15.00	\$75.00
10-1533 Miscellaneous	\$350.00	\$1,035.00	\$510.00	\$1,105.00
TOTAL	\$5,290.00	\$16,805.60	\$4,665.00	\$14,349.00

Donation 010-0000-227.24-31 \$380.00 \$863.00 \$405.00 \$689.00

Donation account balance **\$86,729.31** \$20,390.55

Liability payback (July to June)	This Month	Year to Date	This Month	Year to Date
2003 Adoption expansion				
Payback Balance	-\$3,937.50		-\$2,810.00	
22-L432 Liability - pet licenses	\$326.00	\$4,263.50	\$1,319.50	\$3,363.50
TOTAL (New Balance)	-\$4,263.50		-\$4,129.50	

NOTES:

Replacement CPL \$1.50

	FY2016		FY2015	
SPAY / NEUTER PROCEDURES	This Month	Year to Date	This Month	Year to Date
Dogs	70	120	27	86
Cats	47	128	15	46
TOTAL	117	248	42	132

	FY2016		FY2015	
ANIMAL BITES July to June	This Month	Year to Date	This Month	Year to Date
Dogs	0	11	4	19
Cats	0	2	1	4
Other	0	0	0	0

SUMMARY

Dogs returned to the owner prior to coming to the shelter

2	City pet license
	Rabies tag
3	Microchips
	Personal ID tag
3	Knew animal do to prior contact
	Neighbor told officer
1	Lost & Found slip at shelter
9	Total

Kennel Statistics Report
Intakes from 09/01/15 to 09/30/15

	DOG	PUPPY	CAT	KITTEN	OTHER	WILDLIFE	TOTAL
TOTAL	164	67	70	76	3	129	509
CONFISCAT	49	30	0	0	0	0	79
CRUELTY	48	30	0	0	0	0	78
POLICE	1	0	0	0	0	0	1
DISPO REQ	3	0	7	1	0	103	114
FIELD	1	0	2	1	0	16	20
OTC	2	0	5	0	0	87	94
EUTH REQ	0	0	3	0	0	0	3
OTC	0	0	3	0	0	0	3
FOSTER	50	8	19	35	0	0	112
OTC	50	8	19	35	0	0	112
OWNER SUF	7	1	4	0	1	0	13
OTC	7	1	4	0	1	0	13
RETURN	5	3	0	1	0	0	9
OTC	5	3	0	1	0	0	9
STRAY	50	25	37	39	2	2	155
FIELD	22	3	15	12	2	1	55
OTC	28	22	22	27	0	1	100
WILDLIFE	0	0	0	0	0	24	24
FIELD	0	0	0	0	0	22	22
OTC	0	0	0	0	0	2	2

Kennel Statistics Report

Outcomes from 09/01/15 to 09/30/15

	DOG	PUPPY	CAT	KITTEN	OTHER	WILDLIFE	TOTAL
TOTAL	188	68	98	95	3	129	581
ADOPTION	80	11	36	34	3	0	164
IN FOSTER	40	7	11	24	0	0	82
RESCUE GRP	9	0	13	4	2	0	28
WALKIN	30	4	11	6	1	0	52
WEB	1	0	1	0	0	0	2
DIED	2	1	5	7	0	0	15
IN FOSTER	1	0	4	6	0	0	11
IN KENNEL	1	1	1	1	0	0	4
DISPOSAL	4	0	7	1	0	106	118
CREM-PRIV	1	0	3	0	0	87	91
CREM-SHELT	3	0	4	1	0	19	27
EUTH	22	0	38	11	0	1	72
AGED	1	0	0	0	0	0	1
AGGRESSIVE	5	0	0	0	0	0	5
BEH MANAGE	1	0	0	0	0	0	1
BEH SEVERE	8	0	10	0	0	0	18
COND SEVER	6	0	7	0	0	0	13
FERAL	0	0	1	0	0	0	1
ILL SEVERE	1	0	17	11	0	1	30
UNDRAGE/WT	0	0	3	0	0	0	3
FOSTER	64	56	12	42	0	0	174
COND MINOR	1	0	0	0	0	0	1
ILL MINOR	0	0	1	5	0	0	6
PREGNANT	11	0	0	0	0	0	11
SPACE	49	16	8	16	0	0	89
TIME/SPACE	0	0	0	1	0	0	1
UNDRAGE/WT	3	40	3	20	0	0	66
MISSING	1	0	0	0	0	0	1
ESCAPED	1	0	0	0	0	0	1

	DOG	PUPPY	CAT	KITTEN	OTHER	WILDLIFE	TOTAL
RTO	15	0	0	0	0	0	15
LOST RPT	1	0	0	0	0	0	1
PHONE	11	0	0	0	0	0	11
WALKIN	2	0	0	0	0	0	2
WEB	1	0	0	0	0	0	1
TRANSFER	0	0	0	0	0	22	22
WILDCARE	0	0	0	0	0	22	22

	TRANSFER
Wildcare Wildcare	22
Total	22

Kennel Statistics Report
Animals On Hand on 09/30/15

	DOG	PUPPY	CAT	KITTEN	OTHER
Total	52	3	7	16	2
CLEVELAND CNTY	1	0	0	0	0
NORMAN	49	3	7	16	2
OKLAHOMA CITY	1	0	0	0	0
UNIVERSITY OK	1	0	0	0	0

Spay/Neuter Activity Between 9/1/2015 and 9/30/2015

	Neuter	Spay	Total
CAT	8	5	13

A019878	A020154	A019990	A020061	A020108
A020192	A019594	A019996	A020133	A020129
A019852	A018980	A020030		

	Neuter	Spay	Total
DOG	27	35	62

A019740	A020069	A020086	A020292	A019792
A019973	A020271	A020261	A020252	A020240
A020250	A020275	A020139	A017564	A020150
A020287	A019253	A019067	A019685	A019563
A020148	A018716	A019076	A019855	A019546
A020273	A019895	A019796	A019248	A011644
A019809	A019986	A020042	A020068	A020070
A020291	A019797	A020268	A020441	A020458
A020295	A018981	A019522	A019639	A018755
A018924	A020272	A020233	A019812	A018451
A018952	A019698	A020232	A018951	A019786
A017532	A019932	A020242	A020231	A020247
A019672	A019795			

	Neuter	Spay	Total
KITTEN	24	10	34

A019966	A019978	A020207	A019810	A020031
A019153	A019500	A019814	A019031	A020164
A019760	A019869	A019423	A019636	A019637
A019879	A019911	A019979	A019977	A019980
A019989	A019638	A019868	A019912	A019963
A018888	A018889	A019152	A019501	A020377
A019633	A019987	A019505	A019764	

	Neuter	Spay	Total
PUPPY	6	2	8

A019735	A019923	A020414	A020447	A020099
A020111	A019426	A019981		



Monthly Service By Assignment

January 2015 to September 2015
Animal Welfare Volunteers

Place	Assignment	Jan 2015 Hours	Feb 2015 Hours	Mar 2015 Hours	Apr 2015 Hours	May 2015 Hours	Jun 2015 Hours	Jul 2015 Hours	Aug 2015 Hours	Sep 2015 Hours	Total Hours
Norman Animal Welfare Center	Groomer	0:00	0:00	0:00	0:00	0:00	0:00	0:00	0:00	0:00	0:00
	NAWC-Bather / Groomer	0:00	0:00	0:00	0:00	0:00	0:00	0:00	0:00	0:00	0:00
	NAWC-Beautification Volunteer	0:00	0:00	0:00	0:00	0:00	0:00	0:00	0:00	0:00	0:00
	NAWC-Cat Socializer	0:00	0:00	0:00	1:00	1:00	3:15	6:30	16:40	23:30	51:55
	NAWC-Community Outreach Volunteer	2:30	5:45	0:00	2:00	11:00	22:30	2:00	7:00	3:00	55:45
	NAWC-Dog Handler	8:25	7:30	3:50	5:00	2:00	9:30	13:00	8:15	38:50	96:20
	NAWC-Foster Program	0:00	0:00	0:00	0:00	0:00	0:00	0:00	0:00	0:00	0:00
	NAWC-Laundry	0:00	0:00	0:00	0:00	0:00	6:00	7:00	9:30	6:30	29:00
	NAWC-Lobby Greeter	0:00	0:00	0:00	0:00	0:00	0:00	0:00	4:00	5:00	9:00
	NAWC-Orientation	0:00	0:00	0:00	0:00	1:45	0:00	0:00	2:00	8:00	11:45
	NAWC-Photographer	0:00	0:00	0:00	0:00	0:00	0:00	0:00	17:30	10:30	28:00
	Other Volunteer Services	0:00	0:00	0:00	0:00	0:00	0:00	0:00	0:00	0:00	0:00
Grand total	Total	10:55	13:15	3:50	8:00	15:45	41:15	28:30	64:55	95:20	281:45
		10:55	13:15	3:50	8:00	15:45	41:15	28:30	64:55	95:20	281:45

DEPARTMENT OF PUBLIC WORKS
MONTHLY PROGRESS REPORT
CITY OF NORMAN, OKLAHOMA
September, 2015

ENGINEERING DIVISION

DEVELOPMENT

The Development Coordinator processed 1 Certificate of Survey, 1 Short Form Plat, 1 Final Plat (Ultimately for Development Committee), and 4 Preliminary Plats for Planning Commission; 3 Final Plats were processed for Development Committee; 2 Preliminary Plats, 1 Final Plat, 1 Consent to Encroach, 3 Sidewalk Easements, and 1 Closure were processed for City Council review. The Development Engineer reviewed 27 sets of construction plans and 5 punch lists. There were 161 permits reviewed and/or issued. Fees were collected in the amount of \$22,786.35.

CAPITAL PROJECTS

SH-9E and Lindsey Street Interchanges

Construction on the I-35/ SH-9E and Lindsey Street Interchanges Reconstruction project began on Monday, March 2, 2015. This is a \$72 million construction project awarded to Sherwood Construction Company of Tulsa, Oklahoma. The Oklahoma Department of Transportation (ODOT) is administering the construction of this project.

The project involves the following items:

- The new SH-9E modified Interchange will allow large volumes of traffic to negotiate the area.
- SH-9E Project will provide a connection from Ed Noble Parkway to SH-9E
- Replace the existing Lindsey Street interchange with a Single Point Urban Interchange (SPUI). The SPUI will include longer on and off ramps at I-35 and a wider Lindsey Street bridge. The SPUI will allow large volumes of traffic to negotiate the area using a single set of traffic signals mounted at the center of the bridge. This is the second SPUI interchange in Norman and the third in the State of Oklahoma.
- Widen I-35, from the Canadian River Bridge to ½ mile south of Main street, from four to six lanes
- Three new bridges will be constructed to vertically separate the on and off ramps from I-35 to SH-9E and Lindsey Street

The contractor's activities this month were as follows:

- Continue road and sound wall construction on the north side of SH-9E between McGee Drive and 24th Avenue SW
- Continue to install the Lindsey Street storm water box culvert on the east side of I-35
- Continue work on Ed Noble Parkway south of Lindsey Street
- Continue to lower and reconstruct the I-35 main line to north of Lindsey Street
- Continue to construct the MSE wall south of Lindsey Street and west of I-35.
- Continue the reconstruction of the intersection of SH-9E and 24th Avenue SW. Traffic control has been installed to direct the traveling public through the construction area.
- Continue work on the deck of the first ramp bridge located on the west side of I-35.
- Continue work on the second ramp bridge located on the west side of I-35.

Cedar Lane Road – 12th Avenue SE to ½ mile east of 24th Avenue SE

The Cedar Lane Road Widening Project is an \$8.1 million roadway construction project awarded to Duit/TTK construction of Oklahoma City. The contractor started work on the project on June 23, 2014 and will be complete in August 2015. The project involves the construction of a new four-lane roadway that will include five foot bike lines on each side of the road. The project will also include improvements to 12th Avenue SE and 24th Avenue SE as they approach Cedar Lane Road, improve the BNSF railroad crossing and resurface U.S. Highway 77 on the north and south sides of Cedar Lane Road. Signalization of the 12th Avenue SE and Cedar Lane Road intersection will also help relieve traffic congestion at peak travel times during the day. The Oklahoma Department of Transportation (ODOT) is administering the construction of this project.

The project is substantially complete and open to all traffic. Remaining items include bike lane surface coloration, permanent signing, and punch list items. DBI, the sub-contractor, began installing the bike lane surfacing on September 29th and plans to be finished by the end of this week. A final walk through is tentatively planned for next week. The contractor will then have 30 days to complete all punch list items per ODOT requirements.

Lindsey Street – 24th Avenue SW to Berry Road

On August 28, 2012 the citizens of Norman voted in favor of a bond issue to finance the local share of 8 projects. One of the projects is Lindsey Street from 24th Ave. SW to Berry Road. The proposed improvements are:

- Widening Lindsey Street from 3 lanes to 4 lanes with a raised median
- New bridge over Imhoff Creek
- Continuous sidewalks on both sides of the street
- Multi-modal improvements including bicycle lanes
- Aesthetic enhancements including decorative pavement, landscaping, and roadway lighting
- Underground utilities
- Accessibility to disabled individuals
- Improved drainage system on Lindsey Street

The estimated cost of this project is \$38.4 million with the City receiving \$13.1 million in federal funds.

The relocation of the City's water line and the construction of the common utility trench are complete. OG&E, Cox Communications and AT&T are placing their utilities in the common utility trench. All utility activities are expected to be completed in early November 2015. The bid opening for the Lindsey Street roadway improvement is scheduled in February 2016.

Timberdell Road between Chautauqua Avenue and Jenkins Avenue

Construction on the Timberdell Road Project began on Monday, June 15, 2015 and is tentatively scheduled to be completed by September 2015. A-Tech Paving, working under contract for the University of Oklahoma, will reconstruct Timberdell Road. During construction, the roadway will be closed to through traffic and signs will be installed to direct the traveling public.

The contractor's activities this month were as follows:

- Paved the roadway from Asp to Jenkins
- Continue the earthwork between Asp and Chautauqua

SH-9E from 36th Avenue SE to 72nd Avenue SE:

Construction on the SH-9E Reconstruction and Widening Project began on Tuesday, September 8, 2015. This is a \$22 million construction project under construction by Silver Star Construction of Moore, Oklahoma. The contract time is set at 420 days with a \$7,500 per day incentive. Completion of this project is estimated to be November 2016. The Oklahoma Department of Transportation (ODOT) is administering the construction of this project. State Highway 9 will remain open during construction.

The project involves the following items:

- This phase of construction will begin just east of 36th Avenue and continue to a point just east of SE 72nd Ave.
- The road will be widened to 4 lanes (2 lanes east/west, with a flush median).
- Access will be maintained to the neighborhoods and homes during the project.
- Public Works staff will be working with ODOT and the contractor to ensure that any temporary access is appropriate for local traffic (both residents and emergency responders).
- A new bridge will be constructed across Dave Blue Creek; phased construction of the new bridge in conjunction with the existing bridge will maintain 2-way traffic on SH-9E.

*Monthly Progress Report
Public Works (September 2015)*

- One week advance notice will be provided to the public in advance of major construction phasing changes
- A 5-day work week is typical, but may include some Saturdays. No construction will occur on OU football game days.

The contractor is working on construction activities associated with installing a temporary roadway widening on the north side of SH-9E. When completed, 2-way traffic will be shifted northward to allow more room to construct permanent improvements on the south side of SH-9E.

The contractor's activities this month were as follows:

- Finish removing vegetation along the entire project north of SH-9
- Finish three drainage structure extensions between 60th and 72nd Avenue SE
- Begin earth grading on north side of SH-9.
- Construct Detour for Blue Creek Drive to facilitate street and bridge construction

The contractor plans to work Saturdays when OU Football games are away while weather is good to accelerate the project.

May 2015 Storm Rebuilding Program Update:

On Tuesday, June 9, 2015, City Council approved a contract with Tetra Tech to assist city staff with documentation and storm damage assessments as a result of the flooding and tornado events between May 5 and June 4, 2015. In total, there were 64 (17 major and 47 minor) damaged infrastructure locations that are being repaired by the City of Norman using a combination of funding sources.

All temporary roadway repairs are now complete. The only current road closure is at Post Oak Road between 108th Avenue SE and 120th Avenue SE. Due to the extensive damage to this bridge, a temporary repair is not economical and it will remain closed until a new bridge can be designed and constructed. Minor temporary repairs are mostly complete (41 locations to date). City crews intend to start addressing the remaining temporary repairs so we can submit the costs for FEMA reimbursement.

Staff has completed the selection process for engineering design services on multiple projects to enhance or mitigate flood issues with approximately nine storm recovery locations including one or more bridges, multiple reinforced concrete box culverts, erosion protection, and an Imhoff Creek channel repair. These projects fall outside the scope of work of our current contract with Tetra Tech, our disaster relief consultant.

Tetra Tech is finalizing hydrology & hydraulic studies to help staff finalize the proposed replacement structure sizes at multiple locations. All draft project worksheet packets for City review prior to FEMA submittal are anticipated to be complete by early October. Reimbursement requests of up to \$700,000 are being processed by FEMA at the present time.

FYE 2016 Sidewalk Program:

FYE 2016 Concrete Projects bid was awarded on August 11, 2015 by City Council to Central Contracting services in the amount of \$237,227.00 for the four following projects to be completed throughout the fiscal year 2016:

- **Citywide Sidewalk Reconstruction Program** which is intended to assist property owners in repairing existing sidewalks and constructing new sidewalks along an entire city block. Property owners who wish to participate in the Citywide Sidewalk Reconstruction Project will pay fifty percent (50%) of the estimated cost, with the City paying the remaining fifty- percent (50%) from funds allocated to this project. This project will also complete the north side sidewalk gap on Rock Creek Road between Grandview Avenue and 36th Avenue N.W. Staff has received multiple requests by citizens for this sidewalk. This area experiences significant pedestrian traffic from the neighborhoods to the west of 36th Avenue N.W. Rock Creek Road is currently a two lane road. Construction on this project began September 28th, 2015 and is expected to be complete November 18th, 2015.

*Monthly Progress Report
Public Works (September 2015)*

- **Sidewalk Accessibility Program** which provides sidewalk ramps where none exist and rebuilds existing ramps that do not comply with the current Americans with Disabilities Act (ADA) standards. This project will construct approximately fourteen (14) curb ramps. Locations are determined at the request of citizens and along arterial and collector streets that do not currently have ramps at street-sidewalk intersections. Locations in this year's program will include the intersections along Wylie Road, south of Boyd Street and Northcliff Avenue.
- The **Sidewalk Program for Schools and Arterials Program** is used to construct new sidewalks adjacent to elementary schools that have no sidewalks and along walking routes to the schools. The location in this year's program is the North side of Brooks Street from Berry Road to Pickard Avenue, with new ramps at the intersection of Brooks and Pickard, in the McKinley School district.
- The **Downtown Area Sidewalks and Curbs Program** will repair hazardous or deteriorated sidewalks, ramps and curbs in the downtown area. The location will be concentrated on the north/south corridors on the east side of downtown, along Crawford Avenue north and south of Main Street.

STORMWATER MANAGEMENT PROGRAM:

- 142 Construction Inspections (79 Sites Active)
- 3 New Earth Change Permits Issues
- 11 Citizen Calls (87 YTD)
- 4 Stormwater Outfall Inspections
- 7 Detention Pond Inspections
- 2 Notice of Violation (NOV) Issued
- TMDL Public Meeting held on 9/16/15
- TMDL council Study Session held on 9/29/15
- Community Rating Service (CRS) Audit Review Meeting on 9/22/15

STREETS

ASPHALT OPERATIONS

INDIAN HILLS RD B/24TH AVE NW AND BROADWAY OVERLAY
2,373.11 tons of asphalt

ROCK CREEK RD B/168TH AVE NE AND 180TH AVE NE OVERLAY
1,947.90 tons of asphalt

DEEP PATCH OPERATIONS

2400 BLK CIMARRON
16.07 tons of asphalt

2700 BLK CIMARRON
12.12 tons of asphalt and 1.5 cubic yards of concrete

2400 BLK KNOLLWOOD
10.04 tons of asphalt

2400 BLK OVERBROOK
36.64 tons of asphalt and 5.0 cubic yards of concrete

N.1200 LAKECREST DR
3.03 tons of asphalt

SENIOR CITIZEN CENTER PARKING LOT
2.09 tons of asphalt

CONCRETE OPERATIONS

TRIAD VILLAGE PANEL REPLACEMENT

85.50 cubic yards of concrete

DRAINAGE OPERATIONS

E.1200 ROCK CREEK RD PIPE REPAIR

1.0 cubic yards of concrete

POST OAK RD AT BNSF HEADWALLS

17.0 cubic yards of concrete

OTHER

ROUTINE POTHOLE PATCHING OPERATIONS

This month approximately 3.03 tons of asphalt was utilized in routine pothole patching operations.

INTERLOCAL AGREEMENT CLEVELAND CO.

FRANKLIN RD B/192ND AND COUNTY LINE OVERLAY

2,871.05 tons of asphalt

SUNNY LANE B/INDIAN HILLS RD AND 34TH ST OVERLAY

2,520.08 tons of asphalt

TECUMSEH RD B/192ND AVE NE AND EAST END OVERLAY

1,564.72 tons of asphalt

72ND AVE SE BETWEEN MAGUIRE AND 1000 FEET SOUTH OVERLAY

620.56 tons of asphalt

STORM WATER

704 STINSON STREET

Repairing deteriorated concrete street panels. Placed 50 cubic yards of concrete, 15 tons 3-inch rock, 29 tons rock and hauled 148 tons debris.

MISCELANEOUS WORK ORDERS

Crews assisted in sight triangle, dead fallen tree in right-of-way and repaired fence at Lindsey Street Yard.

RURAL AREA/EASTSIDE NORMAN

Trimmed tree in sight triangle at various locations in the rural east area. Hauled 4 tons debris/wood chips.

POST OAK ROAD

Replacing deteriorated drainage culvert pipe. Placed 20 feet of pipe and placed 11 cubic yards of concrete.

URBAN STREET SWEEPING OPERATIONS

Urban street sweeping operations, a total of 481 miles were swept resulting in the removal of approximately 243 tons of debris from various curblane streets.

STORM WATER MANAGEMENT

Cleared 10 tons of debris from drainage right-of-ways in the urban/rural area.

URBAN/RURAL LITTER PROGRAM

Removed 2.33 tons of trash/debris from urban/rural right-of-ways.

PLANT GROWTH REGULATOR APPLICATION

Applied plant growth regulator to 6 miles roadside right-of-ways in the urban/rural area.

MOWING OF DRAINAGE/ROADSIDE RIGHT-OF-WAYS

Mowed and trim mowed 3,211,234 feet of drainage right-of-ways in the urban area.

Mowing 33 miles of urban roadside right-of-ways (smooth cut).

Mowing 164.25 miles of urban/rural roadside right-of-ways (rough mowing).

FLEET DIVISION

The Fleet Management Division Activity Report shows a comprehensive summary of the activity during the month, broken down into 3 subgroups: Fuel Report, Maintenance Report, and Productivity Report.

Fuel Report

Purchases: The Inventory fuel and Outside fuel purchases are added together for each category of fuel - Unleaded gasoline, Diesel fuel, and CNG.

Amount Sold: The amount of Inventory fuel and Outside fuel disbursed to city divisions are shown.

Price Per Gallon: For Inventory Purchases, each time a purchase is made the invoice information, such as quantity and total price is receipted into the Faster system. The Faster program then tallies the information and decides on a price-per-gallon for that purchase. The monthly high and the monthly low price-per-gallon for unleaded gasoline and diesel fuel are shown.

Maintenance Report

Repair Parts Sold: This shows the amount of money spent on repair parts for vehicles during the month.

Tires Sold: This shows the amount of money spent on tires for city vehicles during the month.

Total Parts Sold: This is the sum of Repair Parts and Tires Sold added together.

Sublet Repairs: This is the amount spent on outside repairs during the month.

Road Calls: This is the amount of times Fleet was called out to retrieve/repair a vehicle.

Preventative Maintenance Services: This is the amount of times a vehicle failed to make the appointed preventative maintenance service and had to be rescheduled.

Total Work Orders: This is the amount of work orders for the entire month.

Year to Date Work Order Total: This is the amount of work orders for the entire year.

Productivity Report

Direct Labor Hours: Each mechanic's total direct labor hours are shown. Then the direct labor hours are tallied together. After that the total available hours are shown to assess productivity.

Productivity Goal: When mechanics are productive at 70%, meaning that 70% of their day was spent actually working on vehicles, the City of Norman is in equilibrium. We are able to use the money generated from their direct labor to pay wages, benefits and the utilities.

Actual Productivity: This is the average percent of all the mechanics' total productivity during the available working hours for the month.

SERVICE EFFORTS AND ACCOMPLISHMENTS FYE 2016

STREET DIVISION					
	FYE 2016 September, 2015	FYE 2016 September, 2015	Year to Date	Year to Date	FYE 2016
PERFORMANCE INDICATORS	ACTUAL	PER CENT	ACTUAL	PER CENT	PROJECTED
Distribute work order requests to field personnel within one day.	99%	99%	99%	99%	99%
Patch 100% of all potholes smaller than one cubic foot within 24 hours (tons of material used)	77.90	100%	674.15	100%	95%
Overlay/pave 10 miles per year.	5.10	51%	9.92	99%	100%
Replace 1,160 square yards of concrete pavement panels	120.00	10%	226.50	20%	100%
Grade all unpaved alleys two (2) times per year. (approximately 210 blocks)	10.00	2%	30.00	7%	50%
Grade all unpaved public roads eight (8) times a year. (approximately 21 miles)	42.00	25%	126.00	75%	100%

STORM WATER DIVISION					
	FYE 2016 September, 2015	FYE 2016 September, 2015	Year to Date	Year to Date	FYE 2016
PERFORMANCE INDICATORS	ACTUAL	PER CENT	ACTUAL	PER CENT	PROJECTED
Distribute work order requests to field personnel within one day.	99%	99%	99%	99%	99%
Mechanically sweep 500 curb miles per month (lane miles)	481.00	96%	1,298.00	22%	50%
Inspect and clean 100% of the urban drainage inlets three times per year. (approximately 5,000 locations)	26.00	0%	1,192.00	8%	70%
Mow 190 ROW-miles of Urban right-of-way, eighteen times per year (miles)	33.00	1%	116.00	3%	85%
Mow 148 miles of Rural Right-of-way twice per year (miles)	164.25	55%	499.50	169%	50%
Mow 2,271,548 sq.feet of open drainage ways, six times per year	3,211,234.00	24%	5,796,162.00	43%	80%
Apply chemical vegetative control to 160 urban/rural ROW-miles twice per year	6.00	2%	17.50	5%	65%

SEPTEMBER 2015
DEVELOPMENT COORDINATION, ENGINEERING,
AND PERMIT REVIEW

Subdivision Development:

FY 15-16 Associated Fees

Planning Commission/Dev Comm Review: This Month Last Month Total

*Norman Rural Cert of Survey..1
 *Final Plats.....1
 *Preliminary Plats.....4
 *Short Form Plat.....1

City Council Review:

Certificate of Survey.....0
 Preliminary Plat.....2
 Final Plats.....1
 Consent to Encroach.....1
 Certificate of Plat Correction....0
 Sidewalk Easements.....3
 Closure of ROW.....1

Development Committee:

Final Plats.....3 \$1,560.00

Fee-In-Lieu of Detention.....0 \$0.00

Subtotal: \$1,560.00 \$2,115.00 \$7,065.00

Permits Reviewed/Issued:

(includes Offsite Construction fees)

**Single Family.....41
 ***Commercial.....12
 Multi-Family.....0
 Addition/Alteration.....12
 House Moving.....2
 Paving Only.....9
 Storage Building.....12
 Swimming Pool.....7
 Storm Shelters.....52
 Public Improvements.....9
 Temporary Encroachments.....1
 Fire Line Pits/Misc.....4
 Flood Plain (@\$100.00 each).....0

Total Permits..... \$21,226.35 \$31,530.66 \$70,578.81

Grand Total..... \$22,786.35 \$33,745.66 \$77,833.81

*****Construction Plan Review occurrences** 27 41 97

*******Punch Lists prepared**..... 5 5 14

* All Final Plat review completed within ten days.....PI # 13

** All Single Family Permits were reviewed and completed within three days.....PI # 10

*** All Commercial Permits were reviewed and completed within seven days.....PI # 11

**** All Construction Plans were reviewed within ten days.....PI # 12

*****All Punch Lists prepared within one day of Final Inspection.....PI # 8

SEPTEMBER 2015

DEVELOPMENT COORDINATION, ENGINEERING, AND PERMIT REVIEW

**KEN DANNER/TODD McLELLAN/DREW
NORLIN**

	NUMBER OF INSTANCES	PERCENTAGE ACHIEVED
PI #8 PREPARE DEVELOPMENT PUNCH LIST WITHIN 1 DAY OF FINAL INSPECTION	5	100%
PI #10 SINGLE FAMILY BLDG PERMIT REVIEW W/I 3 DAYS	41	100%
PI #11 COMMERCIAL BLDG PERMIT REVIEW W/I 7 DAYS	12	100%
PI #12 CONSTRUCTION PLAN REVIEW W/I 10 DAYS	27	100%
PI #13 FINAL PLAT REVIEW COMPLETED WITHIN 10 DAYS	7	100%

**FLEET MANAGEMENT
ACTIVITY REPORT
September 2015**

FYE 2016

**FUEL REPORT
IN GALLONS**

	<u>UNLEADED PURCHASED</u>	<u>DIESEL PURCHASED</u>	<u>CNG PURCHASED</u>	
Internal pumps	22,204.00	25,547.00	27,906.21	
Outside - sublet	1,172.90	384.00	0.00	
TOTAL	23,376.90	25,931.00	27,906.21	
TOTAL	<u>UNLEADED CONSUMED</u>	<u>DIESEL CONSUMED</u>	<u>CITY CNG CONSUMED</u>	<u>PUBLIC CNG CONSUMED</u>
Consumption	21,677.00	21,881.00	16,207.92	11,698.29

FYE 2016 TO DATE CONSUMPTION				
TOTAL	<u>UNLEADED CONSUMED</u>	<u>DIESEL CONSUMED</u>	<u>CITY CNG CONSUMED</u>	<u>PUBLIC CNG CONSUMED</u>
Consumption	43,052.28	49,544.50	22,785.77	25,166.23

INTERNAL PRICE PER GALLON:					EXTERNAL PRICE PER GALLON:				
UNLEADED	High	\$1.88	Low	\$1.73	UNLEADED	High	\$2.35	Low	\$1.85
DIESEL	High	\$1.72	Low	\$1.58	DIESEL	High	\$2.23	Low	n/a
CNG	High	n/a	Low	\$0.85	CNG	High	n/a	Low	n/a

MAINTENANCE REPORT	
REPAIR PARTS SOLD	\$79,345.90
TIRES SOLD	\$42,551.55
TOTAL PARTS SOLD	\$121,897.45
SUBLET REPAIRS	\$4,546.28

PUBLIC CNG SALES	
Month Total Public CNG Sales	\$18,249
FYE 2016 To Date Public Sales	\$58,741
LIFE TO DATE CNG GAS GALLON EQUIVALENT	
Total Sold Gallons Life To Date	539,215
Total Gross Sales Life To Date	\$795,110
Life To Date CNG Gas Gallon Equivalent	
Total Public/City Through-Put CNG Gallons@ Station	854,898

	Fiscal			
COMBINED SHOPS	CURRENT MONTH	LAST MONTH	TWO MONTHS AGO	YEAR TO DATE
ROAD SERVICE	24	20	19	63
EMERGENCY ROAD CALLS	8	14	23	45
PM SERVICES	163	200	188	551
DISASTER REPAIRS	0	0	1	1
WORK ORDERS	386	442	451	1,279
SCHEDULED REPAIRS	215	238	231	684
NON SCHEDULED REPAIRS	171	204	220	595

Light Shop	CURRENT MONTH	LAST MONTH	YEAR TO DATE
ROAD SERVICE	4	3	11
EMERGENCY ROAD CALLS	0	3	7
PM SERVICES	98	115	318
DISASTER REPAIRS	0	0	1
WORK ORDERS	195	222	625
SCHEDULED REPAIRS	119	131	428
NON SCHEDULED REPAIRS	76	91	197

Heavy Shop	CURRENT MONTH	LAST MONTH	YEAR TO DATE
ROAD SERVICE	20	17	35
EMERGENCY ROAD CALLS	8	11	27
PM SERVICES	65	85	148
DISASTER REPAIRS	0	0	0
WORK ORDERS	191	220	434
SCHEDULED REPAIRS	96	107	199
NON SCHEDULED REPAIRS	95	113	225

FLEET MANAGEMENT
Technician Productivity
Report

FYE 2016

September 2015

MECHANIC	DIRECT LABOR HOURS	PRODUCTIVITY		INDIVIDUAL PRODUCTIVITY	
		GOAL	ACTUAL	DIFFERENCE	
# 002	116.43	72%	87.5%	15.5%	
# 003	151.50	72%	84.6%	12.6%	
# 004	89.87	72%	86.5%	14.5%	
# 006	24.24	72%	100.0%	28.0%	
# 007	110.93	72%	81.7%	9.7%	
# 008	78.34	72%	83.3%	11.3%	
# 009	110.02	72%	86.9%	14.9%	
# 010	96.75	72%	82.0%	10.0%	
# 011	133.96	72%	80.1%	8.1%	
# 012	133.69	72%	82.9%	10.9%	
# 013	125.39	72%	81.5%	9.5%	
# 014	0.00	72%	100.0%	0.0%	
# 015	112.32	72%	78.6%	6.6%	
# 021	136.39	72%	84.3%	12.3%	

DIRECT LABOR HOURS

1419.83

TOTAL AVAILABLE HOURS

1701.51

PRODUCTIVITY GOAL

72.0%

ACTUAL PRODUCTIVITY

83.4%

To Reschedule PM Service: 292-9708 Heavy & Light Equipment

Equipment Late for PM by Equipment Number

Unit #	Unit Description	Department Division	Odometer Reading	Due at Meter	Meter Past	ORIGINAL Scheduled DATE	SHOP	Type of SERVICE
0988T	2000 W & W 5 x 12 trailer	PD Animal Control	10/8/2015	8/20/2015	49 Days	20-Aug	Light Shop	PMA
1068	2006 Ford F150	Police CID	109,627	109,300	327 Mls	27-Mar	Light Shop	PMC
1061	Ford F250	Police CID	44221	43759	462 Mls	13-Jul	Light Shop	PMC
1068	2006 Ford F150	Police CID	109627	109300	327 Mls	1-Oct	Light Shop	PMC
1061	2008 Ford F250	Police CID	44221	43759	462 Mls	6-Oct	Light Shop	PMC
1138	2005 Ford Van Cargo	Police Patrol	69187	68815	372 Mls	6-Aug	Light Shop	PMC
1192T	2008 Nicoma 6x12 Utility	Police Patrol	10/8/2015	7/28/2015	72 Days	28-Jul	Light Shop	PMA
1100T	2008 6 x 12 Utility	Police Patrol	10/8/2015	7/28/2015	72 Days	17-Aug	Light Shop	PMA
1189	2002 Chevy Suburban	Police Patrol	56434	54877	1,557 Mls	17-Sep	Light Shop	PMC
1147	2013 Chevy Tahoe	Police Patrol	25769	22732	3,037 Mls	24-Sep	Light Shop	PMD
1069T	2014 Pacer 6 x 10	Police Special Invest.	10/8/2015	9/2/2015	36 Days	2-Sep	Light Shop	PMA
1187T	2005 Franks Trailer	Police Staff Svc	10/8/2015	6/15/2015	115 Days	18-Aug	Light Shop	PMC
1197	2015 Ford Interceptor	PSST Police Patrol	5238	4000	1,238 Mls	7-Aug	Light Shop	PMC
0287	2004 EZ Go Golf Cart	Sanitation Transfer	10/08/2015	06/06/2015	124 Days	15-Aug	Light Shop	PMC
0210	2010 Chevy Silverado	Sanitation Transfer	46523	46343	180 Mls	1-Oct	Light Shop	PMC/PMN
0691T	2012 Maxey	Storm Water	10/08/2015	05/07/2015	154 Days	7-May	Light Shop	PMC
0186	1988 Target Concrete saw	Street Maintenance	10/8/2015	7/9/2015	91 Days	20-Aug	Light Shop	PMD
0109	2012 EDCO Rental Tough	Street Maintenance	10/8/2015	9/30/2015	8 Days	30-Sep	Light Shop	PMB
0582T	2015 Big Tex	WRF Biosolids	10/8/2015	9/24/2015	14 Days	24-Sep	Light Shop	PMC
Rescheduled:								
					0			

Missed Preventive Maintenance

	COMPLETED		PENDING		TO DATE		PENDING	
	FYE 15	FYE 15	FYE 15	FYE 15	FYE 16	FYE 16	FYE 16	FYE 16
CITY COUNCIL	0	0	0	0	0	0	0	0
BUILDING MAINTENANCE	0	0	0	0	0	0	0	0
CUSTODIAL	0	0	0	0	0	0	0	0
FIRE ADMINISTRATION	4	0	3	0	3	0	0	0
FIRE TRAINING	1	0	0	0	0	0	0	0
FIRE PREVENTION	6	0	0	0	0	0	0	0
FIRE SUPPRESION	17	0	2	0	2	0	0	0
FIRE DISASTER PREPAREDNESS	0	0	0	0	0	0	0	0
ANIMAL CONTROL	9	0	3	1	3	1	0	0
POLICE ADMINISTRATION	0	0	0	0	0	0	0	0
POLICE STAFF SERVICES	8	0	2	1	2	1	0	0
POLICE CRIMINAL INVESTIGATIONS	16	2	6	4	6	4	0	0
POLICE PATROL	66	0	21	6	21	6	0	0
POLICE SPECIAL INVESTIGATIONS	6	0	1	1	1	1	0	0
POLICE COMMUNICATIONS	1	0	0	0	0	0	0	0
METER SERVICES	2	0	0	0	0	0	0	0
INFORMATION TECHNOLOGY	0	0	0	0	0	0	0	0
ENGINEERING	2	0	0	0	0	0	0	0
FLEET MANAGEMENT	0	0	0	0	0	0	0	0
STREET MAINTENANCE	13	1	12	2	12	2	0	0
STORM WATER DRAINAGE	6	1	3	1	3	1	0	0
STORM WATER QUALITY	0	0	0	0	0	0	0	0
TRAFFIC	1	0	0	0	0	0	0	0
PARK MAINTENANCE	4	0	2	0	2	0	0	0
PARKS & RECREATION	2	0	0	0	0	0	0	0
PLANNING	0	0	0	0	0	0	0	0
PLANNING CDBG	0	0	0	0	0	0	0	0
DEVELOPMENT SERVICES	0	0	0	0	0	0	0	0
CODE COMPLIANCE	0	0	0	0	0	0	0	0
WATER PLANT	5	1	2	0	2	0	0	0
WATER RECLAMATION	2	0	1	1	1	1	0	0
UTILITIES - ENVIRONMENTAL	0	0	0	0	0	0	0	0
LINE MAINTENANCE ADMIN.	0	0	0	0	0	0	0	0
WATER LINE MAINTENANCE	1	0	0	0	0	0	0	0
SEWER LINE MAINTENANCE	1	0	0	0	0	0	0	0
SANITATION ADMINISTRATION	0	0	0	0	0	0	0	0
SANITATION RESIDENTIAL	3	0	1	0	1	0	0	0
SANITATION COMMERCIAL	6	0	0	0	0	0	0	0
SANITATION TRANSFER	9	0	3	2	3	2	0	0
SANITATION COMPOST	15	1	4	0	4	0	0	0
SANITATION RECYCLE	3	0	0	0	0	0	0	0
SANITATION YARD WASTE	2	0	0	0	0	0	0	0
TOTALS	211	6	66	19	66	19		

CITY OF NORMAN
DEPARTMENT OF PUBLIC WORKS-TRAFFIC CONTROL DIVISION
MONTHLY PROGRESS REPORT

SEPTEMBER 2015	PROJECTED GOAL	THIS MONTH			YEAR TO DATE		
		Number of Requests	Goal Met	Percentage Met	Number of Requests	Goal Met	Percentage Met
Provide initial response to citizen inquiries within 2 days	100%	99	99	100%	343	343	100%
Provide information requested by citizens within 7 days	95%	99	99	100%	343	343	100%
Complete traffic engineering studies within 45 days.	99%	0	0	100%	0	0	100%
Review subdivision plats, construction traffic control plans, traffic impact statements, and other transportation improvement plans within 7 days.	95%	37	37	100%	112	112	100%
Worker Hours Per Gallon of Paint Installed.	0.80	Gallons	Worker Hours	Percentage	Gallons	Worker Hours	Percentage
		890	290.5	0.33	2043	577.73	0.28
Thermoplastic legend, arrows, stop bars & crosswalks installed.	4-6 Installations per day per 2 person crew. 100%	Crew Work Days	Total Installations	Average	Crew Work Days	Total Installations	Average
		0.25	4	0.00	13.88	21	1.51
Preventative Maintenance on each traffic signal once a year. Approximately 11 will be performed each month.	100%	Number Performed	Goal Met	Percentage Met	Number Performed	Goal Met	Percentage Met
		13	13	100%	39	39	100%
Response to reports on traffic signal malfunctions within one hour.	99%	Number of Reports	Goal Met	Percentage Met	Number of Reports	Goal Met	Percentage Met
		24	24	100%	102	102	100%
Response to reports of sign damage:	Percentage						
<i>High Priority</i> Stop or Yield Signs within one hour	99%	4	4	100%	13	13	100%
<i>Lower Priority</i> all other signs within one day	90%	21	21	100%	53	53	100%
<i>Street Name Signs</i> within two weeks	90%	25	25	100%	42	42	100%
Percent of work hours lost due to on the job injuries.	<.01%	Total Work Hours	Work Hours Lost	Percentage Met	Total Work Hours	Work Hours Lost	Percentage Met
		2992	0	0.00%	9248	0	0.00%

UTILITIES

13

Monthly Report
September 2015

Line Maintenance:

Division Fiscal Year 2015 Capital Projects

- Rancho Dr. – 100% Complete
- Knollwood St. – 100% Complete
- Cimarron Drive – 100% Complete
- W. Symmes St. – 100% Complete
- Camela St. - 100% Complete
- Barbour Ave. - 85% Complete
- Eagle Cliff Lift Station - 100% Complete

Division Fiscal Year 2016 Capital Projects

- Wilderness Dr. – 80% Complete

Water Line Breaks for the Month – 9

- Total obstruction service requests for month September - 21
- Private Plumbing: 20
- City Infrastructure: 1
- Sanitary Sewer Overflows: Two overflows on private plumbing

D Lift Station Flows:

- Days - 30
- Average daily flow: 0.84 MGD.
- Average total flow: 25.2 MG.

Wastewater Projects:

Royal Oaks Force Main Rehab (WW0062): Project will replace 2,260 feet of 16-inch ductile iron force main along 24th Avenue NE, from near Alex Plaza Drive across Alameda to its termination at an existing manhole to be replaced. NUA staff is coordinating with Public Works staff on their bond project to widen 24th Avenue NE. The NUA approved an On-call Professional Services expenditure with Cardinal Engineering on 2/28/15; 50% plans reviewed with comments 5/29/15; no permits required; Project scope is expanding to include new gravity sewer; met with Cardinal and Adkins (consultant for 24th Ave SE widening bond project); began to define scope of additional ROW and/or easement to be acquired; refined ROW maps due shortly; 90% plans due in November.

Woodcrest Interceptor (WW0120): Project will replace and upsize the existing Woodcrest interceptor from north of Tecumseh Road running SW to near Porter Avenue and Rock Creek Road. Revisions to the final design by RJN Group were required; supplemental TV survey completed by Line Maintenance; easements are in hand; revised contract documents are under review in preparation to advertise for bids.

Sewer Maintenance Project FYE12 (WW0070): Annual project will replace about 32,000 feet (6 miles) of residential sanitary sewer lines, and rehabilitate or replace about 120 manholes in the area bounded by Boyd Street to the north, Imhoff Creek to the west, Timberdell Road to the south, and Elm Avenue to the east. Project advertised 8/7/14; five (5) bids received 8/28/14, with PM Construction of Pasadena, TX low at \$2,577,053; NUA award and contract approved 10/14/14. The pre-work meeting was

held and the Notice to Proceed was issued effective 12/3/14. The contractor began work 3/9/15. Project is nearing completion and within budget. Payments totaling \$2,132,835 of \$2,577,053 or 83% have been processed.

Sewer Maintenance Project FYE13 (WW0200): Annual project will replace about 37,000 feet (7 miles) of residential sanitary sewer lines and rehabilitate or replace over 200 manholes in the area bounded by Lindsey Street to the North, Bishop Creek to the West, Imhoff Road to the South, and 24th Ave SE to the East. Project advertised 2/5/15; five (5) bids received 2/26/15, with Urban Contractors of OKC low at \$2,873,020; NUA award and contract approved 3/24/15; pre-work meeting held, and Notice to Proceed effective 4/6/15; Change Order No. 1 (CO1) increasing contract amount by \$105,454 approved by NUA on 8/25/15; project is on schedule and within budget. Payments totaling \$2,238,498 of current contract total \$2,978,474 or 75% have been processed.

Sewer Maintenance Project FYE14 (WW0202): Annual project may rehabilitate over 47,000 feet (9 miles) of sewers and over 230 manholes in the area bounded by Robinson to the North, Sherry to the West, Main Street to the South, and Berry to the East, excluding Dakota & Iowa, which were in the 2009 project area. Alternates may also be bid, but are not finalized; NUA approved on-call surveying contract with Lemke 10/28/14; NUA video inspection complete 11/12/14; staff in-house preliminary design is in progress; preliminary plans received 5/26/15, and are under review for comments.

Woodcrest Interceptor (WW0120): Project will replace and upsize the existing Woodcrest interceptor from north of Tecumseh Road running SW to near Porter Avenue and Rock Creek Road. Permits are in hand. Easement acquisition is nearing completion; supplemental TV survey complete by Line Maintenance; final plan review scheduled with RJN Group 11/19/14; project should bid in February.

Wastewater Flow Monitoring Project (WW0042): HDR Engineering approved 04/13/10 for completion of city-wide flow monitoring, and calibrating the new Wallingford Infoworks wastewater model to simulate the affect a 5-year design storm. Thirty-two flow meters and ten rain gauges utilized to collect dry and wet weather flow data; Flow Monitoring Report received 12/21/10. Sewer sub-basin maps reviewed to determine proper loading information under 2025 Plan and corresponding population equivalents. Loading data transmitted to HDR in 04/25/12 so modeling can begin. Model development workshop held 03/14/13; capacity analysis report received 05/07/13. Collection system improvements report received 04/28/14 and is under review. Payments totaling \$541,387 of \$576,699 processed.

Phase 2 South WRF Improvements (WW0065): Preliminary design contract with Garver for preparation of Engineering Report (ER) approved 03/08/11. ER finalized and submitted to DEQ 11/18/11; Garver and staff met with DEQ on numerous occasions and DEQ approved 5 variances.. Final ER submitted to DEQ on 03/29/13 and was approved 06/27/13. Garver Amendment No.1 for final design and bidding approved 06/12/12. Final design documents for Phase 2 Improvements were submitted to DEQ 08/01/13 and DEQ approved the P&S on 11/26/13. Floodplain permit submitted 10/15/13 and was approved by the City of Norman on 04/05/13. Garver Amendment No. 2 for construction administration, inspection, and operation and maintenance manuals approved by NUA on 04/22/14.

Public Meeting on proposed rate hike held 08/12/13 and the vote passed on 11/12/13 by an approximate majority of 76%. NUA approved Resolution 1314-89 authorizing loan application submission to OWRB; \$50.3 million loan approved by OWRB on 04/15/14.

Phase 2 WRF Improvements project expands design capacity from 12 to 17 MGD, rehabilitates OLDER EQUIPMENT and adds ultra violet disinfection, effluent aeration and odor control technologies. Five prime contractors were pre-qualified and bids were opened 03/27/14. Bids were received from three and the NUA approved award to Archer Western Construction, LLC of Irving, TX on 04/22/14. Contract and bonds approved by NUA 05/13/14.

Archer Western Construction, LLC began construction of the Phase 2 Improvements on June 2, 2014. All work is scheduled to be complete by November 18, 2016. The following briefly summarizes the work completed this period:

- Headworks/Screening: replacement parts for existing screens ordered; electrical control panels being installed on concrete slab to NW of structure; protective coatings on grit channels to be initiated soon.
- Influent Flow Measurement Structure: no work date
- Primary Clarifiers 1, 2, 3 and 4: will demolish clarifier mechanisms one at a time. PC#1 placed into service; PC#2 drained, mechanism removed and walls are being sandblasted and coated prior to new equipment installation.
- RBC and Bio-Tower structures: removal is complete.
- Aeration Basins 4, 5 and 6: Dewatering continues; excavation is approximately 90% complete; crane at UV structure moved to aeration basins; mud slab poured over about 50 % of area in preparation for steel placement. Crews demolishing portions of existing basins to allow tie-in.
- Final Clarifiers 5 and 6: Steel piers and shoring installed along east side of FC's. Continued dewatering; demolition and excavation of both clarifiers are essentially complete. Bottom slab concrete placement completed for FC#5 and placement of exterior wall is ongoing. FC#6 bottom slab and exterior walls complete; structure hydrostatically tested; backfill required prior to effluent trough construction.
- RAS/WAS Pump station bottom slab, interior and exterior walls in place; continuing form construction for floating slab; will begin backfilling on west and south sides of structure soon.
- UV/Post Aeration Facility: Concrete structure is essentially complete. 66-inch and 54-inch connection to existing outfall is complete. Concrete and all piping for UV influent box is complete. Blower control building roofing nearing completion; electrical control panels and wiring ongoing. Electrical generator installed with startup expected soon. Most UV equipment, slide gates and effluent troughs installed; expect to place into operation in early October.
- Outfall Structure and 66-inch Outfall Piping: New structure complete and 66-inch outfall piping installed and tested. 54-inch bypass piping removed and is connected to structure. Trash excavated from construction disposed and covered on top of landfill per DEQ requirements; additional cover materials also stockpiled on landfill. Need to install access road and complete erosion control on landfill areas.
- Sludge Blending Tank and Pump Station Building: old Co-Generation Facility, slab and sludge tank demolished. New sludge blending tank nearing completion with mixing system installed. Pump station building nearing completion; pumps and piping installed; working on interior painting at this time.
- Sludge Thickening Centrifuges: completed electrical conduit installation to and within Main Control Building. New control room painted and motor controls are installed.
- Digester Modifications: sludge removal from Digester 4 and 2 is now complete; additional sludge removal approved in Change Order No. 1.
- Standby Generators: Generators at Transformer 5 (Environmental Services Building) and UV Blower Building installed; generator startup and testing to occur this month.
- Odor Control: installing fill adjacent to Westside LS for new odor control units; air piping installation initiated.
- Pay Estimate No. 15 submitted 09/07/15 in the amount of \$2,224,000 for total of \$22,452,000 or 46% of the contract amount. OWRB reimbursement requests total \$10.59M.
- 454 calendar days or 48% of the 947 calendar day contract time has been consumed. Note Change Order No. 1 approved 09/08/15 granted 47 day time extension.
- Monthly Progress Meeting No. 15 was held 08/26/15.

South WRF Consent Order from DEQ: OPDES permit issued in July 2010 included deadline of July 2013 for implementing disinfection at the WRF. Staff and DEQ have negotiated Consent Order (CO) #13-077; CO#13-077 approved by NUA on 09/12/14 including the following tasks:

- | | |
|--|---------------------|
| • Submit SEP project and schedule | 11/30/14 (complete) |
| • Complete disinfection improvements | 01/01/16 |
| • Attain compliance with fecal coliform limits | 07/01/16 |

- Complete Phase 2 improvements 01/01/17
- Attain compliance with Ammonia and TSS limits 07/01/17

North WRF Engineering Report (WW0204): This new project will investigate the cost of new facilities for wastewater treatment, disposal, and solids management at a new North Water Reclamation Facility (WRF). Differing treatment alternatives will be evaluated for discharge to either the Little River or the Canadian River. Request for Proposal RFP 1213-12 was issued 07/24/12 and consultant proposals are due 08/27/12. The proposed WRF site is located NW of the intersection of 12th Ave. NE and Franklin Road. Request for Proposal RFP 1213-12 was issued 07/24/12 and proposals were received from 4 consultants on 08/27/12. The review committee of 5 staff members selected the team of HDR and Alan Plummer and Associates to prepare the engineering report. NUA approved contract and work scope 01/08/13 but work delayed for 45 days; kickoff meeting held 02/26/13. Amendment No. 1 to HDR contract was considered by Finance Committee in April and will not be forwarded to the NUA for consideration. NUA and HDR staff conducted North WRF alternative treatment technology screening workshop on 05/29/13; alternative technologies were developed for three potential discharge locations. Technical Memorandum No. 1 received 08/01/13 and documents the reasoning for potential discharge limits and treatment technologies proposed prior to more detailed alternative development. Staff provided comments on TM-1 to HDR 08/29/13. Received draft version of TM-2 including cost estimates for 4 treatment and discharge alternatives from the future North Water Reclamation Facility. Staff met with HDR Engineering on 12/17/13 to discuss draft version of TM-2 and provide input regarding non-economic ranking of alternatives. Staff provided comments on TM-2 06/10/14; draft ER received 2/27/15 and is under review.

Effluent Reuse at Compost Facility (WW0058): A non-potable water system allowing reuse of treated effluent at the WRF is in place. Disinfected wastewater effluent may also be used, if permitted by the ODEQ, for irrigation purposes offsite such as at the Compost Facility south of the WWTP. Wastewater reuse can reduce water demand and delay the need for expensive water supply projects.

This project will install piping to the compost facility and examine the need to upsize the non-potable water pumps. Contract K-1213-54 for preparation of Engineering Report (ER) with Alan Plummer and Associates (APAI) approved 09/06/12. After numerous meetings with DEQ; ER for Compost Facility Reuse submitted to DEQ 09/04/13; ER approved on 09/23/14. APAI contract amendment for final design and construction administration approved by NUA 01/27/15; design work proceeding with draft plans expected in September.

Lindsey Street SS Rehab (WW0207): Project will rehabilitate approximately 2,900 LF 18 and 21-inch interceptor along Lindsey between McGee and Berry prior to re-construction of Lindsey Street under the widening project. Design contract with RJN approved by NUA 01/13/15. Project bids were opened 03/12/15 and the low bidder was Insituform Technologies, LLC at \$362,844. NUA approved contract and bonds on 04/14/15 and work began 04/27/15. All sewer lines and manholes have been rehabbed and were complete in August. Staff is working on agenda item for final reconciliation change order and project acceptance.

Water Projects:

Segment D Waterline, Phase 2: Crafton, Tull & Associates, Inc. has completed final design for the Phase 2 project and plans to utilize Highway 9 right-of-way has been delayed by ODOT. The permit to construct from ODOT has not been renewed. Alternative routes have been partially determined with one portion utilizing the waterline relocation along Lindsey Ave where the lines along this route were upgraded to 24 inch. The last phase connecting the 24 inch on Lindsey to the 24 inch along Hwy 9 at Jenkins is under consideration.

Waterline replacement: Bishop Creek (WA0199): Project will replace a failed 12" Ductile Iron water main under Bishop Creek near the west terminus of Cedar Lane Road. On 1/28/14 the NUA approved budget transfers from other nearly complete projects to fund waterline replacement. On 1/29/14 staff issued

a survey and design work order to Lemke under their On-call Services Contract; design is complete; staff is editing final contract documents in preparation to advertise for bids.

Raw Waterline, Phase I (WA0051) – Design was prepared by Garver Engineers. Red Cliff, Inc. began September 27, 2010 and was scheduled to complete by June 24, 2011. They have installed all pipe and only lack connection vaults at both ends. Staff delayed the project due to high water demand during the summer and Change Order #1 was executed and signed by all parties. After excavating the WTP vault site, it was realized that the existing 1960's concrete pipe was a special fabricated curved pipe which was not anticipated by staff or the consultant in design. Therefore, our consultant has asked the contractor to reconsider utilizing ductile iron fittings as opposed to the original recommendation of fiber glass fittings. Increase pricing received was higher than original by \$86,575. Contractor and staff met and have not been able to resolve a resolution to move the project forward. Staff is consulting with legal department to aid in handling project talks. Staff was unable to get the contractor to complete vaults. NUA legal staff engaged talks with the contractor's attorney and were unsuccessful. Legal prepared a letter ending the contract and sent to contractor as well as bonding company. Staff rebid the project to complete the vaults and bids were opened 1/11/13. BRB was low bidder at \$788,505. Work began 2/27/13 and was substantially complete by July 2013. One major leak found due to a failed pipe was repaired. The line still has a small leak and in an attempt to save money, staff will order a repair once the leak surfaces. Project is complete and final payment has been made to contractor. Staff will closeout project once all accounts are reconciled.

Water Treatment Plant Expansion – Phase II is underway. This phase will include the installation of ozone treatment, UV treatment, an upgrade of the old high service pumps that supply pressure to the pressure plane, on-site chlorine generation, new ammonia feed system, and additional SCADA improvements. An ozone pilot study began October 2012 and was complete March 2013. The study was valuable and will be presented to Council January 2014. Total costs are estimated at \$33,540,000. The design contract is underway and was approved by NUA May 22, 2012. Council was update with engineering plans and pilot plant results on July 8, 2014. Council approved final engineering contract with Carollo on Feb. 10, 2015. Engineering plans are about 40% complete.

Waterline Relocation: I-35 Widening (WA0196): Unbudgeted project necessitated by ongoing widening of I-35. Total budget of about \$500,000 estimated for replacing three waterlines associated with the I-35 project (24-inch at Briggs Street, 12-inch at Brooks Street and 12-inch at 24th Avenue SW and Highway 9). Team of SAIC/Poe and Associates will prepare design plans as an amendment to the Lindsey Street widening project. ODOT expected to reimburse waterline relocation costs at end of project. NUA approved design contract with SAIC and ODOT relocation agreements on 10/22/13. Design is underway. ODOT has required I-35 crossing at Briggs Street to be deepened to 28 feet below grade; construction costs will increase approximately \$450,000. Project advertised 04/29/14 and three bids were opened 05/22/14; Matthews Trenching was the low bidder at \$997,875. NUA approved contract on 06/10/14; work began 06/11/14 and must be complete by 09/01/14. Bore and encasement and waterline installation complete at 24th SW and at Brooks Street and at Briggs Street. NUA approved Final change order #1 and project acceptance on 12/23/14. NUA submitted 1st reimbursement request to ODOT and \$840,780 has been reimbursed by ODOT; staff will soon submit another request to ODOT.

Waterline Relocation: Robinson Under I-35 (WA0195): RFP 1314-28 distributed to consultants on 09/06/13; 14 proposals received 10/09/13. APAI was selected as most qualified for the project the NUA approved preliminary design contract on 01/28/14. Kickoff meeting held 02/14/14 with consultant, NUA and Public Works staff. Staff met with representatives of ODOT. Draft report received 04/18/14; meeting held 04/30/14 to discuss alternative ranking matrix. Staff provided comments to APAI on draft engineering report on 7/31/14. Final ER received 09/25/14. APAI Amendment 1 for final design approved by NUA 10/14/14; kickoff meeting held 11/05/14; draft design plans received 01/26/15 and returned to APAI. 80% plans received 06/05/15 and were submitted to ODOT 06/12/15; ODOT has verbally indicated proposed I-35 crossings are acceptable. Design review meeting held 07/10/15 with APAI and plans and specifications are being revised at this time. APAI working to draft easement acquisition documents at this time.

Berry Road Waterline Replacement: Poe and Associates are developing final design plans. The project will be split into two phases with Phase 1 being a half mile along Lindsey. Staff is considering using Fusible PVC pipe for this installation. Final design is complete. Plans have been submitted to ODEQ for approval. Bids were opened January 22 for the first phase which runs along Lindsey from Chatauqua to Berry and then north approximately 400 feet. The bid has been awarded to Central Contracting. Construction is complete for the first phase. . Phase 2 has been bid with McKee Utility Contractors, Inc. being the low bidder at \$1.2 million. Construction is expected to start in October.

Gray Street Waterline Replacement: C. H. Guernsey and Company was selected for the design of the Gray Street Waterline Replacement. Design is underway with the project expected to bid later this year.

Water Storage Tank (WA0293): Originally, this project proposed construction of a new 2 MG water storage facility in SE or SW Norman. However, through water modeling completed under project WB0134, the most appropriate location for new storage was found to be in the high-pressure zone in NE Norman. Staff has considered various locations and comparing costs of ground versus elevated storage. Staff submitted a memo to the NUA regarding the siting of the proposed water storage tank on 12/30/13. The NUA approved engineering contract with PEC on 01/14/14 for design of the 1 MG elevated storage tank just northeast of the intersection of Robinson and 24th NE. Design drawings submitted to DEQ 08/22/14 and permit received 09/15/14. Bids were opened 03/05/15 with Landmark Structures as the low bidder; NUA awarded the bids and approved contract with Landmark in the amount of \$2,636,000 on 03/24/15. Preconstruction conference held 04/21/15. Foundation and tank design submittal approved and contractor mobilized to site 08/10/15; foundation steel and concrete placed and crews are working to begin concrete column installation in second week of September.

Lindsey Street 24-inch Water Line Improvements (WB0184): In order for the roadway and drainage improvements associated with the Lindsey Street Widening project to proceed, numerous public and privately owned utilities will need to be relocated. The Lindsey Street Waterline Improvements will install about 6,000 feet of 24-inch waterline along Lindsey between 24th Avenue SW and Berry Road. On March 10, 2015, the NUA approved Contract K-1415-103 for \$2,130,885 with McKee Utility Contractors, Inc. (McKee). The work began 04/06/15 at Briggs Street and 24th Avenue NW and has proceeded in an easterly direction along Lindsey Drive to Lindsey Street. Phase 1 completion date of June 4, 2015 was established to complete all waterlines west of McGee Street; contractor completed all testing and all services west of McGee were in operation on 06/06/15. Waterline installation east of McGee to Berry completed, tested and connected to system on 08/28/15; cleanup work is ongoing. Staff is working on agenda item for final reconciliation change order and project acceptance.

FYE15 Water Wells and Supply Lines: Staff working on RFP for water rights permitting, well field design, test and production well design, well house design and distribution system improvements. RFP issued 08/18/15; proposals are due 09/14/15.

RECOUPMENT PROJECTS:

WWTP Investment Fee/Wastewater Excise Tax: Staff calculated the Wastewater Excise Tax on 4 commercial entities this month. This resulted in assessments made upon 2 entities whose project did not increase wastewater flows. A total of \$2,702.51 was assessed on the remaining 2 entities.

NW Sewer Study: 36th Interceptor & Force Main Payback projects established in 1998/1999: Because of abandonment of Carrington LS, two resolutions reducing number of parcels requiring payback approved 01/10/12. Collected \$3,307.58 during FYE12 from new Wal-Mart Market. Annual payback to investors for collections through end of FYE12 approved by NUA on 08/14/12. Releases for many properties now served by North interceptor system projects were filed of record. Payback of \$2,645 received from 36th NW Business Park on 03/17/15.

Sewer Service Area 5 Payback: Payback project established by R-0304-13 for NUA share of sewer improvements along Highway 9 from the Summit Valley Lift Station to the USPS.

Sewer Service Area 5 Payback: Payback project established by R-0304-13 for NUA share of sewer improvements along Highway 9 from the Summit Valley Lift Station to the USPS. Staff is working with the developer to establish the city share of sewer improvements in Summit Valley Section 2 Addition. The NUA desires that 1,300 feet of sewer be enlarged from 8-inch to 15-inch to allow Eastridge and Siena Springs lift stations to be decommissioned in future.

North Porter Waterline Payback: Payback project established 04/12/05 for 12-inch waterline constructed by Calvary Free Will Baptist Church along Porter Avenue from Tecumseh Road north 1,530 feet. Total payback to date is \$0.00 of potential \$61,177.

36th Avenue NW Waterline Payback: Payback project established 08/24/99 for NUA construction of 24-inch waterline along 36th Avenue NW from Tecumseh Road to SE 34th in Moore. Awaiting payback from Harvest Church; total payback to date is \$64,739.

24th Avenue NW Waterline Payback: Payback project established 04/22/08 for NUA construction of 24-inch waterline along 24th Avenue NW from convention center to Tecumseh Road. NEDC and City of Norman have been advised of need to pay for connection of new roadways along 24th Avenue NW. NEDC made payment of \$5,885.46 on 06/30/14; total of \$60,398 collected to date.

Post Oak Lift Station Payback: Payback project approved 04/14/09 for sewer and lift station improvements to serve the Links development as well as other properties in SE Norman. Construction is complete and final payback costs approved 01/25/11.

Interstate Drive Waterline Payback: NUA approved new payback project on 04/22/14 for waterline improvements in University North Park in conjunction with the extension of Interstate Drive. Construction is complete and staff is working to finalize payback costs.

Water Line Replacement: Crossroads Blvd Area (WA2013): Project will replace about 16,000 feet of ductile iron water lines in the Crossroads Blvd area north of Robinson between I-35 and 36th Ave NW. Failing ductile iron lines are causing damage to driveways, streets, and yards, and will be replaced with C900 PVC pipe. Engineering design is budgeted for FY 2016, while Construction is budgeted in FY 2017. Staff intends to negotiate a design contract shortly; no work to date.

DEVELOPMENT PLAN REVIEW:

As shown on the attached spreadsheet, staff reviewed 8 sets of water and sewer development plans this month. During this fiscal year, staff has reviewed a total of 30 sets of plans with an average review time of 10.5 days. Staff's goal is to review 90% of these plans in less than 10 days and, to date, staff has achieved this 60% of the time.

DEVELOPMENT PLAN REVIEW DEVELOPMENT PLAN REVIEW

September 2015

Received by Utilities	Name	Description	Engineer	Returned by Utilities	Action	Days to Return	Greater than 10 Days?
9/3/2015	Chili's Bar and Grill	Water	SMC	9/10/2015	Returned	7	0
9/8/2015	Bass Farm	COS	SMC	9/14/2015	Returned	6	0
9/8/2015	Cedar Lane	Preliminary Plat	Arc Engineering	9/14/2015	Returned	6	0
9/8/2015	Marietta Court	Preliminary Plat	Anchor Engineering	9/14/2015	Returned	6	0
9/8/2015	University House Norman at Bishops Landing Addition	Final Plat	Huitt-Zollars	9/14/2015	Returned	6	0
9/8/2015	Replat of Lots 1 @ 2, Blk 14 of Westport Professional Park Sec. 5	Preliminary Plat	SMC	9/14/2015	Returned	6	0
9/8/2015	Eaglecliff South	Preliminary Plat	SMC	9/14/2015	Returned	6	0
9/18/2015	Best Western Hotel	Water/Sewer	SMC	10/1/2015	Returned	13	1

FYE16 Data

Average Days to Return =	10.5
Number of Plans Reviewed	30
Plan Review > 10 days	12
Percentage Reviewed < 10 Days	60%
Goal for Review < 10 Days	90%

Utilities Administration
Monthly Capital Projects Report

Project Information				Design Information			Construction Information						
Project Number	Project Name	Engineer	Design Total	Total to Date	% Comp	Contractor	Contract End	Adjusted Amount	Amount Paid	Percent Change	Scheduled % Complete	Actual % Complete	Completion Date
WA0199	Bishop Creek Waterline Replacement	Lemke/CP&Y	21,850	\$13,030	60%	T.B.D.	NA						
WW0062	Royal Oaks Force Main Rehabilitation	Cardinal	66,740	\$39,949	60%	T.B.D.	NA	-					
WW0070	Sewer Maintenance Project FYE 2012	Staff / Lemke	73,580	\$0	0%	PM Construction & Rehab	12/2/2015	2,577,053	2,132,835	0.00%	85%	83%	
WW0120	Interceptor Improvements: Woodcrest	RJN Group	133,849	\$113,641	85%	T.B.D.	NA	-					
WW0200	Sewer Maintenance Project FYE 2013	Staff / Lemke	69,415	\$54,003	78%	Urban Contractors, LLC	4/5/2016	2,978,474	2,238,498	3.67%	46%	75%	
WW0202	Sewer Maintenance Project FYE 2014	Staff / Lemke	69,520	50,754	73%	T.B.D.	NA	-					
WW0011	WW Flow Metering Phase 2	NA	-	\$0		RJN Group	NA	154,244	130,982	0.00%		85%	
WA0305	Berry Road WL Replacement Phase 1	Poe & Associates	172,000	\$138,000	80%	Central Contracting Services, Inc.	NA	1,334,675	1,264,201	0.00%		95%	
WA0305	Berry Road WL Replacement Phase 2	Poe & Associates				McKee Utility Contractors	4/22/2016	1,206,024	-	0.00%	7%	0%	
WA0305	Berry Road WL Replacement Phase 3	Poe & Associates				Future							
WB0140	FYE08 12-inch Waterline	Staff / Lemke	-	\$83,709		Red Cliff, Inc.	10/27/2011	1,178,194	1,055,036	0.00%	100%	90%	
WB0141	FYE08 16-inch Waterline	Staff / Lemke	-	\$11,944		Red Cliff, Inc.	10/27/2011	294,548	226,809	0.00%	100%	77%	
WB0184	Waterline Segment D, Phase 2	Crafton Tull	95,625	\$87,188	91%	Future	NA	-					
WA0173	Master Meter Replacement	Staff	-			Central Contracting Services, Inc.	NA	249,050		0.00%		0%	
WA0195	Robinson/I-35 Waterline Replacement	Alan Plummer	398,500	\$243,585	61%	Future	NA	-					
WA0196	I-35 Waterline Relocations	SAIC	62,000	\$45,000	73%	Matthews Trenching Co., Inc.	9/1/2014	1,056,100	1,056,100	5.83%	100%	100%	8/28/2014
WA0293	HPP Water Storage Tower	PEC	218,900	\$171,785	78%	Landmark Structures I, LP	7/28/2016	2,636,000	412,742	0.00%	36%	16%	
WB0184	Waterline Segment D, Lindsey	SAIC/Poe	81,000	\$75,000	93%	McKee Utility Contractors	9/16/2015	2,130,885	2,110,885	0.00%	100%	99%	8/28/2015
WW	Lindsey Street SS Rehab	RJN Group	73,800	\$68,025	92%	Insituform Technologies	8/25/2015	358,666	340,732	-1.15%	100%	95%	9/3/2015
WW0042	Wastewater Flow Monitoring	(see construction)	-			HDR Engineering/RJN Group	1/9/2011	576,699	541,378	0.00%	100%	94%	
WW0050	WRF Effluent Truck Wash	APAI	18,700	\$18,700	100%	Cannot be Permitted by DEQ	NA	-					
WW0058	Effluent Reuse at Composting Facility	APAI	45,800	\$34,700	76%	Future	NA	-					
WW0065	WRF Phase 2 Expansion	Garver	9,432,700	\$6,396,616	68%	Archer Western Construction LLC	11/18/2016	48,822,550	22,452,162	0.00%	52%	46%	
WW0204	North WRF Engineering Report	HDR/APAI	249,935	\$224,095	90%	NA	NA	-					

**SEPTEMBER 2015
ENVIRONMENTAL SERVICES DIVISION
MONTHLY REPORT**

INSPECTIONS

	September	Year to date
Fats, oil and grease (FOG) program	26	60
Food license approval	1	3
Significant Industrial Users	0	0
Total inspections	27	63

ROUTINE ACTIVITIES

	September	Year to date
Significant Industrial User sites sampled	0	0
Required annual 40 CFR Part 122, Appendix D, Table II monitoring completed (%)	0%	0%
Required annual 40 CFR Part 122, Appendix D, Table III monitoring completed (%)	25%	25%
Household hazardous waste disposal calls	35	86

REVENUE

	September	Year to date
FOG Program	\$50.00	\$200.00
Surcharge	\$8,269.66	\$19,209.93
Lab Analysis Recovery	\$0.00	\$0.00
Industrial Discharge Permit	\$0.00	\$0.00
Total revenue	\$8,319.66	\$19,409.93

ENVIRONMENTAL CONTROL ADVISORY BOARD (ECAB)

1. Provided routine staff support including minutes, attending meetings, and researching information
2. Created street signs to promote protecting the Lake Thunderbird watershed pending approval by the Central Oklahoma Master Conservancy District
3. ECAB members developed water conservation tips and practices to be distributed to the media.
4. Members are working on public education for water issues.

LOCAL EMERGENCY PLANNING COMMITTEE (LEPC)

1. Provided routine staff support, minutes, attending meetings

MISCELLANEOUS ACTIVITIES

1. Purchased recycling containers for special events. Containers used by Memorial Marathon, Earth Day and Norman Music Festival, Summer Breeze, MidSummer Night Fair and Groovefest
2. Worked Phase II of Fats, Oils and Grease Program (FOG) - to include University businesses, fraternities, sororities, nursing homes
3. As of September 2015, approx. 33,800 gallons of grease/solids did not enter the sanitary sewer in FYE 16 as a result of the FOG program.
4. Staff working with different departments to increase energy efficiency-i.e turning off computers, duplex printing, printing, anti-idling, methane recovery, replacing pumps with variable speed drives.
5. DEQ and staff are working on a statewide effort with the Product Stewardship Institute to initiate take-back programs similar to the recent paint take-back program in Oregon.
6. Created flyers for distribution to citizens regarding oil and grease in the sewer
7. Staff assisting the Water Reclamation Facility and the Water Treatment Facility with their Tier 2 reports
8. Represented the City of Norman at the Chamber of Commerce Greenovation Committee meeting
9. Started plans for Gray Water Workshop
10. Staff is assisting with the Backflow Prevention Program.
11. Staff attended the Oklahoma Water Pollution Control Association Short School
12. Held the annual household hazardous waste collection event

CITY OF NORMAN				
DEPARTMENT OF UTILITIES				
LINE MAINTENANCE DIVISION				
MONTHLY PROGRESS REPORT				
SEWER MAINTENANCE				
	FYE 16		FYE 15	
September, 2015	MONTH	YTD	MONTH	YTD
Obstructions:				
City Responsibility	1	3	6	8
Property Owner Responsibility	20	74	20	61
TOTAL	21	77	26	69
Number of Feet of Sewer Cleaned:				
Cleaned	170,428	437,926	129,385	356,750
Rodded	1,640	9,230	6,950	13,235
Foamed	8,076	95,642	10,855	99,470
TOTAL	180,144	542,798	147,190	469,455
Sewer Overflows:				
Rainwater	0	0	0	0
Grease/Paper/Roots	0	0	0	0
Obstruction	0	1	0	2
Private	2	2	0	2
Other (Lift Station, Line Break, etc.)	0	0	0	0
Total Overflows	2	3	0	4
Feet of Sewer Lines Televised	10,312	63,616	21,392	53,749
Locates Completed	355	1,045	242	1,162
Manholes:				
Inspected	817	2,798	858	2,349
New	0	0	0	0
Rebuilt	0	0	0	0
Repaired	0	1	0	0
Feet of Sewer Lines Replaced/Repaired	0	0	8	8
Hours Worked at Lift Station	186	536	124	436
Hours Worked for Other Departments	0	0	17	92
OJI Percentage	0.00	1.59	0.00	0.00
Square Feet of Concrete	0	0	0	0
Average Response Time (Hours)	0.44	0.39	0.41	0.44
Claims Paid Per 10,000 People	0	0	0	0

CITY OF NORMAN				
DEPARTMENT OF UTILITIES				
LINE MAINTENANCE DIVISION				
MONTHLY PROGRESS REPORT				
WATER MAINTENANCE				
	FYE 16		FYE 15	
September, 2015	MONTH	YTD	MONTH	YTD
New Meter Sets:	48	139	44	153
Number Short Sets	46	133	43	150
Number Long Sets	2	6	1	3
Average Meter Set Time	3.31	2.65	3.77	3.56
Number of Work Orders:				
Service Calls	649	1,969	433	1,113
Meter Resets	0	2	1	3
Meter Removals	3	10	0	14
Meter Changes	26	117	37	99
Locates Completed	514	1,653	395	1,348
Number of Water Main Breaks	10	36	26	54
Average Time Water Off	1.65	4.06	2.15	2.79
Fire Hydrants:				
New	0	1	0	0
Replaced	3	6	1	4
Maintained	71	320	49	230
Number of Valves Exercised	179	598	148	1,453
Feet of Main Construction	940	2,934	68	1,107
Hours of Main Construction	825	1,897	358	994
Meter Changeovers	51	51	18	32
OJI Percentage	0.40	0.13	5.00	5.14
Hours Flushing/Testing New Mains	98	233	34	269
Hours Worked Outside of Division	156	459	124	212

City of Norman, Oklahoma
Department of Utilities

Monthly Progress Report
Water Reclamation Facility
September 1-30 2015
Flow Statistics

	FYE 2016		FYE 2015	
	<u>This Month</u>	<u>YTD</u>	<u>This Month</u>	<u>YTD</u>
Total Influent Flow (M.G.)	290.0	1017.1	273.7	848.6
Total Effluent Flow (M.G.)	287.0	1010.2	255.6	812.8
Influent Peak Flow (MGD)	12.8	26.7	10.7	11.6
Effluent Peak Flow (MGD)	12.4	23.1	10.0	10.8
Daily Avg. Influent Flow (MGD)	9.7	11.0	9.1	9.2
Daily Avg. Effluent Flow (MGD)	9.6	11.0	8.5	8.8
Precipitation (inches)	3.1	10.8	1.4	5.6

Discharge Monitoring Report Stats

5 day BOD:

EPA minimum percentage removal 85%

Avg.

Avg.

Influent Total (mg/l)	260	219
Effluent Carbonaceous Total	5.4	3
Percent Removal	97.4	98.6
Total Suspended Solids:		
Influent (mg/L)	183	136
Effluent (mg/L)	23.3	9.6
Percent Removal	87.3	92.9
Dissolved Oxygen:		
Influent (min)	0.5	0.5
Effluent (min)	5.6	5.8
pH		
Influent (Low)	7.23	7.08
(High)	7.33	7.32
Effluent (Low)	7.04	6.82
(High)	7.21	7.03
Ammonia Nitrogen		
Influent (mg/L)	21.8	28.2
Effluent (mg/L)	0.26	1.89
Percent Removal	98.8	93.3

Utilities

Electrical

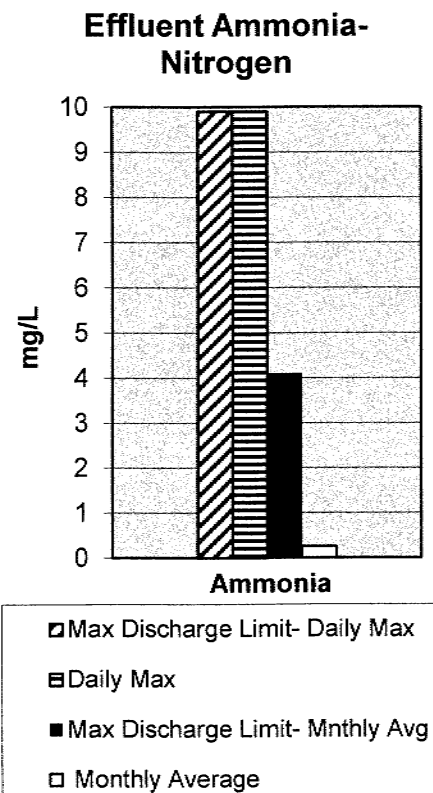
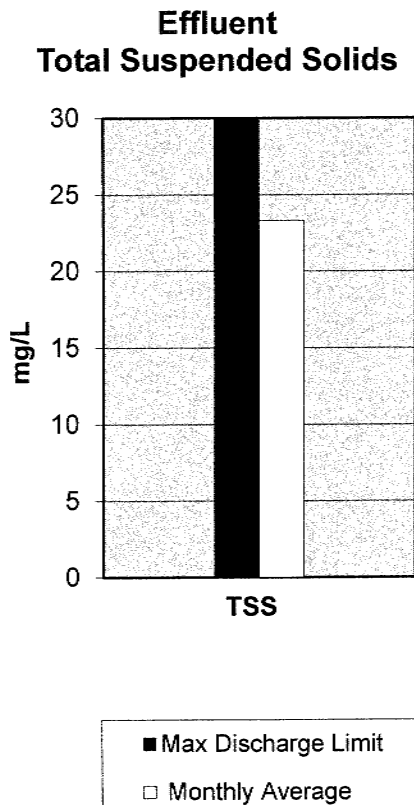
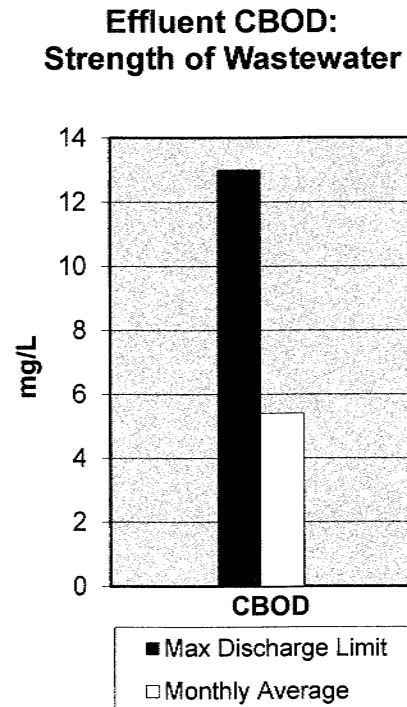
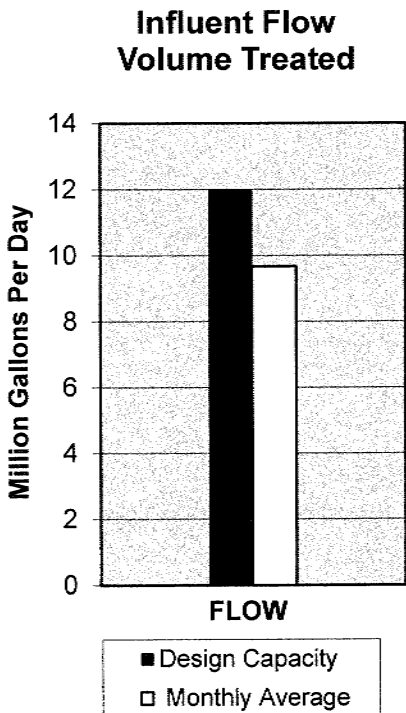
Total kWh Used (Plant wide)	526,808	1,448,249	479,340	1,414,040
Aeration Blowers & Headworks	402,888	1,078,088	321,440	965,600

Natural Gas

Total cubic feet/day (plant wide)	962,000	2,913,000	897,000	19,739,000
-----------------------------------	---------	-----------	---------	------------

Public Education (Tours)	4	22	2	3
Total Attendees for FYE 15	7	25	6	12
Reclaimed Water System (MG)	0.0	0.0	15.3	46.8
OU Golf Course	8.8	27.8	9.2	32.8

CITY OF NORMAN
WATER RECLAMATION FACILITY
Sep-15



**CITY OF NORMAN, OKLAHOMA
DEPARTMENT OF UTILITIES
MONTHLY PROGRESS REPORT**

WATER TREATMENT DIVISION

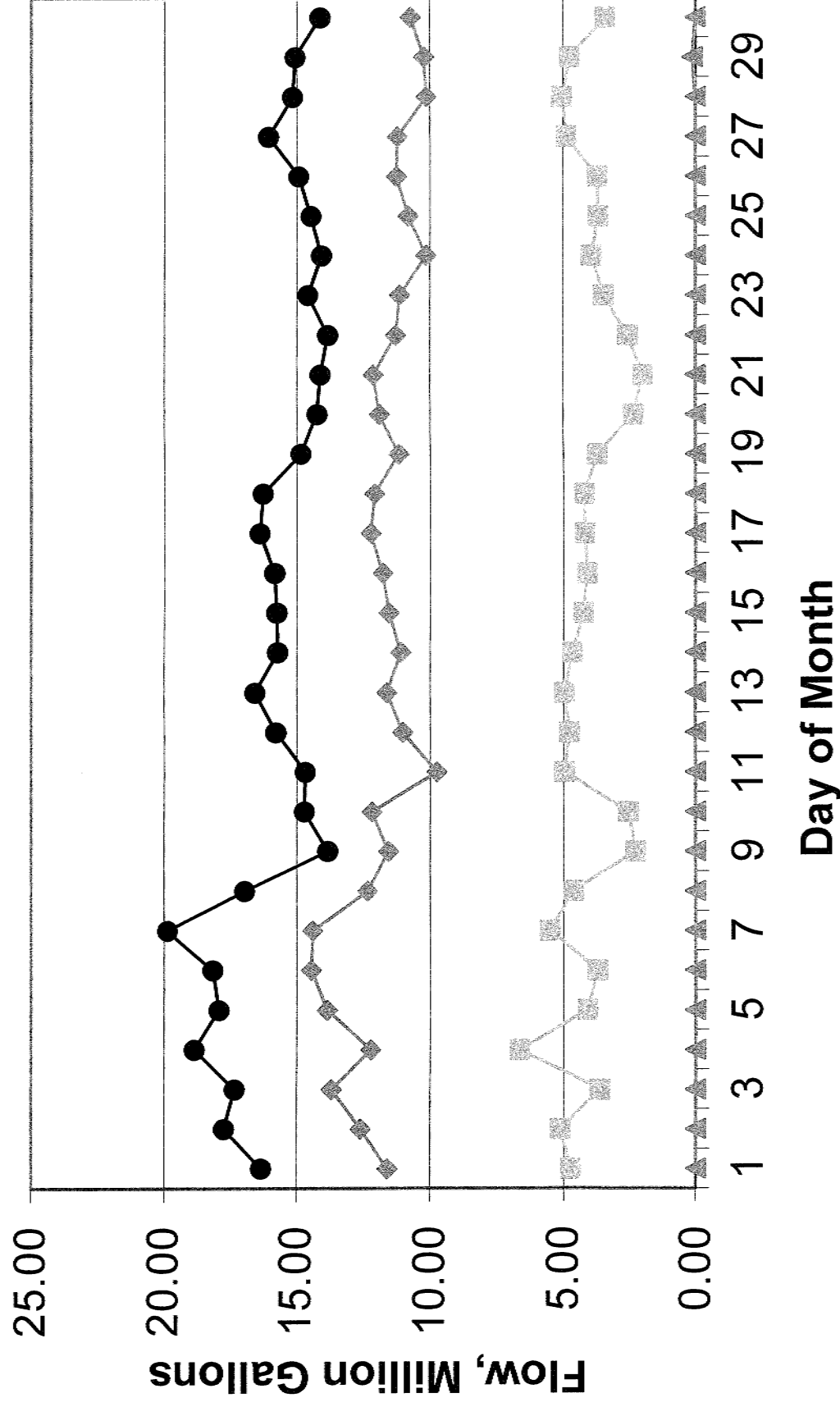
MONTH: September-2015

	<u>FYE 2016</u>		<u>FYE 2015</u>	
	<u>This month</u>	<u>Year to date</u>	<u>This month</u>	<u>Year to date</u>
Water Supply				
Plant Production (MG)	351.66	1086.09	398.70	1228.27
Well Production (MG)	122.06	368.99	90.18	295.24
Oklahoma City Water Used (MG)	0.12	0.47	0.00	4.17
Total Water Produced (MG)	473.84	1455.54	488.88	1527.68
Average Daily Production	15.79	15.82	15.77	16.43
Peak Day Demand				
Million Gallons	19.87	19.87	19.37	21.80
Date	9/7/2015	9/7/2015	9/3/2014	8/26/2014
System Capacity (see note)	23.70	23.70	23.70	23.70
Demand Above Capacity (Peak Day)	0.00	0.00	0.00	0.00
Note: System Capacity does not include the Oklahoma City water line.				
Costs				
Plant	\$419,904.32	\$1,223,936.07	\$418,545.84	\$1,233,003.78
Wells	\$202,198.85	\$588,581.24	\$183,566.30	\$553,927.83
OKC (Estimated)	\$4,486.32	\$68,330.46	\$1,438.39	\$26,119.04
Total	\$626,589.49	\$1,880,847.77	\$603,550.53	\$1,813,050.65
Cost per Million Gallons				
Plant	\$1,194.07	\$1,126.92	\$1,049.78	\$1,003.85
Wells	\$1,656.51	\$1,595.13	\$2,035.55	\$1,876.18
OKC (Estimated)	\$37,700.17	\$146,631.89	N/A	\$6,265.06
Total	\$1,322.37	\$1,292.20	\$1,234.56	\$1,186.80
Water Quality				
Total Number of Bacterial Samples	78	273	100	289
Bacterial Samples out of Compliance	2	4	0	1
Total number of complaints	2	9	136	176
Number of complaints per 1000 service connections	0.06	0.25	3.78	4.89
Safety				
Hours lost to OJI	0	0	0	0
Hours lost to TTD	0	0	0	0
Total Hours Lost	0	0	0	0
Safety Training Sessions Held	4	14	1	3
Public Education				
Number of tours conducted	1	6	3	8
Number of people on tours	30	81	9	44

Notes:

Repaired broken 4" water line to chemical building. Radio on Robinson water tower quit working - suspected hit by lightning - pending repairs. Well 51 pump went bad - in progress of replacing pump/motor.

Water Production for September, 2015



SANITATION DIVISION PROGRESS REPORT

SEPTEMBER 2015

	FY 15		FY16	
	MONTH	YR-TO-DATE	MONTH	YR-TO-DATE
<u>Vehicle Accidents</u>	1	3	4	5
<u>On The Job Injuries</u>	0	1	0	1
<u>Bulk Pickups</u>	38	78	26	58
<u>Refuse Complaints</u>	55	129	69	189
<u>New Polycarts Requests</u>	76	132	64	144
<u>Polycarts Exchanges</u>	22	31	18	34
<u>Additional Polycart Requests</u>	60	128	48	97
<u>Replaced Stolen Polycarts</u>	32	68	24	55
<u>Replaced Damaged Polycarts</u>	202	478	170	352
<u>Polycarts Repaired</u>	25	67	31	56

COMPOST MONTHLY REPORT

SEPT 2015

	MONTH	YR-TO-DATE
TONS BROUGHT IN BY COMPOST CREWS:	384.05	1,551.65
LANDFILL TIPPING FEE'S	\$ 18.82	\$ 18.82
SAVINGS FROM NOT DUMPING AT LANDFILL:	\$ 7,227.82	\$ 29,202.05
TONS BROUGHT IN BY PUBLIC:	192.00	664.00
TONS BROUGHT IN BY CONTRACTORS :	336.00	1,109.00
TONS BROUGHT IN BY OTHER CITY DEPARTMENTS:	42.00	146.00
LANDFILL TIPPING FEE'S	\$ 18.82	18.82
SAVINGS FROM NOT DUMPING AT LANDFILL:	\$ 1,318.44	16,584.86
TOTAL SAVINGS FROM NOT DUMPING AT LANDFILL:	\$ 8,546.26	34,685.92
REVENUE COLLECTED FROM COMPOST SALES:	\$ 850.00	\$ 1,400.00

	MULCH CUBIC YDS		COMPOST CUBIC YDS	
	MONTH	YR-TO-DATE	MONTH	YR-TO-DATE
PARKS DEPT.	0	0	0	0
ROAD & CHANNEL	0	0	0	0
LINE MAINTENANCE	0	0	0	0
STREET DEPT.	0	0	0	0
WATER TREATMENT	0	0	0	0
MURPHY PRODUCTS OKC	0	0	0	0
SELF LOADING BIN	10	26	0	0
DRYING BEDS	975	2,355	0	0
COMPOST SOLD BY CUBIC YARDS	0	165	255	420
TOTAL:	985	2,546	255	420

MONTHLY RECYCLING REPORT
(CURBSIDE)
Sep-15

PROGRAM STATISTICS

	AVERAGE	
	MONTH	YTD
SET OUT/PARTICIPATION RATE:	89%	88%
AVERAGE TONS PER DAY :	21.58	21.03
POUNDS PER HOME:	30.81	30.78

COMMODITY BY TON

	MONTH	TONS	YTD TONS
ALUMINUM BEVERAGE CAN	1.3	6.36	16.84
#1 PET	3.8	17.81	48.28
NEWS	0	0	354.69
GLASS CONTAINERS	14.9	70.65	230.94
MIX PAPER	38.9	184.47	313.65
#2 NATURAL	1.6	7.36	24.16
#2 COLOR	1.4	6.46	25.51
#3-#7	0	0	33.59
TIN-STEEL SCRAP	2.6	12.11	33.06
TRASH	19.6	93.02	180.71
OCC	16.1	76.59	165.58
TOTAL	100.2	474.83	1427.01

	MONTH	YTD
SERVICE CALLS (MISSES)	39	147
REMINDER NOTICES	11	31
MISC. (throwing bins, left in driveway, blowing trash)	0	4
MISSING BINS	14	39
BROKEN GLASS	0	0
PICK UP CART	3	16
REPAIR	2	37
DELIVERY REQUEST	0	0
SCATTERED	0	1
NEW	26	131
EXCHANGE	0	3
ADD	17	28
HOUSESIDE	6	27
REPLACE	1	9
TOTAL CALLS	119	473

	MONTH	YTD
LANDFILL COST AVOIDANCE	\$8,936.30	\$26,856.33

MONTHLY TRANSFER STATION REPORT

SEPTEMBER 2015

	TONS PER MONTH	TONS PER YEAR	REVENUE PER MONTH	REVENUE PER YEAR
O.U. TONS	441.97	1,065.37	18,225.14	43,937.71
CONT. TONS:	91.35	429.26	\$ 4,605.50	21,601.50
CASH TONS:	1,151.21	3,925.95	\$ 55,961.66	189,964.28
BRUSH/YDS:	0	0.00	\$ -	0.00
PULL OFFS:	23	86.00	\$ 345.00	1,290.00
TOTALS:	1,684.53	5,420.58	\$ 79,137.30	\$ 256,793.49

	MONTH	YR-TO-DATE
# OF LOADS TRANSPORTED TO OKC LANDFILL BY TRANSFER STATION TRUCKS.	397	1,221
# OF TONS TRANSPORTED TO OKC LANDFILL BY TRANSFER STATION TRUCKS.	7,330.96	23,732
# OF LOADS TRANSPORTED TO OKC LANDFILL BY INDIVIDUAL SANITATION TRUCKS.	42	118
# OF TONS TRANSPORTED TO OKC LANDFILL BY INDIVIDUAL SANITATION TRUCKS:	394.03	1,015
GRAND TOTAL TONS TO LANDFILLS	7,724.99	24,747

DISPOSAL COST PER TON (OKC)	\$ 18.82	\$ 18.82
TIPPING FEE'S FOR DUMPING AT OKC:	\$ 145,384.31	\$ 465,740.99
GRAND TOTAL TIPPING FEE'S	\$ 145,384.31	\$ 465,740.99

# OF LOADS BROUGHT TO TRANSFER STATION BY COMMERCIAL SANITATION TRUCKS:	477	1460
# OF TONS BROUGHT TO TRANSFER STATION BY COMMERCIAL SANITATION TRUCKS:	3,052.67	9,838.78
# OF LOADS BROUGHT TO TRANSFER STATION BY RESIDENTIAL SANITATION TRUCKS:	335	1039
# OF TONS BROUGHT TO TRANSFER STATION BY RESIDENTIAL SANITATION TRUCKS:	2,247.85	7,279.87
TOTAL LOADS BROUGHT TO TRANSFER STATION:	812	2,499
TOTAL TONS BROUGHT TO TRANSFER STATION:	5,300.52	17136.43
MISCELLANEOUS TONS BROUGHT BY OTHER DEPTS.:	4.59	11.25

Drop Center Rep		LBs Rejected	Tons Rejected %	LNDFL Fee	Tons Diverted	\$ Diverted
MONTHLY UNIT F	Revenue pe	Proc. Fee				

Drop Center Rep		LBs Rejected	Tons Rejected %	LNDFL Fee	Tons Diverted	\$ Diverted
MONTHLY UNIT F	Revenue pe	Proc. Fee				

RECYCLING CENT #9	HollyWood		Fairgrounds		Hobby Lobby		PRO/FEE	REVENUES	Net
	TONS	TONS	TONS	TONS	Total Tons				
ALUMINUM:	0.11	0.23	0.25	0.24	0.83	\$0.00	\$622.50	\$622.50	
PLASTICS:	0.28	2.25	2.21	3.34	8.08	\$0.00	\$565.60	\$565.60	
STEEL CANS:	0.25	0.47	0.42	0.71	1.85	\$0.00	\$37.00	\$37.00	
CLEAR GLASS:	1.02	3.08	5.57	4.98	14.65	\$293.00	\$0.00	(\$293.00)	
GREEN GLASS:	0	0	0	0	0	\$0.00	\$0.00	\$0.00	
BROWN GLASS:	0	0	0	0	0	\$0.00	\$0.00	\$0.00	
MIXED OFFICE PA	0.5	6.51	5.81	6.62	19.44	\$219.28	\$583.20	\$363.92	
CARDBOARD:	6	14.96	16.03	19.55	56.54	\$0.00	\$4,240.50	\$4,240.50	
NEWSPAPER:	1	2.15	2.43	2.57	8.15	\$0.00	\$326.00	\$326.00	
RECYCLING CENT:	9.16	29.65	32.72	38.01	109.54	\$512.28	\$6,374.80	\$5,862.52	

Cardboard	Other Cardboard Container Compactors	Totals
TONS	TONS	TONS
42.42	\$3,181.50	\$
	44.75	\$6,537.75
		87.17
		\$3,356.25
		Total tons Total Rev
		Total CB
		143.71
		253.25
		\$10,778.25
		\$12,619.55
		0
		\$0.00

Newspaper	Other News Containers	Totals
TONS	TONS	TONS
	\$	\$
	0	0
	\$0.00	\$0.00

Rental	\$0.00
Expenses	Average hrly+ benefits \$26.78
	Cage Rolloff Glass Cardboard Newsprint Occ Compac MXD Office Total
Hours	44 6 52 1 24 14 141
Labor \$	\$1,178.32 \$160.68 \$1,392.56 \$26.78 \$642.72 \$374.92 \$3,775.98
Vehicle cost	\$1,601.60 \$218.40 \$7,492.62 \$113.37 \$873.60 \$509.60 \$10,809.19
Revenue	\$ Expense Net
	\$12,912.55 \$14,585.17 -\$1,672.62

