

# City of Norman



## Monthly Departmental Report

**February 2015**

## **MONTHLY PROGRESS**

**TABLE OF CONTENTS**  
**MONTHLY PROGRESS REPORTS**

<b>City Clerk</b>	<b>1</b>
<b>Facility Maintenance</b>	<b>1A</b>
<b>City Manager</b>	<b>2</b>
<b>CIP Financial Status</b>	<b>2A</b>
<b>Community Relations</b>	<b>2B</b>
<b>Development Coordinator</b>	<b>2C</b>
<b>Finance</b>	<b>3</b>
<b>Accounting</b>	<b>3A</b>
<b>City Revenue Reports</b>	<b>3B</b>
<b>Data Processing</b>	<b>3C</b>
<b>Utility</b>	<b>3D</b>
<b>Fire</b>	<b>4</b>
<b>Human Resources</b>	<b>5</b>
<b>Information Technology</b>	<b>6</b>
<b>Legal</b>	<b>7</b>
<b>Municipal Court</b>	<b>8</b>
<b>Parks</b>	<b>9</b>
<b>Westwood/Norman Municipal Authority</b>	<b>9A</b>
<b>Planning and community Development</b>	<b>10</b>
<b>Comprehensive Planning</b>	<b>10A</b>
<b>Development</b>	<b>10B</b>
<b>Revitalization</b>	<b>10C</b>
<b>Police</b>	<b>11</b>
<b>Animal Control</b>	<b>11A</b>
<b>Public Works</b>	<b>12</b>
<b>Utilities</b>	<b>13</b>

**CITY CLERK            1**

**CITY CLERK  
MONTHLY PROGRESS REPORT  
FEBRUARY 2015**

**CITY COUNCIL**

The election date for City Council Ward 5 will be held April 7, 2015. There will be no runoff election because there are only two candidates as follows:

<b>WARD FIVE</b>	Lynne Miller Bobby Stevens
------------------	-------------------------------

Councilmember Greg Heiple, Ward One; Councilmember Robert Castleberry, Ward Three, and Councilmember Stephen Tyler Holman, Ward Seven, drew no opponents and will be sworn in on July 7, 2015.

An election was held on January 13, 2015, for a water rate increase with the following results:

<b>YES</b>	<b>NO</b>
4,466	2,197

**CITY CLERK**

<b>ACTION CENTER</b>					
<b>DEPARTMENT</b>	<b>NUMBER OF CALLS</b>	<b>FYE YTD</b>	<b>DEPARTMENT</b>	<b>NUMBER OF CALLS</b>	<b>FYE YTD</b>
Animal Control	6	64	Municipal Court	1	17
Building Permits	5	74	Noise	4	18
CDBG	0	13	Parks and Recreation	11	75
City Clerk	8	*335	Planning	4	57
City Manager/Mayor	0	8	Police	11	120
Code Enforcement	26	347	Sanitation	12	175
Data Processing	2	22	Sidewalks	3	17
Engineering/Public Works	6	77	Storm Debris	0	1
Finance	9	75	Storm Water	2	27
Fire/Civil Defense	2	31	Streets	8	96
Human Resources	1	6	Street Lights	16	79
Information (General)	16	180	Traffic	10	107
Legal	0	22	Utilities	5	69
Line Maintenance	4	64	WC Questions	1	16
Recycling Questions	1	36	WC Violations	0	8

<b>Total for February</b>	<b>174</b>	<b>Total FYE YTD</b>	<b>2,236</b>
---------------------------	------------	----------------------	--------------

WC (Water Conservation)

\* Volume due to Citywide Garage Sale

Monthly Progress Report

February 2015

Page 2

**LICENSES**

Seven New licenses were issued during the month of February and 72 licenses were renewed. Following is a list of each license type and the number issued for that specific type:

LICENSE TYPE	NUMBER ISSUED	FYE YTD	LICENSE TYPE	NUMBER ISSUED	FYE YTD
Food	43	75	Bee Keeper	1	1
Class I Beer	13	21	Solicitor/Peddler (30 day)	0	9
Class II Beer	12	25	Solicitor/Peddler (60 day)	0	0
Mixed Beverage	2	4	Solicitor/Peddler (one day)	6	14
Mixed Beverage/Caterer	2	5	Coin-Operated Devices	4	45
Brewer or Distiller	0	1	Game Machines	0	89
Wine & Beer/Winemaker	0	0	Taxi/Motorbus/Limousine	2	9
Temporary Food (30 day)	0	7	Impoundment Yard	0	0
Temp Food (180 day)	0	3	Salvage Yard	1	1
Temp Food (one day)	0	19	Transient Amusement	0	0
Kennel	2	3	Special Event	0	8
Pawnbrokers	1	1	Sidewalk Dining	1	2
Retail Liquor Store	1	1			

**New Establishments/Licenses**

NAME	ADDRESS	LICENSE TYPE(S)
Main Street Event Center	300 East Main Street	Food Service, Class I Beer, and Mixed Beverage
Sooner Quick Stop	506 North Porter	Food Service and Class II Beer
Walmart #7308	2551 Classen Boulevard	Food Service and Class II Beer

**CLAIMS FILED**

DATE FILED	NAME	JUSTIFICATION	AMOUNT
02-02-15	Maria Eileen Ezpeleta	Damages to front door - claimant alleges that on January 5, 2015, the Fire Department broke through her door at 3003 River Oaks Drive, Apartment 114, to respond to a life alert call; however, the apartment number provided was incorrect and should have been Apartment 144.	\$ 425.00
02-27-15	Monique Boisson	Damages to rental property – claimant alleges that on December 20, 2014, the Police Department cut into the rental unit's door to enter the apartment at 1815 East Lindsey, Apartment B-4, and trashed the apartment. According to the Incident Report, the officers were assisting a bondsman in issuing a warrant.	\$ 1,030.00

Monthly Progress Report

February 2015

Page 3

**CLAIMS ADMINISTRATIVELY PAID**

NAME	JUSTIFICATION	DATE PAID	AMOUNT PAID
Southwestern Bell d/b/a AT&T	Labor, materials, and loss of service – claimant alleges a Line Maintenance crew cut a buried cable while working on a water main on the south side of Alameda Street near 1120 East Alameda on or about December 4, 2014.	01-23-15 (* did not receive notice of payment until February)	\$ 953.84
Jose Mario Griego	Replacement of vehicle tire damaged when he was traveling south on Lindsey Street near I-35 on December 15, 2014, and struck a pavement marker that had come loose from the roadway.	01-26-15 *	\$ 140.00
Donald Muselmann	Damages to his vehicle when a sanitation employee backed into his vehicle while operating a dump truck at the Transfer Station located at 3901 South Chautauqua on November 29, 2014.	01-26-15 *	\$ 759.67
Misha Vaughn	Damages to her vehicle when making a left hand turn off of Pickard Avenue she stopped for oncoming traffic and was struck by a police vehicle traveling directly behind her on November 14, 2014.	01-26-15 *	\$ 880.13
Paul Mead	Damages to fence when a tree in Eagle Cliff Park fell onto his wood panel fence located at 4008 Balk Eagle Drive on November 10, 2014.	02-02-15	\$ 105.45

**CLAIMS PAID**

NAME	JUSTIFICATION	DATE PAID	AMOUNT PAID
Xiangyu Bing	Damages to her vehicle when a sanitation truck emptying the dumpster at her apartment complex located at 401 12th Avenue S.E. on November 24, 2014, struck her parked car.	02-24-15	\$ 1,658.54
Donald H. Roberts, D.D.S.	Damages to his brick dumpster enclosure when struck by a sanitation vehicle while emptying the dumpster on October 3, 2014, at 1001 24th Avenue N.W.	02-24-15	\$ 2,247.00

**WORKERS COMPENSATION**

**Name:** Grant Wesley Deason

**Compromise Settlement Amount:** \$35,530

**Department:** Fire Department

**Injury:** lower back

**Date Approved:** February 24, 2015

### **BUDGET RETREAT**

A Budget Retreat was held on February 24, 2015, to discuss the FYE 2016 Capital Budget.

### **BUSINESS AND COMMUNITY AFFAIRS COMMITTEE**

A Business and Community Affairs Committee meeting was held on February 5, 2015, to discuss priority non-residential building permit plan review criteria and procedural processes for granting limited license requests for festival or public event banners located in the public right-of-way.

### **COMMUNITY PLANNING AND TRANSPORTATION COMMITTEE**

A Community Planning and Transportation Committee meeting was held on February 26, 2015, to discuss the CART Ridership Report for the month of January 2015, continued discussion regarding a proposed ordinance regulating Transportation Network Companies such as Uber and Lyft as well as other amendments to the City of Norman Public Transportation Ordinance, and Planned Unit Developments – Regulations and Enforcement.

### **EXECUTIVE SESSION**

An Executive Session was held on February 10, 2015, to regarding adjourning into Executive Session to discuss possible settlement of a lawsuit in the case of Perry vs. the City of Norman, Cleveland County Court Case No. CJ-14-1328 TS.

An Executive Session was held on February 17, 2015, regarding adjourning into Executive Session to discuss negotiations concerning employees and representatives of employee groups.

An Executive Session was held on February 24, 2015, regarding adjourning into Executive Session to evaluate the City Manager as required by Section 5(A) of Contract No. K-0708-32.

### **FINANCE COMMITTEE**

A Finance Committee meeting was held on February 12, 2015, to discuss outside agency reports and/or requests from Aging Services-Kiwanis Kruiser, Center for Children and Families, Cleveland County Historic Museum, 90er Day Parade Committee, Firehouse Art Center, Performing Arts Studio, Social and Voluntary Services Commission, Sooner Theatre, Veterans Day Parade Committee, and CART; the remaining portions of the 2003, 2005, and 2006 Utility Revenue Bonds; the next issuance of the 2012 General Obligation (G.O) Bonds for Transportation Projects; a future G.O. Bond Transportation Package for street resurfacing; submission of revenue/expenditure reports for January 2015; and the report on open positions.

### **OVERSIGHT COMMITTEE**

A City Council Oversight Committee meeting was held on February 19, 2015, for continued discussion of a possible amendment to the Norman Floodplain Ordinance.

### **PUBLIC HEARINGS**

A Public Hearing was held February 24, 2015, regarding Amendment No. One to the Fifth Year Action Plan for the 40th Year Norman Community Development Block Grant (CDBG) Program to be submitted to the United States Department of Housing and Urban Development, final acceptance and closeout of the 2013 CDBG Disaster Relief (2013 CDBG-DR) Contract K-1415-37 with the Oklahoma Department of Commerce (ODOC), and approval of Contract K-1415-108 with ODOC for the CDBG Disaster Relief Program for 2014 in the amount of \$731,712.



### **SPECIAL SESSION**

A City Council Special Session was held on February 10, 2015, to discuss alternative protest crowd management in lieu of buffer zones around schools and adjourning into Executive Session to discuss possible settlement of a lawsuit in the case of Perry vs. the City of Norman, Cleveland County Court Case No. CJ-14-1328 TS.

A City Council Special Session was held on February 17, 2015, regarding adjourning into Executive Session to discuss negotiations concerning employees and representatives of employee groups.

### **STUDY SESSION**

A City Council Study Session was held on February 3, 2015, to review the Association of Central Oklahoma (ACOG) Transportation Improvement Plan (TIP) Funding Program including Norman projects receiving funding in FFY 2016 through FFY 2018.

# Work Order by Facility Serviced

February, 2015

<i>AcctCodes:</i>	<i>Facility</i>	<i>Employee</i>	<i>Hours</i>	
<b>010-2080</b>				
2080.1 LIBRARY				
2/17/2015 ELECTRICAL	Worked on lights and switches		240	4
2/20/2015 ELECTRICAL	Repaired a switch		60	1
2/27/2015 ELECTRICAL	Checked power supply and serviced the vent fans		120	2
			<hr/>	
			Bill Sandison	
			420	7
			<hr/>	
2/9/2015 PLUMBING	Blockage in toilet in men's bathroom		60	1
2/9/2015 PLUMBING	Repaired the drinking fountain		60	1
2/16/2015 PLUMBING	Repaired water leak in Janitor's closet		60	1
2/16/2015 PLUMBING	Blockage in toilet in men's bathroom		60	1
2/17/2015 PLUMBING	Blockage in toilet in men's bathroom		60	1
2/19/2015 PLUMBING	Blockage in toilet in children's bathroom		60	1
2/23/2015 PLUMBING	Repaired seal around the sink in men's bathroom		60	1
			<hr/>	
			Jeff Lewis	
			420	7
			<hr/>	
2/2/2015 HVAC	Serviced the HVAC system		240	4
2/6/2015 HVAC	Serviced the HVAC system		240	4
2/13/2015 HVAC	Serviced the HVAC system		240	4
2/26/2015 HVAC	Serviced the HVAC system		240	4
			<hr/>	
			Jerry Wilson	
			960	16
			<hr/>	
2/16/2015 ELECTRICAL	Repaired broken light switch		60	1
			<hr/>	
			Larry E. Long	
			60	1
			<hr/>	
			Facility Subtotal	
			1860	31
			<hr/>	
			<b>AcctCode Total</b>	
			<b>1860</b>	<b>31</b>

<i>AcctCodes: Facility</i>	<i>Employee</i>	<i>Hours</i>
<b>010-3001</b>		
3090.3 MUNICIPAL BLDG - BUILDING C		
2/5/2015 ELECTRICAL	Worked on emergency lights	120 2
2/10/2015 ELECTRICAL	Consulted with Brandon McLendon about emergency lights	120 2
2/11/2015 ELECTRICAL	Worked on lights	60 1
2/19/2015 ELECTRICAL	Worked on lights	60 1
2/20/2015 ELECTRICAL	Worked on time clock and repaired vent fan	90 1.5
2/27/2015 ELECTRICAL	Worked on lights, plugs, vents and checked power supply	60 1
Bill Sandison		510 8.5
2/2/2015 MISCELLANEOUS	Worked on door (nw door)	60 1
2/5/2015 PLUMBING	Rebuilt the flush valve on urinal	60 1
2/16/2015 MISCELLANEOUS	Replaced ceiling tiles	60 1
2/16/2015 PLUMBING	Adjusted the water flow on drinking fountain	60 1
2/17/2015 PLUMBING	Blockage in toilet in men's bathroom	60 1
2/18/2015 PLUMBING	Repaired the sink in the men's bathroom	60 1
2/24/2015 PLUMBING	Rebuilt the flush valve on the toilet in the men's bathroom	60 1
2/24/2015 PLUMBING	Cleaned out the roof drains	60 1
Jeff Lewis		480 8
2/2/2015 HVAC	Serviced the A/C unit (computer room)	240 4
2/3/2015 HVAC	Replaced the contactors on A/C unit (computer room)	240 4
2/5/2015 HVAC	Serviced the HVAC system	240 4
2/11/2015 HVAC	Replaced the contactors on A/C unit	240 4
2/18/2015 HVAC	Serviced the A/C unit in computer room	240 4
2/20/2015 HVAC	Replaced the condensor fan motor on A/C unit	240 4
2/25/2015 HVAC	Replaced the belts/greased bearings on HVAC system	240 4
Jerry Wilson		1680 28
2/4/2015 ELECTRICAL	Worked on lights	90 1.5
2/5/2015 ELECTRICAL	Replaced exit lights	120 2
2/11/2015 ELECTRICAL	Worked on lights	60 1
2/19/2015 ELECTRICAL	Worked on lights	60 1
2/20/2015 HVAC	Assisted Jerry Wilson replace condensor fan on A/C unit	240 4
Larry E. Long		570 9.5
Facility Subtotal		3240 54
<b>AcctCode Total</b>		<b>3240 54</b>

<i>AcctCodes: Facility</i>	<i>Employee</i>	<i>Hours</i>
<b>010-3090</b>		
3090.1 MUNICIPAL BLDG - BUILDING A		
2/3/2015 ELECTRICAL	Worked on lights	210 3.5
2/5/2015 ELECTRICAL	Repaired circuits and outlets	360 6
2/9/2015 ELECTRICAL	Traced power and repaired problems on exhaust fan	240 4
2/10/2015 ELECTRICAL	Worked on emergency/exit lights, bathroom vents	120 2
2/10/2015 ELECTRICAL	Repaired vents on roof	120 2
2/11/2015 ELECTRICAL	Repaired exhaust fan	300 5
2/12/2015 ELECTRICAL	Worked on lights, installed outlet/covers, covered holes	480 8
2/13/2015 ELECTRICAL	Retrofit motors, worked on lights, installed outlets/covers	180 3
2/16/2015 ELECTRICAL	Worked on lights, installed outlet/covers, worked on vents	60 1
2/17/2015 ELECTRICAL	Worked on lights, vents and repaired circuits	120 2
2/18/2015 ELECTRICAL	Worked on lights, vents and switches	450 7.5
2/27/2015 ELECTRICAL	Worked on lights, plugs, vents and checked power supply	60 1
	Bill Sandison	2700 45
2/12/2015 PLUMBING	Blockage in sink drain in men's bathroom	60 1
2/18/2015 ELECTRICAL	Assisted Larry Long on a vent motor	60 1
2/23/2015 PLUMBING	Replaced batteries on sink faucets in women's bathroom	60 1
2/24/2015 PLUMBING	Cleaned out the roof drains	60 1
	Jeff Lewis	240 4
2/3/2015 ELECTRICAL	Worked on lights	210 3.5
2/5/2015 ELECTRICAL	Replaced outlets	360 6
2/9/2015 ELECTRICAL	Traced power and repaired problems on exhaust fan	240 4
2/11/2015 ELECTRICAL	Serviced exhaust fans	300 5
2/12/2015 ELECTRICAL	Worked on lights, installed outlets/covers, covered holes	480 8
2/18/2015 ELECTRICAL	Installed two new exhaust fans	480 8
	Larry E. Long	2070 34.5
	Facility Subtotal	5010 83.5
3090.2 MUNICIPAL BLDG - BUILDING B		
2/10/2015 ELECTRICAL	Worked on lights and exit lights, vent fans	60 1
	Bill Sandison	60 1
2/13/2015 PLUMBING	Blockage in toilet in men's bathroom	60 1
2/16/2015 PLUMBING	Cleaned out the areator on kitchen sink faucet	60 1
	Jeff Lewis	120 2
2/25/2015 HVAC	Replaced the belts/greased bearings on HVAC system	240 4
	Jerry Wilson	240 4
	Facility Subtotal	420 7
2020.4 MUNICIPAL BLDG - CITY HALL		
2/11/2015 ELECTRICAL	Worked on lights	60 1
	Bill Sandison	60 1
2/17/2015 PLUMBING	Repaired sink faucet in men's bathroom	60 1
2/19/2015 MISCELLANEOUS	Met with door repairmen as requested by Matt Smith	60 1
	Jeff Lewis	120 2
2/4/2015 HVAC	Serviced the HVAC system	240 4
2/6/2015 HVAC	Serviced the HVAC system	240 4

<i>AcctCodes:</i>	<i>Facility</i>	<i>Employee</i>	<i>Hours</i>	
2/10/2015 HVAC	Serviced the HVAC system		240	4
2/13/2015 HVAC	Serviced the HVAC system		240	4
2/20/2015 HVAC	Serviced the HVAC system		240	4
2/24/2015 HVAC	Replaced the belts/greased bearings on HVAC system		480	8
2/27/2015 HVAC	Serviced the HVAC system		240	4
		Jerry Wilson	1920	32
2/11/2015 ELECTRICAL	Worked on lights		60	1
2/17/2015 ELECTRICAL	Worked on lights		60	1
		Larry E. Long	120	2
		Facility Subtotal	2220	37
<b>AcctCode Total</b>			<b>7650</b>	<b>127.5</b>
<b>010-6010</b>				
6010.0 Police Administration				
2/18/2015 HVAC	Replaced the belts on the air handlers at NIC		240	4
2/23/2015 HVAC	Replaced the belts on blowers at NIC		240	4
2/27/2015 HVAC	Replaced the grease fittings on air handlers at NIC		240	4
		Jerry Wilson	720	12
		Facility Subtotal	720	12
<b>AcctCode Total</b>			<b>720</b>	<b>12</b>
<b>010-6016</b>				
6016.2 POLICE RANGE				
2/11/2015 ELECTRICAL	Worked on lights		60	1
		Bill Sandison	60	1
2/11/2015 ELECTRICAL	Worked on lights		60	1
		Larry E. Long	60	1
		Facility Subtotal	120	2
<b>AcctCode Total</b>			<b>120</b>	<b>2</b>
<b>010-6070</b>				
6070.0 ANIMAL WELFARE				
2/18/2015 PLUMBING	Consulted with the plumbing contractor		120	2
2/25/2015 PLUMBING	Blockage in toilet		60	1
2/27/2015 PLUMBING	Blockage in toilet		60	1
		Jeff Lewis	240	4
		Facility Subtotal	240	4
<b>AcctCode Total</b>			<b>240</b>	<b>4</b>

<i>AcctCodes:</i>	<i>Facility</i>	<i>Employee</i>	<i>Hours</i>	
<b>010-6443</b>				
6443.1	FIRE STATION #1			
2/5/2015	PLUMBING	Blockage in the kitchen sink drain	60	1
2/9/2015	PLUMBING	Blockage in sink and replaced drain	90	1.5
2/17/2015	PLUMBING	Cleaned out the shower drain	60	1
		Jeff Lewis	210	3.5
		Facility Subtotal	210	3.5
6443.2	FIRE STATION #2			
2/3/2015	HVAC	Serviced the heaters in the truck bay area	240	4
2/5/2015	HVAC	Worked on bid regarding replacement of truck bay heaters	240	4
2/10/2015	HVAC	Serviced the heaters in the truck bay area	240	4
2/23/2015	HVAC	Worked on bids for heater replacement project	240	4
		Jerry Wilson	960	16
		Facility Subtotal	960	16
6443.4	FIRE STATION #4			
2/23/2015	PLUMBING	Replaced bowl wax, tightened seat, blockage in sink drain	240	4
		Jeff Lewis	240	4
		Facility Subtotal	240	4
6443.6	FIRE STATION #6			
2/19/2015	PLUMBING	Rebuilt the flush valve on urinal in men's bathroom	60	1
		Jeff Lewis	60	1
		Facility Subtotal	60	1
6443.7	FIRE STATION #7			
2/5/2015	PLUMBING	Rebuilt the flush valve on toilet	60	1
		Jeff Lewis	60	1
		Facility Subtotal	60	1
6443.8	FIRE STATION #8			
2/4/2015	ELECTRICAL	Gathered information/permissions and ordered parts	30	0.5
2/27/2015	ELECTRICAL	Serviced the power reels	60	1
		Bill Sandison	90	1.5
2/4/2015	ELECTRICAL	Serviced the power reels	60	1
		Larry E. Long	60	1
		Facility Subtotal	150	2.5
6443.9	FIRE STATION #9			
2/4/2015	ELECTRICAL	Gathered information/permissions and ordered parts	30	0.5
		Bill Sandison	30	0.5
2/11/2015	PLUMBING	Cleaned out sewer for grease trap	90	1.5
2/11/2015	PLUMBING	Cleaned out sewer line in truck bay area	120	2
		Jeff Lewis	210	3.5

<i>AcctCodes:</i>	<i>Facility</i>	<i>Employee</i>	<i>Hours</i>
		Facility Subtotal	240
			4
		<b>AcctCode Total</b>	<b>1920</b>
			<b>32</b>

<i>AcctCodes: Facility</i>	<i>Employee</i>	<i>Hours</i>	
<b>010-7010</b>			
7010.1 PARK - ANDREWS PARK			
2/27/2015 PLUMBING	Serviced bathrooms to get them ready for spring opening	60	1
	Jeff Lewis	60	1
	Facility Subtotal	60	1
7010.2 PARK - GRIFFIN PARK			
2/3/2015 ELECTRICAL	Assisted Jeff Lewis with sewer lines	90	1.5
2/4/2015 ELECTRICAL	Assisted Jeff Lewis with sewer lines	360	6
2/6/2015 ELECTRICAL	Located power outage and restored power	240	4
	Bill Sandison	690	11.5
2/3/2015 PLUMBING	Installed new back-flo preventers on sewers	480	8
2/4/2015 PLUMBING	Installed new back-flo preventers on sewers	480	8
2/6/2015 PLUMBING	Replaced the water lines on water heater	60	1
2/6/2015 PLUMBING	Installed new back-flo preventers on sewers	180	3
2/9/2015 PLUMBING	Broke out concrete for sewer	90	1.5
2/10/2015 PLUMBING	Installed new back-flo preventers on sewers	240	4
2/11/2015 PLUMBING	Filled in holes on sewer	120	2
2/12/2015 PLUMBING	Ran camera through all sewers	120	2
2/17/2015 MISCELLANEOUS	Repaired the holes in the slab (added cement to holes)	180	3
2/25/2015 PLUMBING	Reattached drinking fountain to wall	180	3
2/26/2015 PLUMBING	Serviced bathrooms to get them ready for spring opening	120	2
2/27/2015 PLUMBING	Serviced bathrooms	240	4
	Jeff Lewis	2490	41.5
2/3/2015 PLUMBING	Assisted Jeff Lewis with sewer lines	90	1.5
2/4/2015 ELECTRICAL	Traced broken wires and broken pipes/capped off wires	240	4
2/4/2015 PLUMBING	Assisted Jeff Lewis with sewer lines	90	1.5
2/6/2015 ELECTRICAL	Repaired power issues in new walls	180	3
	Larry E. Long	600	10
	Facility Subtotal	3780	63
7010.5 PARK - HALL PARK MAINT BARN			
2/25/2015 PLUMBING	Rebuilt the flush valve (tank type) on toilet	60	1
2/25/2015 PLUMBING	Dug up the floor and replaced stool flange	120	2
2/26/2015 PLUMBING	Reset toilet	60	1
	Jeff Lewis	240	4
	Facility Subtotal	240	4
7010.6 PARK - LIONS PARK			
2/26/2015 PLUMBING	Serviced bathrooms to get them ready for spring opening	60	1
	Jeff Lewis	60	1
	Facility Subtotal	60	1
7010.7 PARK - LITTLE AXE PARK			
2/19/2015 PLUMBING	Repaired the water service for the concession stand	180	3
	Jeff Lewis	180	3
	Facility Subtotal	180	3



<i>AcctCodes:</i>	<i>Facility</i>	<i>Employee</i>	<i>Hours</i>	
7070.6	WESTWOOD TENNIS CENTER			
2/24/2015 ELECTRICAL	Located power lines		60	1
		Bill Sandison	60	1
		Facility Subtotal	60	1
<b>AcctCode Total</b>			<b>4380</b>	<b>73</b>
<b>010-7070</b>				
7070.0	PARKS AND REC ADMIN			
2/23/2015 PLUMBING	Blockage in toilet in women's bathroom		60	1
2/24/2015 PLUMBING	Consulted with Mitch Miles on drinking fountain (Lakeview)		120	2
		Jeff Lewis	180	3
		Facility Subtotal	180	3
<b>AcctCode Total</b>			<b>180</b>	<b>3</b>
<b>010-7082</b>				
9000.2	HISTORICAL HOUSE			
2/19/2015 PLUMBING	Repaired the kitchen sink faucet		60	1
		Jeff Lewis	60	1
		Facility Subtotal	60	1
<b>AcctCode Total</b>			<b>60</b>	<b>1</b>
<b>010-7083</b>				
7083.0	SOONER THEATRE			
2/18/2015 MISCELLANEOUS	Repaired the double doors		60	1
2/27/2015 PLUMBING	Worked on sump pump in basement		120	2
		Jeff Lewis	180	3
		Facility Subtotal	180	3
<b>AcctCode Total</b>			<b>180</b>	<b>3</b>
<b>020-7010</b>				
7010.12	SANTA FE DEPOT			
2/18/2015 PLUMBING	Cleaned out the sewer		120	2
2/24/2015 PLUMBING	Blockage in drinking fountain		60	1
		Jeff Lewis	180	3
2/6/2015 ELECTRICAL	Worked on lights		60	1
		Larry E. Long	60	1
		Facility Subtotal	240	4
<b>AcctCode Total</b>			<b>240</b>	<b>4</b>

<i>AcctCodes: Facility</i>	<i>Employee</i>	<i>Hours</i>	
<b>020-7021</b>			
7021.2 PARK - REAVES PARK			
2/26/2015 PLUMBING	Serviced bathrooms to get them ready for spring opening	120	2
	Jeff Lewis	120	2
	Facility Subtotal	120	2
7021.3 REC CTR - 12TH AVE			
2/9/2015 PLUMBING	Repaired the drinking fountain	60	1
2/26/2015 PLUMBING	Blockage in urinal in men's bathroom	60	1
	Jeff Lewis	120	2
2/17/2015 HVAC	Serviced the heater	240	4
	Jerry Wilson	240	4
2/16/2015 ELECTRICAL	Assisted Mitch Miles identify breaker types and brands	180	3
	Larry E. Long	180	3
	Facility Subtotal	540	9
7021.0 REC CTR - IRVING			
2/17/2015 ELECTRICAL	Worked on power (power tripping)	60	1
	Bill Sandison	60	1
2/12/2015 PLUMBING	Raised the sewer clean-out	120	2
2/17/2015 MISCELLANEOUS	Installed handle on main entry door	60	1
	Jeff Lewis	180	3
	Facility Subtotal	240	4
7021.1 REC CTR - LITTLE AXE			
2/2/2015 ELECTRICAL	Installed emergency and exit lights	480	8
2/3/2015 ELECTRICAL	Installed emergency and exit lights	180	3
	Bill Sandison	660	11
2/2/2015 PLUMBING	Relocated the sink in the women's bathroom	120	2
2/10/2015 PLUMBING	Installed new bowl wax and stool bolts on toilet	120	2
	Jeff Lewis	240	4
2/2/2015 ELECTRICAL	Installed emergency and exit lights	480	8
2/3/2015 ELECTRICAL	Installed emergency and exit lights	180	3
	Larry E. Long	660	11
	Facility Subtotal	1560	26
7021.4 REC CTR - WHITTIER			
2/2/2015 PLUMBING	Blockage in the kitchen sink drain	60	1
	Jeff Lewis	60	1
	Facility Subtotal	60	1
<b>AcctCode Total</b>		<b>2520</b>	<b>42</b>

<i>AcctCodes:</i>	<i>Facility</i>	<i>Employee</i>	<i>Hours</i>	
<b>020-7023</b>				
7023.0	SENIOR CITIZENS CTR			
2/16/2015	ELECTRICAL	Worked on lights and stocked parts at Sr. Citizen's Center	60	1
2/20/2015	ELECTRICAL	Worked on lights and freezer circuit	180	3
2/24/2015	ELECTRICAL	Worked on lights	90	1.5
		Bill Sandison	330	5.5
2/2/2015	PLUMBING	Repaired leak in drain under the sink	60	1
2/6/2015	PLUMBING	Replaced the grease trap and drains	180	3
2/9/2015	PLUMBING	Installed air admittance valve under sink	60	1
2/10/2015	PLUMBING	Cleaned out sewer in basement	120	2
		Jeff Lewis	420	7
2/20/2015	ELECTRICAL	Repaired exit lights and outlet behind refrigerator	180	3
2/24/2015	ELECTRICAL	Worked on lights	90	1.5
		Larry E. Long	270	4.5
		Facility Subtotal	1020	17
<b>AcctCode Total</b>			<b>1020</b>	<b>17</b>
<b>030-7032</b>				
7032.0	WESTWOOD GOLF COURSE			
2/9/2015	ELECTRICAL	Located underground electrical lines	150	2.5
		Bill Sandison	150	2.5
2/6/2015	PLUMBING	Adjusted the water flow on drinking fountain	60	1
2/9/2015	PLUMBING	Repaired urinal	60	1
2/16/2015	PLUMBING	Repaired sink in men's bathroom	60	1
2/25/2015	PLUMBING	Blockage in floor drain in kitchen area	60	1
		Jeff Lewis	240	4
2/9/2015	ELECTRICAL	Located underground electrical lines	150	2.5
2/24/2015	ELECTRICAL	Located power lines	60	1
		Larry E. Long	210	3.5
		Facility Subtotal	600	10
<b>AcctCode Total</b>			<b>600</b>	<b>10</b>
<b>030-7033</b>				
7033.0	WESTWOOD POOL			
2/26/2015	PLUMBING	Serviced bathrooms to get them ready for spring opening	60	1
		Jeff Lewis	60	1
		Facility Subtotal	60	1
<b>AcctCode Total</b>			<b>60</b>	<b>1</b>

<i>AcctCodes:</i>	<i>Facility</i>	<i>Employee</i>	<i>Hours</i>	
<b>031-5531</b>				
5531.1 WATER TREATMENT PLANT				
2/10/2015 ELECTRICAL	Worked on lights, bathroom vents, installed new heater		60	1
2/25/2015 ELECTRICAL	Worked on lights		180	3
2/27/2015 ELECTRICAL	Worked on lights		60	1
		Bill Sandison	300	5
2/5/2015 PLUMBING	Removed the water heater and moved water lines		300	5
2/11/2015 PLUMBING	Installed new water lines for boiler drain in basement		150	2.5
2/12/2015 PLUMBING	Capped off water lines in chemical room		120	2
2/13/2015 PLUMBING	Repaired water leaks in basement		120	2
2/18/2015 PLUMBING	Blockage in toilet in women's bathroom		60	1
		Jeff Lewis	750	12.5
2/25/2015 ELECTRICAL	Installed new light on wall		180	3
		Larry E. Long	180	3
		Facility Subtotal	1230	20.5
<b>AcctCode Total</b>			<b>1230</b>	<b>20.5</b>
<b>032-5546</b>				
5546.0 WASTEWATER TREATMENT PLANT				
2/4/2015 HVAC	Serviced the A/C unit (blower building)		240	4
2/16/2015 HVAC	Serviced the A/C unit in blower room		240	4
2/17/2015 HVAC	Serviced the A/C unit in blower room		240	4
2/26/2015 HVAC	Serviced the heating system		240	4
		Jerry Wilson	960	16
2/17/2015 ELECTRICAL	Worked on lights		390	6.5
		Larry E. Long	390	6.5
		Facility Subtotal	1350	22.5
<b>AcctCode Total</b>			<b>1350</b>	<b>22.5</b>
<b>032-5552</b>				
5052.0 Sewer Line Maintenance				
2/2/2015 PLUMBING	Located the gas smell and gas leak		120	2
		Jeff Lewis	120	2
		Facility Subtotal	120	2
<b>AcctCode Total</b>			<b>120</b>	<b>2</b>

<i>AcctCodes: Facility</i>	<i>Employee</i>	<i>Hours</i>	
<b>033-5560</b>			
5560.0 SANITATION DIV BLDG			
2/6/2015 ELECTRICAL	Repaired compactor at Antique Gardens (power tripping)	240	4
2/9/2015 ELECTRICAL	Serviced compactor at Antique Gardens	90	1.5
2/25/2015 ELECTRICAL	Worked on gathering information for retro-fit on compactor	60	1
	Bill Sandison	390	6.5
2/2/2015 PLUMBING	Repaired the outside faucet	60	1
2/12/2015 MISCELLANEOUS	Worked on door lock	60	1
2/16/2015 MISCELLANEOUS	Installed new door lock	120	2
2/23/2015 MISCELLANEOUS	Worked on bathroom door	60	1
	Jeff Lewis	300	5
2/6/2015 ELECTRICAL	Repaired compactor at Antique Gardens (power tripping)	240	4
2/9/2015 ELECTRICAL	Serviced compactor at Antique Gardens	90	1.5
2/25/2015 ELECTRICAL	Serviced the trash compactor (power tripping)	60	1
	Larry E. Long	390	6.5
	Facility Subtotal	1080	18
<b>AcctCode Total</b>		<b>1080</b>	<b>18</b>
<b>033-5565</b>			
5565.0 COMPOST FACILITY			
2/19/2015 PLUMBING	Repaired the water heater	60	1
	Jeff Lewis	60	1
	Facility Subtotal	60	1
<b>AcctCode Total</b>		<b>60</b>	<b>1</b>

<i>AcctCodes:</i>	<i>Facility</i>	<i>Employee</i>	<i>Hours</i>	
<b>040-5070</b>				
5070.0 FLEET MAINTENANCE				
2/4/2015	ELECTRICAL	Relocated bench and serviced the lift	60	1
2/19/2015	ELECTRICAL	Worked on the photoeye project and relocated lift	420	7
2/20/2015	ELECTRICAL	Worked on the photoeye project, relocated bench and lift	150	2.5
2/23/2015	ELECTRICAL	Worked on lift and relocated work station	480	8
2/24/2015	ELECTRICAL	Worked on lift and relocated work station	330	5.5
2/25/2015	ELECTRICAL	Worked on the photoeye project	240	4
2/27/2015	ELECTRICAL	Worked on the photoeye project	60	1
			Bill Sandison	1740 29
2/24/2015	PLUMBING	Blockage in sewer	120	2
			Jeff Lewis	120 2
2/19/2015	ELECTRICAL	Made an inventory of supplies needed and bought materials	240	4
2/19/2015	ELECTRICAL	Relocated the photoeye	180	3
2/20/2015	ELECTRICAL	Started the electrical piping for the car lift	60	1
2/23/2015	ELECTRICAL	Worked on the electrical piping for the car lift	480	8
2/24/2015	ELECTRICAL	Installed electrical outlets for car lift	330	5.5
2/25/2015	ELECTRICAL	Adjusted photoeye on fuel lights	60	1
2/25/2015	ELECTRICAL	Installed electrical outlets for car lift	180	3
2/26/2015	ELECTRICAL	Adjusted photoeye on fuel lights	60	1
2/26/2015	ELECTRICAL	Installed electrical outlet for car lift	180	3
2/26/2015	ELECTRICAL	Attached wires to breakers and tested	240	4
			Larry E. Long	2010 33.5
			Facility Subtotal	3870 64.5
			<b>AcctCode Total</b>	<b>3870 64.5</b>

<i>AcctCodes:</i>	<i>Facility</i>	<i>Employee</i>	<i>Hours</i>	
<b>041-2030</b>				
2020.6 FACILITY MAINTENANCE				
2/13/2015	ELECTRICAL	Assisted Jeff Lewis with gas leak, traced power in circuit	300	5
2/16/2015	MISCELLANEOUS	Cleaned truck and restocked the shop	60	1
2/17/2015	MISCELLANEOUS	Cleaned truck and restocked the shop, prep for projects	60	1
2/18/2015	MISCELLANEOUS	Attended a meeting with Matt Smith	30	0.5
2/27/2015	MISCELLANEOUS	Cleaned truck and restocked the shop	60	1
			<hr/>	
		Bill Sandison	510	8.5
2/13/2015	PLUMBING	Located and repaired gas leaks	300	5
			<hr/>	
		Jeff Lewis	300	5
2/16/2015	HVAC	Replaced the shop exhaust fan motor	240	4
			<hr/>	
		Jerry Wilson	240	4
2/13/2015	ELECTRICAL	Removed old fan, pulled blown wheel off, braced duct work	150	2.5
2/13/2015	ELECTRICAL	Cleaned up the work shop	90	1.5
2/13/2015	ELECTRICAL	Serviced exhaust fan	240	4
2/16/2015	ELECTRICAL	Removed broken exhaust fan motor	120	2
2/16/2015	MISCELLANEOUS	Cleaned the shop, assisted Jeff Lewis with drinking fountain	120	2
2/17/2015	MISCELLANEOUS	Attended a meeting with Matt Smith	30	0.5
			<hr/>	
		Larry E. Long	750	12.5
			<hr/>	
		Facility Subtotal	1800	30
			<hr/>	
			<hr/>	
			<hr/>	
			<hr/>	
			<hr/>	
			<hr/>	
			<hr/>	
			<hr/>	
			<hr/>	
			<hr/>	
			<hr/>	
			<hr/>	
			<hr/>	
			<hr/>	
			<hr/>	
			<hr/>	
			<hr/>	
			<hr/>	
			<hr/>	
			<hr/>	
			<hr/>	
			<hr/>	
			<hr/>	
			<hr/>	
			<hr/>	
			<hr/>	
			<hr/>	
			<hr/>	
			<hr/>	
			<hr/>	
			<hr/>	
			<hr/>	
			<hr/>	
			<hr/>	
			<hr/>	
			<hr/>	
			<hr/>	
			<hr/>	
			<hr/>	
			<hr/>	
			<hr/>	
			<hr/>	
			<hr/>	
			<hr/>	
			<hr/>	
			<hr/>	
			<hr/>	
			<hr/>	
			<hr/>	
			<hr/>	
			<hr/>	
			<hr/>	
			<hr/>	
			<hr/>	
			<hr/>	
			<hr/>	
			<hr/>	
			<hr/>	
			<hr/>	
			<hr/>	
			<hr/>	
			<hr/>	
			<hr/>	
			<hr/>	
			<hr/>	
			<hr/>	
			<hr/>	
			<hr/>	
			<hr/>	
			<hr/>	
			<hr/>	
			<hr/>	
			<hr/>	
			<hr/>	
			<hr/>	
			<hr/>	
			<hr/>	
			<hr/>	
			<hr/>	
			<hr/>	
			<hr/>	
			<hr/>	
			<hr/>	
			<hr/>	
			<hr/>	
			<hr/>	
			<hr/>	
			<hr/>	
			<hr/>	
			<hr/>	
			<hr/>	
			<hr/>	
			<hr/>	
			<hr/>	
			<hr/>	
			<hr/>	
			<hr/>	
			<hr/>	
			<hr/>	
			<hr/>	
			<hr/>	
			<hr/>	
			<hr/>	
			<hr/>	
			<hr/>	
			<hr/>	
			<hr/>	
			<hr/>	
			<hr/>	
			<hr/>	
			<hr/>	
			<hr/>	
			<hr/>	
			<hr/>	
			<hr/>	
			<hr/>	
			<hr/>	
			<hr/>	
			<hr/>	
			<hr/>	
			<hr/>	
			<hr/>	
			<hr/>	
			<hr/>	
			<hr/>	
			<hr/>	
			<hr/>	
			<hr/>	
			<hr/>	
			<hr/>	
			<hr/>	
			<hr/>	
			<hr/>	
			<hr/>	
			<hr/>	
			<hr/>	
			<hr/>	
			<hr/>	
			<hr/>	
			<hr/>	
			<hr/>	
			<hr/>	
			<hr/>	
			<hr/>	
			<hr/>	
			<hr/>	
			<hr/>	
			<hr/>	
			<hr/>	
			<hr/>	
			<hr/>	
			<hr/>	
			<hr/>	
			<hr/>	
			<hr/>	
			<hr/>	
			<hr/>	
			<hr/>	
			<hr/>	
			<hr/>	
			<hr/>	
			<hr/>	
			<hr/>	
			<hr/>	
			<hr/>	
			<hr/>	
			<hr/>	
			<hr/>	
			<hr/>	
			<hr/>	
			<hr/>	
			<hr/>	
			<hr/>	
			<hr/>	
			<hr/>	
			<hr/>	
			<hr/>	
			<hr/>	
			<hr/>	
			<hr/>	
			<hr/>	
			<hr/>	
			<hr/>	
			<hr/>	
			<hr/>	
			<hr/>	
			<hr/>	
			<hr/>	
			<hr/>	
			<hr/>	
			<hr/>	
			<hr/>	
			<hr/>	
			<hr/>	
			<hr/>	
			<hr/>	
			<hr/>	
			<hr/>	
			<hr/>	
			<hr/>	
			<hr/>	
			<hr/>	
			<hr/>	
			<hr/>	
			<hr/>	
			<hr/>	

**CITY MANAGER                      2**



## **CIP Financial Status 2A**

As previously reported in the October 2014 Monthly Departmental Report; Next quarterly update will be April 2015.

# CAPITAL PROJECTS > \$250,000 EXPECTED TO BE COMPLETED WITHIN SIX (6) MONTHS

2/16/2015

Project No.**	Project Title	Anticipated Overruns	Anticipated Savings	Fund Title & No.
<b>UTILITIES</b>				
SA0002	Transfer Station	\$0	\$40,000	Sanitation Fund 033
WW0262	Tecumseh Interceptor	\$0	\$160,000	Sewer Sales Tax 323
WW0262	Tecumseh Interceptor	\$0	\$20,000	New Development Excise Tax 322
WW0303	Lift Station D Improvements	\$0	\$450,000	New Development Excise Tax 322
WW0052	WWTP SCADA Improvements	\$0	\$80,000	Water Reclamation Fund 032
WW0064	SS Maintenance Plan FYE 11	\$0	\$140,000	Sewer Maintenance Fund 321
WW0267	SE Bishop Interceptor	\$0	\$40,000	Sewer Sales Tax 323
WW0267	SE Bishop Interceptor	\$0	\$30,000	New Development Excise Tax 322
WA0196	I-35 Waterline Relocations (ODOT)***	\$0	\$40,000	Water Fund 031
WA0188	High Pressure Plane Waterline	\$0	\$30,000	Water Fund -31
WA0039	Boyd Water Tower Maintenance	\$0	\$50,000	Water Fund 031
WA0040	Robinson Water Tower Maintenance	\$0	\$50,000	Water Fund 031
WA0187	Hot Soils - Pendleton Drive Area	\$0	\$70,000	Water Fund 031
WA0197	Water Well 20 Building Replacement	\$0	\$20,000	Water Fund 031
WB0051	48-inch Raw Water Line	\$0	\$670,000	Water Fund 031 (Bond Project)
WB0140	FYE08 Waterwell Supply Lines	\$0	\$650,000	Water Fund 031 (Bond Project)
<b>PUBLIC WORKS</b>				
BP0196	Cedar Lane: 12th SE - 1/2 E. of 24th SE	\$0	\$0	Capital 50 Bond Project)
TR0203/BP0203	Robinson RR Grade Separation*	\$0	\$0	Capital 50
TR0049	Indian Hills Road Overpass Reconstruction	\$ 100,000.00	\$0	Capital 50
TR0075	Main Street Roadway Lighting	\$ 50,000.00	\$0	Capital 50
<b>PARKS AND RECREATION</b>				
UT 0098	UNP Legacy Park and Trail****	\$0	\$0	UNPTIF Fund 57

## Notes

\* Project at least partially funded through ODOT. Final accounting occurs with ODOT audits that generally take 2-4 years after project completion. New landscaping included.

\*\* Project numbers correspond to the projects identified in the adopted Capital Improvements Plan.

\*\*\* ODOT mandate to relocate 3 water lines for I-35 widening. Revised costs to be 100% reimbursed by ODOT at project audit completion.

**COMMUNITY RELATIONS                      2B**

**Community Relation's Office**  
**February 2015**

Number of press releases	9
Contacts with the media	8
<i>Norman News</i> membership	951
Website visits	73,202
Facebook followers	2,713
Twitter followers	1,324

**DEVELOPMENT COORDINATOR      2C**

## **City of Norman - Development Coordinator Monthly Report February 2015**

Below are activities and projects that the Development Coordinator has been involved with during the month of February 2015.

### **General Inquiries, Contacts and Meetings**

- Development Review Team
- City Council Meeting
- City Council Study Session
- Oversight Committee
- Community Planning and Transportation Committee
- Plat Review Team
- Planning Commission
- Pre-Development
- Council Business and Community Affairs

### **Building Permit and Plat Application Meetings**

- Discussed building permit requirements for industrial prospect.
- Discussed building permit requirements for building addition in Downtown.
- Assisted homeowners in permit requirements and regulations for housing renovations.
- Met with staff and tenant representative regarding permit requirements building renovation.
- Met with staff and property owners to discuss redevelopment options for agriculturally zoned property.
- Met with project representatives to discuss potential for new restaurant site in Norman.
- Discussed project requirements with staff and project representative for construction of retail/office area.

### **Development Process Improvements**

- ***Wastewater Excise Tax/Connection Fee Analysis RFP*** – RFP's are in final stages of selection. Contract is anticipated to come forward in late April/early May 2015.
- ***Customer Service Survey for Development Services Division*** –The latest round of surveys for the February 2015 CO'ed projects has been sent.
- ***Building Permit Outreach Program*** – work continues on this project, and contacts continue being made with building permit applicants that fall into the criteria outlined in the plan concept. Periodic follow-up checks (generally every two weeks) continue taking place. The reaction to the program continues to be positive.
- ***ICC and NFPA Code Clarification Project*** – continued working with building and fire inspection staff to develop interpretations of building code/fire code compliance items that could be posted online. This project is designed to assist in making code clarifications and other information provided to contractors and developers more clear..
- ***Construction Information for Developers and Businesses*** – work continues with assistance from the Retail Marketing Coordinator on outlining process for informing local developers and businesses of potential impacts from public construction projects. This project is designed to continue establishing a good working relationship with the business community and allow identification of potential problems or issues that may arise for businesses/development during the public construction.

###

## **FINANCE      3**

## CITY OF NORMAN

### Department of Finance Monthly Report –February 2015

Statistics on outputs from the various divisions of the Department of Finance (DOF) are presented on the following pages. Major projects which were completed or initiated by the DOF in February are discussed below:

#### Treasury Division:

In the month of February, the Treasury Division processed 29,389 total payments. The traffic counter at the Drive-up Facility counted 5,732 customers. The Treasury Division processed 1,159 credit card utility payments, an increase of 6.8% from last month, and the IVR (Interactive Voice Response) system processed 1,605 credit card utility payments, an increase of 11.2% from last month. Utility customers also have the option of paying on the City of Norman website. There were 3,938 credit card payments made on the internet in February, an increase of 11.4% from last month. The Municipal Court processed 627 credit card payments for court fines, a decrease of -5.7% from last month.

The City charges a convenience fee of \$3 on credit card payments made online or by phone to help offset the costs of providing credit card service. We collected \$29,057 in convenience fees in the month of February with a fiscal year-to-date total of \$158,121.

#### Utility Services Division:

The Meter Reading Division read 36,881 meters. Out of 75 meter reading routes, 56 (75%) were read within the targeted 30-day reading cycle. All routes were read by the 34<sup>th</sup> day. No routes were estimated in February.

#### General Fund Revenues & Expenditures:

When comparing major General Fund revenue sources versus budgeted levels, revenues are on target for the month of February at -0.5%. Revenues from the City's largest single source of revenue, sales tax, are below target at -3.8% for the year to date and 0.3% above last fiscal year. Following is a summary table regarding General Fund revenues and expenditures to-date.

	FYE 15 Budget To Date	FYE 15 Actual To Date	FYE 14 Actual To Date	FYE 13 Actual To Date
Sales Tax Revenue*	\$26,763,165	\$25,748,526	\$25,681,865	\$24,539,038
General Fund Revenue*	\$49,014,741	\$48,776,163	\$46,500,165	\$44,237,240
General Fund Expenses*	\$51,954,697	\$47,382,183	\$47,111,347	\$46,212,945

\* Excludes Public Safety Sales Tax



## Administration Division

	FYE 15		FYE 14	
	FEBRUARY	YTD	FEBRUARY	YTD
PERSONNEL HOURS - FULL TIME				
Total Regular Hours Available	320.00	2,880.00	320.00	2,880.00
Total Comp Time Available	0.00	0.00	0.00	0.00
Total Overtime Hours	0.00	0.00	0.00	0.00
Total Bonus Hours	0.00	0.00	0.00	0.00
Total Furlough Hours	0.00	0.00	0.00	0.00
TOTAL HOURS AVAILABLE	320.00	2,880.00	320.00	2,880.00
Benefit Hours Taken	20.50	409.25	25.50	313.25
TOTAL ACCOUNTABLE STAFF HOURS	299.50	2,470.75	294.50	2,566.75
PERMANENT PART-TIME				
Total Regular Hours Available	0.00	0.00	0.00	0.00
Total Comp Time Available	0.00	0.00	0.00	0.00
Total Overtime Hours	0.00	0.00	0.00	0.00
Total Bonus Hours	0.00	0.00	0.00	0.00
TOTAL HOURS AVAILABLE	0.00	0.00	0.00	0.00
Benefit Hours Taken	0.00	0.00	0.00	0.00
TOTAL ACCOUNTABLE STAFF HOURS	0.00	0.00	0.00	0.00
TEMPORARY				
Total Regular Hours Available	0.00	0.00	0.00	0.00
Total Overtime Hours	0.00	0.00	0.00	0.00
TOTAL HOURS AVAILABLE	0.00	0.00	0.00	0.00

**ACCOUNTING      3A**

## Accounting Division

	FYE 15		FYE 14	
	FEBRUARY	YTD	FEBRUARY	YTD
Total Regular Hours Available	960.00	8,480.00	960.00	8,440.00
Total Comp Time Available	0.00	0.00	1.50	50.75
Total Overtime Hours	1.25	5.50	0.00	19.00
Total Bonus Hours	0.00	0.00	0.00	0.00
Total Furlough Hours	0.00	0.00	0.00	0.00
 TOTAL HOURS AVAILABLE	 961.25	 8,485.50	 961.50	 8,509.75
Benefit Hours Taken	326.75	1,153.00	138.75	1,246.25
 TOTAL ACCOUNTABLE STAFF HOURS	 634.50	 7,332.50	 822.75	 7,263.50
 PERMANENT PART-TIME				
Total Regular Hours Available	0.00	0.00	0.00	0.00
Total Comp Time Available	0.00	0.00	0.00	0.00
Total Overtime Hours	0.00	0.00	0.00	0.00
Total Bonus Hours	0.00	0.00	0.00	0.00
 TOTAL HOURS AVAILABLE	 0.00	 0.00	 0.00	 0.00
Benefit Hours Taken	0.00	0.00	0.00	0.00
 TOTAL ACCOUNTABLE STAFF HOURS	 0.00	 0.00	 0.00	 0.00
 TEMPORARY				
Total Regular Hours Available	0.00	0.00	0.00	0.00
Total Overtime Hours	0.00	0.00	0.00	0.00
 TOTAL HOURS AVAILABLE	 0.00	 0.00	 0.00	 0.00

## **CITY REVENUE REPORTS**

**3B**

# City Revenue Report

FYE 15  
FEBRUARY

FYE 14  
FEBRUARY

Total Revenue Received (\$)	\$12,259,007	\$11,770,590	\$488,417
Utility Payments - Office (#)	2,402	2,986	(\$584)
Utility Payments - Office (\$)	\$366,322	\$363,298	\$3,024
Lockbox (#)	19,661	19,506	155
Lockbox (\$)	\$1,669,761	\$1,621,539	\$48,222
IVR Credit Card (#)	1,605	1,369	\$236
IVR Credit Card (\$)	\$165,591	\$125,792	\$39,799
Click to Gov (#)	3,938	2,962	976
Click to Gov (\$)	\$316,357	\$231,691	\$84,666
UT Credit Card Payments (#)	1,159	1,213	(54)
UT Credit Card Payments (\$)	\$115,048	\$116,640	(\$1,592)
Art Donations (#)	140	94	46
Art Donations (\$)	\$152	\$105	\$47
Bank Draft Payments (#)	7,064	6,225	839
Bank Draft Payments (\$)	\$520,191	\$490,447	\$29,744
Utility Deposits (#)	147	42	105
Utility Deposits (\$)	\$4,410	\$1,260	\$3,150
Fix Payments (#)	2	1	1
Fix Payments (\$)	\$109	\$77	\$32
Processed Return Checks (#)	14	40	(26)
Processed Return Checks (\$)	(\$5,352)	(\$5,750)	\$398
Other Revenue Transactions (#)	295	340	(45)
Other Revenue Received (\$)	\$8,046,749	\$8,046,260	\$489
Accounts Receivable Payments (\$)	\$244,600	\$179,334	\$65,266
Accounts Receivable - Credit Card #	1	2	(1)
Accounts Receivable - Credit Card \$	\$499	\$1,131	(\$632)
Municipal Court - Fines/Bonds (\$)	\$131,364	\$168,822	(\$37,458)
Municipal Court - Credit Card (#)	627	769	(142)
Municipal Court - Credit Card (\$)	\$113,775	\$123,968	(\$10,193)
Municipal Court - C2G (#)	330	321	9
Municipal Court - C2G (\$)	\$28,051	\$22,968	\$5,083
Building Permits Cash Report (\$)	\$426,307	\$149,483	\$276,824
Building Permits Credit Card (#)	104	153	(49)
Building Permits Credit Card (\$)	\$66,894	\$87,642	(\$20,748)
Building Permits C2G (#)	100	29	71
Building Permits C2G (\$)	\$6,890	\$4,305	\$2,585
Occupational License - Bldg Insp. (\$)	\$6,425	\$6,300	\$125
Occupational License - Bldg Insp. CC (#)	8	7	1
Occupational License - Bldg Insp. CC (\$)	\$400	\$450	(\$50)
Business License - City Clerk (\$)	\$5,408	\$17,560	(\$12,152)
Business License - City Clerk CR CD (#)	0	0	0
Business License - City Clerk CR CD (\$)	\$0	\$0	\$0
Convenience Fees - All Payments (#)	6,753	5,746	1,007
Convenience Fees - All Payments (\$)	\$29,057	\$17,268	\$11,789
Bank Drafts Billed (#)	7,095	6,775	320
Bank Drafts Billed (\$)	\$503,851	\$524,291	(\$20,440)
Interdepartmental Billing (#)	154	151	3
Interdepartmental Billing (\$)	\$9,828	\$14,373	(\$4,545)
Accounts Receivable Billed (\$)	\$300,227	\$2,124,166	(\$1,823,939)

## Budget Services Division

	FYE 15		FYE 14	
	FEBRUARY	YTD	FEBRUARY	YTD
PERSONNEL HOURS - FULL TIME				
Total Regular Hours Available	160.00	1,440.00	160.00	1,440.00
Total Comp Time Available	0.00	0.00	0.00	0.00
Total Overtime Hours	0.00	0.00	0.00	0.00
Total Bonus Hours	0.00	0.00	0.00	0.00
Total Furlough Hours	0.00	0.00	0.00	0.00
TOTAL HOURS AVAILABLE	160.00	1,440.00	160.00	1,440.00
Benefit Hours Taken	0.00	184.00	0.00	208.00
TOTAL ACCOUNTABLE STAFF HOURS	160.00	1,256.00	160.00	1,232.00
PERMANENT PART-TIME				
Total Regular Hours Available	0.00	0.00	0.00	0.00
Total Comp Time Available	0.00	0.00	0.00	0.00
Total Overtime Hours	0.00	0.00	0.00	0.00
Total Bonus Hours	0.00	0.00	0.00	0.00
TOTAL HOURS AVAILABLE	0.00	0.00	0.00	0.00
Benefit Hours Taken	0.00	0.00	0.00	0.00
TOTAL ACCOUNTABLE STAFF HOURS	0.00	0.00	0.00	0.00
TEMPORARY				
Total Regular Hours Available	0.00	0.00	0.00	0.00
Total Overtime Hours	0.00	0.00	0.00	0.00
TOTAL HOURS AVAILABLE	0.00	0.00	0.00	0.00

## Treasury Division

	FYE 15		FYE 14	
	FEBRUARY	YTD	FEBRUARY	YTD
PERSONNEL HOURS - FULL TIME				
Total Regular Hours Available	800.00	7,200.00	800.00	7,200.00
Total Comp Time Available	22.00	22.00	30.50	226.75
Total Overtime Hours	0.25	57.00	6.50	120.75
Total Bonus Hours	0.00	0.00	0.00	0.00
Total Furlough Hours	0.00	0.00	0.00	0.00
 TOTAL HOURS AVAILABLE	 822.25	 7,279.00	 837.00	 7,547.50
Benefit Hours Taken	70.75	1,326.75	89.00	1,351.75
 TOTAL ACCOUNTABLE STAFF HOURS	 751.50	 5,952.25	 748.00	 6,195.75
 PERMANENT PART-TIME				
Total Regular Hours Available	0.00	0.00	0.00	0.00
Total Comp Time Available	0.00	0.00	0.00	0.00
Total Overtime Hours	0.00	0.00	0.00	0.00
Total Bonus Hours	0.00	0.00	0.00	0.00
 TOTAL HOURS AVAILABLE	 0.00	 0.00	 0.00	 0.00
Benefit Hours Taken	0.00	0.00	0.00	0.00
 TOTAL ACCOUNTABLE STAFF HOURS	 0.00	 0.00	 0.00	 0.00
 TEMPORARY				
Total Regular Hours Available	0.00	0.00	0.00	0.00
Total Overtime Hours	0.00	0.00	0.00	0.00
 TOTAL HOURS AVAILABLE	 0.00	 0.00	 0.00	 0.00

**UTILITY      3C**



## Utility Division

	FYE 15		FYE 14	
	FEBRUARY	YTD	FEBRUARY	YTD
<b>PERSONNEL HOURS - FULL TIME</b>				
Total Regular Hours Available	1,872.00	16,339.00	1,920.00	16,296.00
Total Comp Time Available	10.25	10.25	1.50	31.50
Total Overtime Hours	83.75	937.50	59.50	991.25
Total Bonus Hours	0.00	0.00	0.00	0.00
Total Furlough Hours	0.00	0.00	0.00	0.00
 TOTAL HOURS AVAILABLE	 1,966.00	 17,286.75	 1,981.00	 17,318.75
Benefit Hours Taken	67.00	1,779.50	295.00	2,281.25
 TOTAL ACCOUNTABLE STAFF HOURS	 1,899.00	 15,507.25	 1,686.00	 15,037.50
 <b>PERMANENT PART-TIME</b>				
Total Regular Hours Available	0.00	0.00	0.00	0.00
Total Comp Time Available	0.00	0.00	0.00	0.00
Total Overtime Hours	0.00	0.00	0.00	0.00
Total Bonus Hours	0.00	0.00	0.00	0.00
 TOTAL HOURS AVAILABLE	 0.00	 0.00	 0.00	 0.00
Benefit Hours Taken	0.00	0.00	0.00	0.00
 TOTAL ACCOUNTABLE STAFF HOURS	 0.00	 0.00	 0.00	 0.00
 <b>TEMPORARY</b>				
Total Regular Hours Available	0.00	0.00	0.00	0.00
Total Overtime Hours	0.00	0.00	0.00	0.00
 TOTAL HOURS AVAILABLE	 0.00	 0.00	 0.00	 0.00

## Office Services

	FYE 15		FYE 14	
	FEBRUARY	YTD	FEBRUARY	YTD
PERSONNEL HOURS - FULL TIME				
Total Regular Hours Available	320.00	2,552.00	320.00	2,800.00
Total Comp Time Available	0.00	0.00	0.00	0.00
Total Overtime Hours	0.00	22.75	6.00	57.50
Total Bonus Hours	0.00	0.00	0.00	0.00
Total Furlough Hours	0.00	0.00	0.00	0.00
TOTAL HOURS AVAILABLE	320.00	2,574.75	326.00	2,857.50
Benefit Hours Taken	3.00	238.50	0.00	310.50
TOTAL ACCOUNTABLE STAFF HOURS	317.00	2,336.25	326.00	2,547.00
PERMANENT PART-TIME				
Total Regular Hours Available	0.00	0.00	0.00	0.00
Total Comp Time Available	0.00	0.00	0.00	0.00
Total Overtime Hours	0.00	0.00	0.00	0.00
Total Bonus Hours	0.00	0.00	0.00	0.00
TOTAL HOURS AVAILABLE	0.00	0.00	0.00	0.00
Benefit Hours Taken	0.00	0.00	0.00	0.00
TOTAL ACCOUNTABLE STAFF HOURS	0.00	0.00	0.00	0.00
TEMPORARY				
Total Regular Hours Available	0.00	0.00	0.00	0.00
Total Overtime Hours	0.00	0.00	0.00	0.00
TOTAL HOURS AVAILABLE	0.00	0.00	0.00	0.00

### Drive-up Window and Mail Payments

	FYE 15 FEBRUARY	FYE 14 FEBRUARY
Mail Payments - Lockbox	19,661	19,506
Mail Payments - Office	234	271
<b>Mail Payments - Subtotal</b>	<b>19,895</b>	<b>19,777</b>
Night Deposit	390	442
Click-to-Gov Payments	3,938	2,962
IVR Payments	1,605	1,369
<b>Without assistance payments - Subtotal</b>	<b>5,933</b>	<b>4,773</b>
Drive-up window & inside counter	2,402	2,273
Credit Card machine payments (swipe)	752	738
Credit Card machine payments (phone)	407	475
<b>With assistance payments - Subtotal</b>	<b>3,561</b>	<b>3,486</b>
<b>Total Payments Processed - Subtotal</b>	<b>29,389</b>	<b>28,036</b>
Bank Draft (ACH) Payments	7,064	6,225
<b>Total Payments (Utility)</b>	<b>36,453</b>	<b>34,261</b>
Total Convenience Fees - all Payments	6,753	5,746
<b>Grand Total Payments</b>	<b>43,206</b>	<b>40,007</b>

### Traffic Counter at Drive-up Facility

Night Drop *	604	527
8-5 Drive-up Window Customers *	5,128	4,150
<b>Total Traffic Counter</b>	<b>5,732</b>	<b>4,677</b>

\* These figures are included in the above Total Customer Contact Payments.

## Meter Reading Division

	FYE 15		FYE 14	
	FEBRUARY	YTD	FEBRUARY	YTD
Number of Meters Read	36,881	309,309	34,921	292,668
New Service	509	10,313	959	10,356
Request for Termination	485	9,539	798	9,535
Delinquent On(s)	156	1,598	49	773
Delinquent Offs	312	2,677	119	1,549
Collect Deposit Tags Hung	84	360	43	486
Collect Deposit Cut Offs	54	118	5	306
Blue Tags	24	81	11	64
Number of Meters Re-read	762	11,599	1,115	9,175
Meters Cleaned	19	349	117	419
Customer Assists	31	397	110	468
Meters Pulled	0	3	0	6
Meters Re-set	0	3	0	6
TOTAL	39,317	346,346	38,248	325,811

## Utility Division Activity Report

	FYE 15		FYE 14	
	FEBRUARY	YTD	FEBRUARY	YTD
STATUS REPORT				
Regular Utility Accounts Billed	40,182	303,704	36,487	289,448
New Ons	509	6,097	527	5,540
Final Accounts Billed	435	5,571	502	5,555
TOTAL METERS READ	41,126	315,372	37,516	300,543

## **FIRE DEPARTMENT**

**4**

**NORMAN FIRE DEPARTMENT  
MONTHLY PROGRESS REPORT  
February, 2015**

**FIRE PREVENTION DIVISION ACTIVITIES**

Inspections	229 / 155.25 staff hours
Re-Inspections	105 / 72.5 staff hours
Residential Inspections	0
Smoke Detector Batteries	11/ 7.25 staff hours
Plan/Platt Review	47/ 71 staff hours
Company Inspections	0
Re-Inspections	0
<b>Total Inspections</b>	<b>334 / 232.75 staff hours</b>
Request for Service (Plan review unscheduled, site inspection burn sites, special events, citizen complaints)	
Code Violation Complaints	155 / 85.5 staff hours
Training (hours)	15 / 34 staff hours
Fire Education Classes	3 / 9 staff hours
Investigations	7
Investigative Activities	12 / 25 staff hours
Miscellaneous/Special	1 man Courtroom Testimony

**NORMAN FIRE DEPARTMENT  
MONTHLY PROGRESS REPORT  
February 2015**

**FIRE SUPPRESSION DIVISION ACTIVITIES**

**Incident Response Type Summary**

<b>Type</b>	<b>Count</b>	<b>% of Incidents</b>	
Fire	35	3.33%	
Overpressure Rupture, Explosion, Overheat - no fire	1	.09%	
Rescue & Emergency Medical Service Incidents	740	70.61%	
Hazardous Conditions (No Fire)	17	1.62%	
Service Call	68	6.48%	
Good Intent Call	127	12.11%	
False Alarm & False Call	57	5.43%	
Severe Weather & Natural Disaster	0	0%	
Special Incident Type	0	0%	
Incomplete Reports & Reports That Have Not Imported	3	.28%	
<b>Total Incident Count</b>	<b>1048</b>		
<b>Total Fire Loss</b>			<b>\$1,758,600</b>

**Average Response Times**

	<b>Number of Calls</b>	<b>Average Time</b>
Station #1	202	5:23
Station #2	158	6:02
Station #3	183	6:28
Station #4	138	6:53
Station #5	40	8:46
Station #6	41	9:53
Station #7	93	6:15
Station #8	70	5:11
Station #9	123	5:54



## EMERGENCY MANAGEMENT DIVISION ACTIVITIES

Emergency Management Discipline	Comments: February 2015
<b>Mitigation:</b>	
Mitigation grant for Safe Rooms	Past Historical review and awaiting large project review at FEMA
Red Cross Safe Room Grant	32 Installed of first 139 approvals, \$80,000 expended. Red Cross change funding parameters to issue new funds as current funds are expended instead of following schedule
Sirens	100%
<b>Preparedness:</b>	
Amateur Radio Testing	02-05-15
Site visit from Association of City/County Health Officials on grant	02-09-15
Norman Response Volunteer Meeting	02-12-15
Amateur Radio Meeting	02-14-15
Medical Reserve CORPS conf call	02-26-15
Emergency Management Day at the Capitol	02-25-15
National Tornado Summit	02-23/25-15
<b>Response:</b>	
None	
<b>Recovery:</b>	
None	

**HUMAN RESOURCES 5**

**HUMAN RESOURCES**  
**Monthly Report**  
**February, 2015**

**ADMINISTRATION/LABOR RELATIONS**

***A. Administrative***

- Attended Norman Employee Retirement Board meeting
- Participated in an unemployment hearing
- Participated in IAFF arbitration preparation

***B. Grievances (active AFSCME and Non-Union)***

- AFSCME Grievance FYE14-05 - Fox (Sewer Line Maint.) – termination  
*Arbitrator ruled for employee*
- AFSCME Grievance FYE14-06 - Green (Sewer Line Maint.) – termination  
*Arbitrator ruled for employee*
- AFSCME Grievance FYE15-01 – Dunn (Sewer Line Maint.) – denied merit increase
- AFSCME Grievance FYE15-02 – Lake (Police/Communications) – termination
- Non-Union Grievance FYE15-01 – Borcharding (Municipal Court) – termination

***C. Collective Bargaining***

***D. Administrative Support***

- Processed Monthly Department Report
- Compiled and distributed February 2015 City Newsletter
- Processed invoices and reconciled expense accounts
- Prepared survey regarding Employee Recognition Ceremony
- Attended/Summarized two (2) negotiation sessions
  - 1 – FOP
  - 1 – AFSCME
- Prepared Tentative Agreement for City/IAFF FY2015 Contract Settlement

**BENEFITS**

- Processed transactions for Life, Health/Dental and Supplemental Insurance Plans
- New Employee orientation for: Meter Reader (Finance); Mechanic II (Fleet); Maintenance Worker I (Park Maintenance)
- Weekly Service call with Meritain Health (Health Insurance Third Party Administrator)
- 10 On-site employee meetings for Health and Life Insurance Updates
- Responded to 213 benefit/wellness inquiries

## **COMPENSATION**

The following personnel actions were processed:

Eight (8) employees separated employment from the City of Norman:

- 3 – Police – (1) Forensic Tech, (1) Police Officer and (1) Communications Officer
- 1 – Public Works/Engineering – Administrative Technician IV
- 1 – Utilities/Water Line Maintenance – Maintenance Worker I
- 1 – Utilities/Sanitation – Sanitation Worker I
- 2 – Parks – (1) Custodian and (1) part-time Golf Course Attendant

Four (4) employees hired:

- 1 – City Clerk/Custodial Services – Custodian (PPT)
- 1 – Finance – Meter Reader
- 1 – Public Works/Fleet – Mechanic II
- 1 – Parks – Maintenance Worker I

One (1) employee promoted:

- 1 – Utilities/Sanitation – Utilities Supervisor

## **COMPENSATION/BENEFIT SURVEYS**

Compiled information from requested cities for compensation surveys.

## **RECRUITMENT**

**Accepted applications for the following positions:**

- Temporary Laborer, Utilities/Water Reclamation Facility
- Maintenance Worker I, Utilities/Water Line Maintenance
- Systems Administrator, Information Technology/Network Support
- Custodian (PPT), City Clerk's Office
- Mechanic II, Public Works/Fleet Management
- Golf Course Attendant, Parks & Recreation/Westwood Golf Course
- Radio Systems Technician, Police/Emergency Communications
- Call Taker (PPT), Police/Emergency Communications Bureau
- Communications Officer, Police/Emergency Communications Bureau
- Sports & Special Events Coordinator, Parks & Recreation/Recreation
- Deputy Marshal, Municipal Court
- Utilities Supervisor, Utilities/Sanitation
- Sanitation Worker II, Utilities/Sanitation
- Police Officer, Police Department
- Animal Welfare Administrative Technician, Police/Animal Welfare
- Maintenance Worker I, Parks & Recreation/Park Maintenance
- Police Records Clerk, Police/Support Services
- Parks Superintendent, Parks & Recreation/Park Maintenance

**Recruitment & Hiring Statistics:**

<b>Contacts/Inquiries</b>		<b>Selection Process Elements</b>	
In Person	385	Written Exams	4
Phone	470	Practical Testing/Assessment Center	4
Mail	245	Panel Board Interviews	5
Email	175	Promotions	1
Total Subscribers on E-mail Vacancy List	2,077	Oral Interviews	1
Total Visits to City of Norman HR website	4,761	Hiring/Promotion Board	0

<b>Hiring Statistics</b>		<b>Recruitment Statistics</b>	
Pre-Employment Background Investigations	2	Advertisements Placed	4
Pre-Employment Drug Screens	4	Applications Received	106
Pre-Employment Physicals	4	Job Announcements Emailed	32
Pre-Employment OSBI	1	Job Announcements to CON Depts.	147

**TRAINING AND DEVELOPMENT**

Conducted training for three new employees on the topics of Workplace Harassment, Workplace Violence, and Customer Service.

Conducted “Ethics for Municipal Employees” training for 121 management and supervisory employees from various departments.

The Computer Training Lab was the site for SunGard Public Sector Human Resources Integrated System training, HR/KA, Click2gov and HR/KA ‘Go Live’ for Human Resources, Finance and IT staff; New World software training and testing for the Police and Fire Departments; and Police Standards training for the Police Department staff.

**SAFETY**

Safety Activities during February, 2015:

- Safety meetings were held at City of Norman facilities and the topics covered were “Driving Safety”, “PPE”, “Safe Lifting Procedures” and “Electrical Safety”. (10 meetings total with walkthrough inspections)
- Held one Fitness for Duty Meeting (Sanitation Worker II)
- Held one Return to Work Meeting (Animal Welfare)
- 5 minute safety talks sent to all facilities each week
- 3 new employee orientations were conducted
- 2 First Aid/CPR/AED classes were held with 15 employees certified
- Reasonable Suspicion Training was conducted with 29 employees in attendance

**Recordable Injuries – 2**

Dept./Division	Nature of the injury	Activity	Prognosis
Police	Back, neck, and head	Officer injured these parts of his body due to a citizen rear-ending his vehicle while at a stop light	Minor Medical Care TBD
Public Works/ Traffic Control	Left Knee Sprain	Employee was walking with locator and while stepping, heard the left knee pop	Minor Medical Care Returned to Work

**Cumulative number of Recordable Injuries per year, 2015 is total year to date:**

2015	2014	2013
6	75	96

**Vehicle Collisions– 3**

Division	Description of Collision	Status
Utilities/ Water Line Maintenance	Employee was parked at a Burger King parking lot, and while inside, another vehicle struck the CON vehicle and drove away.	No Fault
City Clerk/ Facility Maintenance	Employee was pulling into a parking space when a passenger of the vehicle parked next to the space opened the door causing the door to clip the lug nuts on the CON vehicle	No Fault
Utilities/ Sanitation	Employee was at the stop light, and due to inclement weather, a vehicle could not stop and hit the CON vehicle on the passenger side	No Fault

**Cumulative number of “AT FAULT” Vehicle Collisions of the indicated year:  
2015 is total year to date**

2015	2014	2013	2012	2011	2010
1	10	23	15	18	34



CITY OF NORMAN

Information Technology Department  
Monthly Report –February 2015.

**Working projects for the IT Department are as follows:**

<b>Project</b>	<b>Positive Impact/Benefit for the City</b>	<b>Status</b>
VOIP roll out to remote locations. WebEx deploy	Cost savings in telecommunications, better communications among city employees.	Working. All phones have been deployed to remote locations. Finishing clean up activities on fax, etc.
Programming/Data changes to iSeries modules to update new water rates for Norman Utilities Customers.	These changes are critical for accurately billing Norman water customers with the new rates effective March 1st.	Working: data file is created, we will setup new rates for rate classes we are testing and run in off cycle on Thursday 2/19 to review results
New World Software roll out currently in development, training, and testing phases.	Improved Public Safety system with centralized tracking of data and integration of several systems in to one.	Working: In Development, Training, and Testing NW hot fix of version 11.2 test deployed 1/26 with tentative go live in May
New World equipment upgrades and configuration working with vendor for completion.	Improved reliability of connectivity and speed for mobile users in the public safety sector.	Working: Equipment ordered/delivery in progress thorough Brite Computers - FD and PD request delivery (February-March)
Animal Welfare building stand up scheduled.	Improved speed and communications for Animal Welfare Division.	Waiting to finalize when building is complete.
Lindsey Street Widening Fiber management.	Improved connectivity and speed for City of Norman Metropolitan Area Network (MAN).	In Planning - Fiber redundancy for NIC is being examined. Request to City Council March 10 for approval.
City of Norman backup software suite and hardware upgrade.	Upgrade to expand storage space and ensure that city data is properly backed up and stored for easy access to the data and data recovery.	In Development: Equipment delivered to back up site at Lindsey Street's facility. Implementation begins 2/19.



WTP Plant Data Center Upgrade	Increase virtualized environment to shrink the amount of physical space used as well as increase reliability by eliminating physical hardware. This will save power and cooling energy.	In Planning: Finalizing purchasing and delivery of equipment
WTP Fiber connectivity	This will replace the existing network connections with fiber connectivity which will greatly enhance speed and help to complete our connectivity to remote sites. There is a cost savings initiative and partnership with Cleveland County.	In Planning: Waiting on right-of-way
WRF network closet construction and redundant cooling for equipment	Enhance our existing network infrastructure which is currently in a very high temperature environment which degrades the equipment life.	In Planning: Steve H and IT met on site with contractors to see if they can complete the construction work required.
PD body camera and patrol car dash camera infrastructure build.	Introduces technology to help police officers and citizens with increased security by providing video and audio evidence on a case by case basis.	In Planning: Finalizing quotes with vendors/Coordinate with PD to prepare other necessary equipment.
Fire suppression System for Main IT Datacenter in 201 Building C	Increases the safety and protection of city staff and the citizens investments by providing fire suppression in the city's main data center.	In Planning, working with new Safety Manager (CIP funding requested to cover remaining cost in FY 16)
HR module installation for iSeries through SunGard.	Improved and automated process for hiring and recruiting employees.	iSeries Training of IT/HR staff complete - waiting on HR to populate data.
Examining the possibility of Coordination with Norman Public Schools/ODOT/Cleveland County/OKC for EOC Redundant Data Center	Increased disaster recovery and hardened security for the City of Norman information systems in coordination with other entities in the Norman area.	In Planning: Meeting with City of OKC staff March 2015
Main Site data center upgrades	Necessary upgrades to current infrastructure are needed to enhance capabilities and continue with power saving and cooling efforts by reducing the amount of physical servers through virtualization.	In Planning
PD Range Fiber	This will extend our fiber optics infrastructure from Hwy 9 to the police range and will provide faster, more enhanced connectivity.	In Planning

Website Rebuild/Redesign	Our current design is 5 years old. A new design will help boost our image, traffic, rankings, and leads. We also need a more friendly mobile device design.	In Planning
Wireless phone bills audit for cost savings.	Cost savings for telecommunications, waste elimination.	In Progress
Water tower and mono-pole contract negotiations.	Increased Revenue and compliance for water tower/cellular mono-pole leases. Repair requirements.	Ongoing
Procedures for online ticketing system for IT work order tracking.	Process Improving communication and speed of resolution for users who open work order trouble tickets for the IT department.	Complete. SLA's defined and delivered mid Feb. Desktop icon that directs all pc users to IT Support Center to log their requests added Mid Feb.
Genetec replacement for current access control system	Full replacement of old technology that increases security by providing centralized management of building access on a building by building basis.	In Planning
IT main computer room return air system improvements.	This will eliminate a "hot row" of air that currently taxes our main data center servers. If not addressed this "hot row" could cause server degradation and/or failure.	In Planning
Main Street Fiber to new traffic signal	Increases connectivity to control the new traffic signal at the main street I 35 bridge	In Planning
License Plate Reader System	Improves the ability to identify stolen vehicles and vehicles with outstanding citations.	When hardware is installed IT will install the client on PD selected PC
Document Image Scanning and Consolidated Printer/fax/copiers evaluation.	Cost savings for printer usage, reduced service calls for PC Techs, consolidated application use for various departments document image scanning.	In Planning

### Support Tickets:

The IT department tracks work requests with a new software package called Spiceworks. **IT Table 1** below represents the number of support tickets closed by the IT Support Staff and those remaining open at the end of February 2015. A transition period from our old to our new system between October and February 2015 accounts for the incomplete stats for the month of October in this table.

**Mass Communications:**

The following statistics represent email space and resource savings. 32 emails from the groups shown in the table below were sent from city servers using city resources – of those 15,373 were delivered to outside mailboxes for the month of February 2015. Basically the city generated mass communications of 15,373 messages from only 32 sent (see **IT Table 2**).

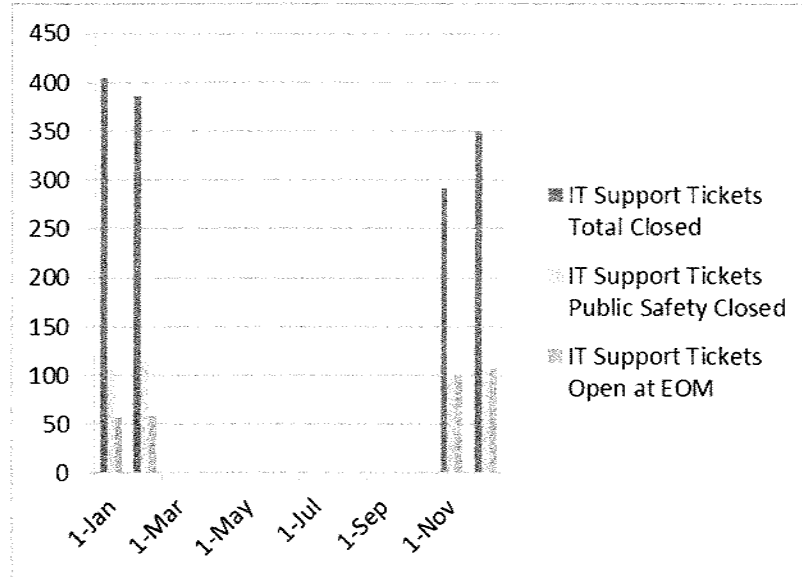
**Email Security Appliance:**

The City of Norman's IT Department has an email filter that has enhanced reporting and filtering capabilities that protect the City's systems from malicious attacks from the outside. IT had a total of 974,579 attempted incoming and 44,712 outgoing messages for the month of February. 844,697 of the incoming messages were considered Spam or hazardous e-mails and were quarantined or filtered (see **IT Table 3**). Of not this is a 50% increase in February when compared with the average of the last 6 months. Without the email filter our email server would have received that much additional mail which increases waste and decreases valuable storage space. Additionally the filter kept city employees from being bombarded with spam and potentially harmful emails.

**Web Site:**

The City of Norman's web site is hosted, updated, and maintained by the IT Department. In the month of February 2015 the City of Norman's web site had 73,202 individual web sessions access the web site for a total of 152,026 total page views. Of those sessions 41,800 were identified as New Users to view content on the City web site.

**IT Table 1**



**IT Table 2**

<b>Group</b>	<b>Active Members</b>	<b>Mailings</b>	<b>Total Delivered</b>
Affirmative Action Group	16	2	32
Job Posting	2,078	2	4,122
Norman News	951	11	10,421
Police - Animal Welfare Volunteers	43	1	0
Police – Citizens' Academy	83	0	0
Police – Neighborhood Watch	106	0	0
Public Works Consultants	129	2	0
Westwood Golf	682	1	669
Westwood Golf Members	30	0	0
Westwood Men's Clinic	10	1	10
Westwood Men's Golf Assoc.	97	1	92
Westwood Women's Clinic	26	1	27
Westwood Women's Golf Assoc.	5	1	0
<b>Totals</b>	<b>4,172</b>	<b>23</b>	<b>15,373</b>

## IT Table 3

EMAIL SECURITY APPLIANCE

01 Feb 2015 00:00 to 28 Feb 2015 23:59 (GMT -06:00)

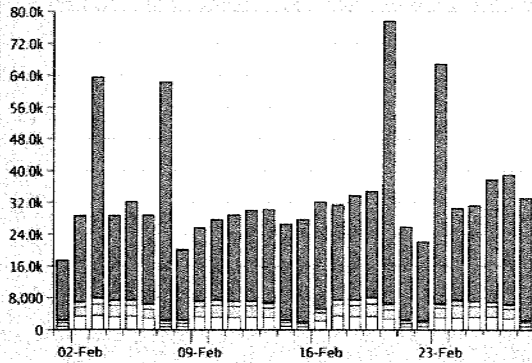


## Executive Summary

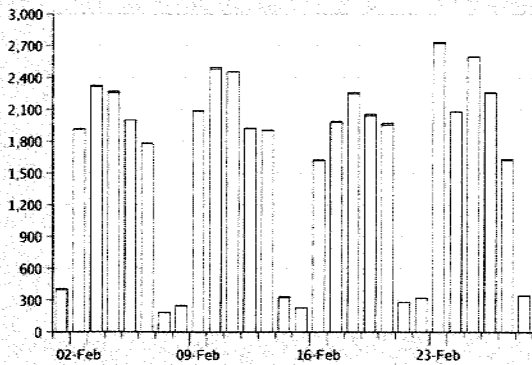
mail.ci.norman.ok.us

01 Feb 2015 00:00 to 28 Feb 2015 23:59 (GMT -06:00)

### Incoming Mail Graph



### Outgoing Mail Graph



Data in time range: 100.0 % complete

### Incoming Mail Summary

Message Category	%	Messages
Stopped by Reputation Filtering	83.3%	812,101
Stopped as Invalid Recipients	0.5%	5,203
Spam Detected	2.8%	27,175
Virus Detected	0.0%	117
Stopped by Content Filter	0.0%	101
<b>Total Threat Messages:</b>	<b>86.7%</b>	<b>844,697</b>
Marketing Messages	6.3%	61,097
Clean Messages	7.1%	68,785
<b>Total Attempted Messages:</b>		<b>974,579</b>

### Outgoing Mail Summary

Message Processing	%	Messages
Spam Detected	0.0%	0
Virus Detected	0.0%	0
Stopped by Content Filter	0.3%	156
Clean Messages	99.7%	44,556
<b>Total Messages Processed:</b>		<b>44,712</b>

Message Delivery	%	Messages
Hard Bounces	1.3%	585
Delivered	98.7%	44,086
<b>Total Messages Delivered:</b>		<b>44,671</b>

mail.ci.norman.ok.us - 01 Mar 2015 01:00 (GMT -06:00)

01 Mar 2015 00:00 to 01 Mar 2015 23:59 (GMT -06:00)

Copyright © 2003-2012 Cisco Systems, Inc. All rights reserved.



**MONTHLY REPORT - LEGAL DEPARTMENT**  
**February Report**  
**(Submitted March 13, 2015)**

**LIST OF PENDING CASES:**

**UNITED STATES COURT OF APPEALS FOR THE TENTH CIRCUIT**

**UNITED STATES DISTRICT COURT, EASTERN DISTRICT OF NEW YORK**

In re Payment Card Interchange Fee and Merchant Discount Antitrust Litigation, Case No. 05-MD-01720 (JG)(JO)

**UNITED STATES DISTRICT COURT**

Ashton Grove, et al. v. City of Norman, CIV-10-1002 W (K, B)

Ashton Grove, et al. v. City of Norman, CIV-12-234 W (K, B)

Holloway v. City of Norman, CJ-2013-566 D; CIV 13-01204 (K, B)

Morris v. Humphrey, et al., CJ 2014-490; CIV 2014-00497 W (K, B)

**OKLAHOMA SUPREME COURT / COURT OF CIVIL APPEALS**

Nees, et. al v. Ashton Grove. L.C., et al., CJ-2006-313 L; DF 106979 (K)

Perry v. City of Norman, Case No. CJ-2014-328 TS; SD-113109 (K)

On March 10, 2015, Council accepted Perry's offer to settle this case for \$10,000. This case will no longer appear on the monthly report.

**COURT OF CRIMINAL APPEALS – None pending**

**OTHER COURTS**

MBS Surety Agency v. AT&T, Circuit Court of the City of St. Louis, Case No. 1222-CC09746

**CLEVELAND COUNTY DISTRICT COURT**

**A. *General Lawsuits***

AFSCME, Fox, and Green v. City of Norman, CV-2015-267 JV

This action as filed on February 24, 2015. It arises out of an arbitration decision reinstating William Fox and Robert Green.

Armstrong v. City of Norman, CJ-2012-1638 (W)

Ashton Grove v. City of Norman, CJ-2012-262-TL (K)

This case was removed to federal court. See Ashton Grove, et al. v. City of Norman, CIV-12-234 W (K) *supra*.

City v. Haddock, CV-2010-357 TS (S, K)

City v. IAFF, CV-2011-48 L; DF-109447 (P, K)

City v. Komiske, Cobblestone Creek Management Company, et al, CV-2012-748 (K, W)

Easley, Kevin v. City of Norman, CV-2012-346 L (K, B)

Fabian v. City of Norman, et al., CJ-2013-1388 W (K)

FOP Lodge 122 v. City of Norman & Gambill, CJ-2005-112 L (K)

FOP/IAFF/AFSCME v. Okla. Dept. of Labor and City of Norman, CJ-2005-1170 L (K)

These two FOP cases are dormant. They remain open until the Court issues a Show Cause Order.

FOP v. City of Norman, CV-2011-876 L (K)

McCarver, Darius v. City of Norman, CJ-2013-128 (K, B)

Oklahoma Association of Broadcasters v. City of Norman, et al., CJ-2014-1360 TB (K, B)

Red Cliff v. Norman Utilities Authority, CJ-2013-1223 (K, M)  
Rogers, Kody v. City of Norman, CJ-2014-1116; Hamoush v. City of Norman, SC 2013-3366 (K, B)  
Walling v. Norman Regional Health System, et al, CJ-2014-874 (K)  
Young v. City of Norman, CJ-2006-819 BH (K)

***B. Condemnation Proceedings***

***C. Lawsuits involving a City claim/interest in Property, Foreclosure Actions, and Applications to Vacate***

Arvest v. Jessica Baker, et al., CJ-2012-696  
Waiting on Leave until we get notice of the sherriff's sale confirmation.  
Bank of America v. Jarrod Tarp, et al., CJ-2014-1245  
Bank of Oklahoma v. AGLC, et al., CJ-2011-14  
Application to Vacate and Foreclose the right to reopen a part of Farmer Street between Mortgage Clearing Corp. v. Weaver, CJ-2014-325

***D. Municipal Court Appeals***

Musgrove v. City of Norman, CM-2015-324 (S, B)

***E. Small Claims Court***

Hamoush v. City of Norman, SC 2013-3366 (K)  
This case has been consolidated with Rogers v. City of Norman, Case No. CJ-2014-1116 TS and transferred to the Cleveland County District Court's CJ docket.  
Latham v. City of Norman, Case No. SC-2014-3027 (K)

***F. Board of Adjustment Appeals***

**LABOR / ADMINISTRATIVE PROCEEDINGS**

None.

***A. Grievance & Arbitration Proceedings (B, K)***

This office has assisted with the following grievances:

AFSCME Grievance FYE10-06 – (AFSCME - Contract Labor). Moved to arbitration, however there has been no initiation of same by the Union.

AFSCME Grievance FYE 14-05 – (Fox Termination)

AFSCME Grievance FYE 14-06 – (Green Termination)

AFSCME Grievance FYE 15-02 – (Lake Termination)

FOP Grievance FYE 14 – (Crane – Termination)

On February 15, 2015, a decision was issued reinstating Crane's employment with the City. This grievance will no longer appear on the monthly report.

FOP Grievance FYE15 – (Barrett – Discipline)



IAFF Grievance FYE14 – (Time Exchange)  
IAFF Grievance FYE14 – (Bobby Smith Time Exchange)  
IAFF Grievance FYE14 – (Jason Rogers)  
IAFF Grievance FYE14 – (Joseph Lashbrook)  
IAFF Grievance FYE 15 – (Emergency Vehicle Guidelines)  
IAFF Grievance FYE 15 – (Instructions for Reporting in Sick)

Non-Union Grievance FY14 – (Alan K. Borcharding).

**B. Public Employees Relations Board (PERB)**

IAFF Local 2067 v. City of Norman, Case No. 2015-ULPC-545

**C. Equal Employment Opportunity Commission (EEOC)**

Alan K. Borcharding v. City of Norman, EEOC Charge No. 561-2014-1472  
Robert Green v. City of Norman, EEOC Charge No. 564-2015-00286

**D. Contested Unemployment Claims (OESC)**

Alan K. Borcharding – Case No. 15002757 (Benefit denial upheld; at Board of Review)  
Stephanie Lake – pending determination of eligibility

**MEDIATION PROGRAM**

For the month of February 2015, the Early Settlement Norman Mediation Program accepted 30 new cases, closed 27 cases and conducted 3 mediations.

**MUNICIPAL COURT PROSECUTIONS**

This chart represents the cases prosecuted by the City Attorney's Office in the Municipal Criminal Court through February 28, 2015. The chart does not represent those cases disposed of prior to Court through actions of the City Attorney and the Court.

	<b><u>ADULT CASES</u></b>			<b><u>JUVENILE CASES</u></b>			<b><u>COURT SESSIONS</u></b>		
<b><u>Month</u></b>	FYE 13	FYE 14	FYE 15	FYE 13	FYE 14	FYE 15	FYE 13	FYE 14	FYE 15
JULY	409	478	548	54	30	40	17	16	16
AUG	907	460	795	83	55	32	19	17	15
SEPT	467	450	684	111	40	25	15	14	8
OCT	614	497	711	75	52	46	13	16	17
NOV	404	456	437	26	58	21	14	12	10
DEC	352	413	491	47	84	46	11	13	12
JAN	555	551	668	77	46	39	14	14	16
FEB	533	632	507	44	49	33	11	12	12

	<u>ADULT CASES</u>			<u>JUVENILE CASES</u>			<u>COURT SESSIONS</u>		
MAR	673	634		68	40		14	12	
APR	587	651		73	38		16	15	
MAY	561	548		64	57		7	12	
JUNE	477	734		39	49		10	13	
TOTALS / YTD	6539	6504	4841	761	598	282	161	166	106

### WORKERS' COMPENSATION COURT

The total number of pending cases are 29. There were no new cases filed in February 2015. Two Court Awards and two Settlements were issued during the month, one Court Award was approved by Council in February and the remaining Court Award and two Settlements were approved by Council on March 10, 2015. The remaining cases are proceeding in active litigation in the Workers' Compensation Court of Existing Claims & Workers' Compensation Commission. The current breakdown of pending Workers' Compensation cases by work area has been reviewed and updated for accuracy is as follows:

DEPARTMENT	DIVISION	PENDING CASES	FYE15 CASES	FYE14 CASES	FYE13 CASES	FYE12 CASES
Finance					1	
Fire	Suppression	11		9	11	10
IT	Tech Support	1				
Municipal Court	Court Officer	1		1		
Parks/Rec.	Park Maintenance	1	1	1		1
Planning	Development Services	1	1			
Police	Patrol	5	1	2	3	
Police	Administration	3	2			2
Public Works	Street Maintenance			1	3	
Public Works	Traffic Control					2
Public Works	Vehicle Maintenance	1	1			
Public Words	Stormwater	2	2		2	
Utilities	Line Maintenance	1	1	1		1
Utilities	Sanitation	2		1	1	1
TOTALS		29	9	16	21	15

#### ***List of Pending Cases (S)***

Amason, Amber v. City of Norman, WCC 2012-12306 K  
 (Police Patrol, Intestinal)

Awbrey, David v. City of Norman, WCC 2013-10572 Q  
 (Fire, Lungs/Pulmonary (Denied))

Barnes, Darron v. City of Norman, WCC 2014-02140 A  
 (Firefighter; R. Ankle/Foot)

Barnes, Darron v. City of Norman, WCC 2014-02142 K  
 (Firefighter, Bilateral Hearing)

*The Settlements in the above Barnes cases were approved by Council March 10, 2015 and will no longer appear on the Monthly Report.*

Blalock, Rick v. City of Norman, WCC 2009-08466 H  
(Sanitation, Back, Neck, Depression)

Borcherding, Alan "Kent" v. City of Norman, WCC 2014-05125Q  
(Municipal Court, Court Officer; right shoulder, neck)

Cecil, Gary v. City of Norman, WCC 2007-04745 A  
(Firefighter, Re-injured Right Knee, Depression)

Cochran, Marcus v. City of Norman, WCC 2013-13012 F  
(Firefighter, Left shoulder, hip and back)

Condit, Shelby v. City of Norman, WCC 2014-10691 R  
(911 Call Taker, PD, Carpel Tunnel both arms)

Crawford, Hugh L. v. City of Norman, WCC 2011-11738 L  
(Firefighter, Suppression, Lungs)

Crawford, Hugh L. v. City of Norman, WCC 2011-11741 Q  
(Firefighter, Suppression, Spine, Neck, Left Arm)

Deason, Grant W. v. City of Norman, WCC 2012-10668 H  
(Firefighter, Spine)

*The Court Order in the Above Deason case was approved by Council February 24, 2015 and will no longer appear on the Monthly Report.*

Duffey, Jesse v. City of Norman, WCC 201410080 X  
(MWI/Utilities, Right thumb/hand)

Glover, Harold v. City of Norman, WCC 2010-09686 F  
(Fire Captain, REOPEN knee case)

*The Court Order in the above Glover case was approved by Council March 10, 2015 and will no longer appear on the Monthly Report.*

Grady, Thomas J. v. City of Norman, WCC 2014-05405 A  
(SWII, Sanitation, Utilities, Right Foot)

Hale, Michael G. v City of Norman, WCC 2015-00702 H  
(Bldg. Insp., Planning, Left Shoulder)

Kizzia, Derrald v. City of Norman, WCC 2014-06995 K  
(HEO, Parks & Rec, right knee, body)

Lauderdale, Glenn v. City of Norman, WCC 2013-05128 J  
(IT, Tech Support, Left Shoulder/Arm)

Lake, Stephanie L. v. City of Norman, WCC 2014-11262 J  
(Call Taker, Police, hands)

Miller, Jason v. City of Norman, WCC 2014-07030 H  
(Field Serv. Mechanic, Fleet, PW; spine)

Mosley, Kent D. v. City of Norman, WCC 2014-09203 A  
(Police/MPO, Low back/body)

Nation, Tabitha v. City of Norman, WCC 2014-04282 L  
(PSO/Police, Left Shoulder)

Pelfrey, Leonard Don v. City of Norman, WCC 2012-13565 J  
(Firefighter, Hearing)

Pelfrey, Leonard Don v. City of Norman, WCC 2013-12958 X  
(Firefighter, Low Back)

Pelfrey, Leonard Don v. City of Norman, WCC 2013-13409 A  
(Firefighter, Right shoulder)

Robertson, Kellee v. City of Norman, WCC 2010-13896 F

(Police Patrol, Respiratory/Circulatory)

Simpson, Jason v. City of Norman, WCC 2013-05574 J

(Police, MPO Officer, Back/Neck/Head)

Smith, Joseph B. v. City of Norman, WCC 2010-03196 F

(Firefighter, Back)

Suchy, Tim v. City of Norman, WCC 2013-11624 J

(Fire, Lungs)

Suchy, Tim v. City of Norman, WCC 13117 X

(Fire, Back)

Wansick, Brandon v. City of Norman, WCC 2013-11070 A

(Master Police Officer, Police Department, Back, hips, legs, left knee)

Woods, Arthur v. City of Norman, WCC 2014-08678 A

(HEO/Stormwater/PW, Back and body)

Woods, Arthur v. City of Norman, WCC 2014-08679 X

(HEO/Stormwater/PW, Right shoulder)

### **SPECIAL CLAIMS**

The following is a breakdown of the Special Claims activity through February 28, 2015.

<b><u>DEPARTMENT</u></b>	<b><u>FYE 15 Month</u></b>	<b><u>FYE 15 YTD</u></b>	<b><u>FYE 14</u></b>	<b><u>FYE 13</u></b>	<b><u>FYE 12</u></b>
Animal Control					2
City Clerk					
Code Enforcement					
PW-Engineering			2	2	
Finance (meter covers)					
Fire	1	1		1	2
Fleet		1			
Human Resources			1		
Legal					1
Utilities-Sewer & Line Maintenance		5	6	11	4
Parks		3		2	3
Planning					
Police	1	6	11	9	7
Public Works-Traffic		3	4	4	11
Road & Channel			2		
Utilities-Sanitation		11	19	7	
Streets		3	5	7	4
Utilities		2	13	3	24
Utilities-Waste Water (runoff water)					
Other		5			
<b>TOTAL CLAIMS</b>	<b>2</b>	<b>40</b>	<b>63</b>	<b>46</b>	<b>58</b>

<b><u>CURRENT CLAIM STATUS</u></b>	<b><u>FYE 15 TO DATE</u></b>	<b><u>FYE 14</u></b>	<b><u>FYE 13</u></b>	<b><u>FYE 12</u></b>
Claims Filed	40	63	46	58
Claims Open and Under Consideration	7	7	3	2
Claims Not Accepted Under Statute/Other	5	2	0	0
Claims Paid Administratively	9	14	13	22
Claims Paid Through Council Approval	5	15	11	12
Claims Resulting in a Lawsuit for FY14		2	1	1
Claims Barred by Statute (No Further Action Allowed)		20	18	20
Claims in Denied Status (Still Subject to Lawsuit)	14	5	0	1

#### **UNIVERSITY NORTH PARK TIF**

Invoices have gone out for the first University North Park Business Improvement District. These funds will be available to fund the maintenance of Legacy Park and Legacy Trail in FYE16.

**MUNICIPAL COURT**

**8**

**MUNICIPAL COURT  
MONTHLY REPORT  
FEBRUARY - FY '15**

**CASES FILED**

	<b><u>FEBRUARY</u></b>	<b><u>FY15</u></b>	<b><u>Y-T-D</u></b>		<b><u>FEBRUARY</u></b>	<b><u>FY14</u></b>	<b><u>Y-T-D</u></b>
Traffic	998		11,623		1,712		10,257
Non-Traffic	386		3,120		361		2,929
SUB TOTAL	1,384		14,743		2,073		13,186
Parking	10,643		20,288		1,035		7,418
<b>GRAND TOTAL</b>	<b>12,027</b>		<b>35,031</b>		<b>3,108</b>		<b>20,604</b>

**CASES DISPOSED**

	<b><u>FEBRUARY</u></b>	<b><u>FY15</u></b>	<b><u>Y-T-D</u></b>		<b><u>FEBRUARY</u></b>	<b><u>FY14</u></b>	<b><u>Y-T-D</u></b>
Traffic	1,051		9,460		1,510		8,615
Non-Traffic	393		2,708		427		2,643
SUB TOTAL	1,444		12,168		1,937		11,258
Parking	920		8,863		982		6,026
<b>GRAND TOTAL</b>	<b>2,364</b>		<b>21,031</b>		<b>2,919</b>		<b>17,284</b>

**REVENUE**

	<b><u>FEBRUARY</u></b>	<b><u>FY15</u></b>	<b><u>Y-T-D</u></b>		<b><u>FEBRUARY</u></b>	<b><u>FY14</u></b>	<b><u>Y-T-D</u></b>
Traffic	131,976		1,214,878		155,312		928,231
Non-Traffic	47,003		381,171		47,219		365,397
SUB TOTAL	178,979		1,596,049		202,531		1,293,628
Parking	22,355		211,933		26,580		156,325
<b>GRAND TOTAL</b>	<b>201,334</b>		<b>1,807,982</b>		<b>229,111</b>		<b>1,449,953</b>

## Juvenile Community Service Program

In February, 2015, juveniles provided 166 hours of community service worked through our Juvenile Community Service Program to various local, non-profit agencies. Of these hours, 8 hours valued at \$58.00, if paid at minimum wage, were devoted to City of Norman parks and other projects.



**PARKS AND RECREATION 9**

## **Park Planning Activities February 2015**

### **Hall Park:**

We worked with the Homeowners Association to approve the locations for a tree planting project they did in the greenbelt areas in Hall Park in February. The HOA hired a contractor to install 23 trees in several locations. The HOA will keep the trees watered during the first few years of their establishment. Also, park maintenance staff removed the old fence sections at the end of Creighton Drive near the old Hall Park water tower site to help improve the look of that area.

### **Tulls Park:**

A contractor was hired to install the perimeter walking trail at the park using Park Land Development Funds. There was a gap left in the trail during this first part of the work to allow park maintenance crews to remove the old playground in the park and also allow the contractor hired to install the new play equipment to get into and out of the park during March. Once that work is complete, the gap in the trail will be finished, the backstop will be refurbished, all new park furniture will be installed and a half-court basketball court will be added to the park.

### **Andrews Park:**

Work continues on the installation of the new, expanded tot lot in the park. The concrete work for new border around the equipment, the new picnic table pads and the new bench pads was done in February, to prepare the area for installation of the surfacing under the new equipment. Once the play equipment and concrete work is done, the installation of trees in the new lot and construction of the new black chain link fence and gates will be done, which will complete the renovation of this popular play area.

Also, a contractor was hired to replace the roof over the kitchen of the rental building in the park. They also made minor repairs to the roof over the bathrooms and the main room around the fireplace chimney flashing.



### **Lions Park:**

The contractor started work in February to replace the tot lot in the park. The new equipment was installed after the old equipment was removed by Park Maintenance crews. In March, the new synthetic turf surfacing will be installed, all of this work occurring inside the existing iron fence. New benches will be placed in the area once the equipment is installed in this popular play area.



### **Soccer Goals:**

New soccer goals were placed at Summit Lakes and Frances Cate Parks. At Summit Lakes, this is part of the project we are working on to upgrade the equipment, signage and landscaping in the park. At Frances Cate, the new goals are part of the CDBG-funded project to make improvements at that park.



### **Reaves Park:**

City Council approved the price quote to replace the large bleachers at the adult softball fields. The old steel frame and wood plank bleachers have been in the park since its development in the 1980's, and have outlived their useful life. The new bleachers will be modern versions of the old system—with aluminum seats and a chain-link surround at the top of these 10-row structures. The smaller aluminum bleachers at the east fields are much newer, and only need replacement parts, which are readily available. A local contractor will be used to remove the old bleachers and assemble the new ones when they are received in late March.

FEBRUARY 2015  
RECREATION DIVISION  
MONTHLY REPORT

**Senior Citizens Center:** There were three rentals at the facility this month with 500 people participating. The annual Valentines Party and Dance was held on February 13<sup>th</sup>. The Medical Wives Auxiliary once again provided the buffet, decorations and door prizes. Talk of the Town provided the music. There were 100 plus seniors in attendance this year. The AARP Tax Aide program is in full swing. They prepared taxes for 242 clients in February. They will continue tax preparations until April 9<sup>th</sup>.

**Little Axe Community Center:** There were three rentals at the facility this month with 90 in attendance. The Pioneer Library Service reported 354 units checked out through the Community Book Place located at the center. The center provided food to 334 adults and 132 children through their food distribution program. The Head Start program is accepting applications and currently has 17 children enrolled.

**12th Avenue Recreation Center:** There were nine rentals at the center this month with 400 in attendance. The After School program continues with 27 active participants. Pickle Ball continues to be very popular with 8-12 participants each weekday morning and 40-45 participants on Friday evenings. The winter season of the Adult Basketball League finished their league play this month with 20 teams participating consisting of over 160 participants. Registration began for the Spring Open League. Summer Camp registration also began this month.

**Irving Recreation Center:** There were 5 rentals at the facility this month with 185 in attendance. The winter season of Junior Jammer Basketball continued this month with teams playing most every day except for Wednesday and Sundays. The Lil' Bits Sports Program began this month with 8 participants in a four week skill building course. Seven teens participated in the Teen's Night Out to Ci-Ci's and arcade games.

**Whittier Recreation Center:** The After School Program continued this month with 25 children enrolled from Jackson, Truman and Truman Primary Elementary Schools. The Junior Jammer Winter Basketball League continued play at 5 gyms across Norman including all three recreation centers and Alcott and Longfellow Middle Schools. Registration began for the Junior Jammer Volleyball league to begin in April. The season will run through March and end with an end of season tournament. Karate, Sydney's Art in Motion Dance Class and Clogging continued this month at the center.

<b>FACILITY ATTENDANCE:</b>	Month	Year to Date
Senior Citizens Center (includes congregate meals)	2,358	10,917
Little Axe Community Center	1,513	13,031
12th Avenue Recreation Center	3,922	24,720
Irving Recreation Center	6,614	17,486
Whittier Recreation Center	3,298	13,963
Reaves Center	300	2400
Tennis Center	552	15,146

## FEBRUARY 2015 PARK MAINTENANCE DIVISION

Park Maintenance crews performed routine trash/leaf removal and removed holiday decorations during the month.

<b>SAFETY REPORT</b>	<b>FYE-15MTD</b>	<b>FYE-15YTD</b>		<b>FYE-14MTD</b>	<b>FYE-14YTD</b>
On-The-Job Injuries	0	1		0	4
Vehicle Accidents	2	4		0	6
Employee responsible	2	2		0	5
<b>ROUTINE ACTIVITIES</b>	<b>Total Man Hours MONTH- TO-DATE</b>	<b>YEAR-TO- DATE</b>		<b>Total Man Hours MONTH- TO-DATE</b>	<b>YEAR-TO- DATE</b>
Mowing	0.00	1106.75		0.00	1602.75
Trim Mowing	0.00	4881.50		0.00	5508.00
Chemical Spraying	82.00	482.50		91.00	362.50
Fertilization	0.00	0.00		0.00	0.00
Tree Planting	0.00	8.00		0.00	8.00
Tree & Stump Removal	135.00	1146.50		4.00	255.00
Tree Trimming/Limb Pick-Up	138.00	860.00		311.00	3494.50
Restroom/Trash Maintenance	226.50	3203.00		231.00	2181.00
Play Equipment Maintenance	79.25	621.25		8.00	383.50
Sprinkler Maintenance	64.00	607.25		36.00	527.00
Watering	0.00	389.00		0.00	38.00
Grounds/Building Maintenance	122.00	838.25		4.00	402.00
Painting	111.00	205.00		64.00	64.00
Planning Design	0.00	0.00		0.00	0.00
Park Development	32.00	110.00		108.00	149.50
Special Projects	769.50	3230.50		648.00	1953.50
Nursery Maintenance	0.00	42.00		0.00	24.00
Flower/Shrub Bed Maintenance	76.00	527.50		175.00	813.00
Seeding/Sodding	0.00	44.00		0.00	0.00
Ballfield Maintenance/Marking	92.00	778.75		86.00	123.00
Fence Repairs	16.00	104.50		8.00	8.00
Equipment Repairs/Maintenance	307.25	1524.50		212.25	1408.25
Material Pick-Up	41.25	155.50		24.75	116.25
Miscellaneous	414.00	2505.25		241.75	1432.75
Shop Time	60.00	593.75		121.00	640.00
Snow/Ice Removal	137.00	333.50		341.50	445.50
Christmas Lights	0.00	2307.25		0.00	2471.00
Close to Home Fishing	0.00	1.25		0.00	0.00
Forestry	0.00	3.00		0.00	0.00
Graffiti Clean-Up	12.00	75.00		0.00	2.00

## FEBRUARY 2015 PARK MAINTENANCE DIVISION

Park Maintenance crews performed routine trash/leaf removal. Crews also removed snow and ice from facility sidewalks.

<b>SAFETY REPORT</b>	<b>FYE-15MTD</b>	<b>FYE-15YTD</b>		<b>FYE-14MTD</b>	<b>FYE-14YTD</b>
On-The-Job Injuries	0	1		0	4
Vehicle Accidents	2	4		0	6
Employee responsible	2	2		0	5
<b>ROUTINE ACTIVITIES</b>	<b>Total Man Hours MONTH- TO-DATE</b>	<b>YEAR-TO- DATE</b>		<b>Total Man Hours MONTH- TO-DATE</b>	<b>YEAR-TO- DATE</b>
Mowing	0.00	1106.75		0.00	1602.75
Trim Mowing	0.00	4881.50		0.00	5508.00
Chemical Spraying	82.00	482.50		91.00	362.50
Fertilization	0.00	0.00		0.00	0.00
Tree Planting	0.00	8.00		0.00	8.00
Tree & Stump Removal	135.00	1146.50		4.00	255.00
Tree Trimming/Limb Pick-Up	138.00	860.00		311.00	3494.50
Restroom/Trash Maintenance	226.50	3203.00		231.00	2181.00
Play Equipment Maintenance	79.25	621.25		8.00	383.50
Sprinkler Maintenance	64.00	607.25		36.00	527.00
Watering	0.00	389.00		0.00	38.00
Grounds/Building Maintenance	122.00	838.25		4.00	402.00
Painting	111.00	205.00		64.00	64.00
Planning Design	0.00	0.00		0.00	0.00
Park Development	32.00	110.00		108.00	149.50
Special Projects	769.50	3230.50		648.00	1953.50
Nursery Maintenance	0.00	42.00		0.00	24.00
Flower/Shrub Bed Maintenance	76.00	527.50		175.00	813.00
Seeding/Sodding	0.00	44.00		0.00	0.00
Ballfield Maintenance/Marking	92.00	778.75		86.00	123.00
Fence Repairs	16.00	104.50		8.00	8.00
Equipment Repairs/Maintenance	307.25	1524.50		212.25	1408.25
Material Pick-Up	41.25	155.50		24.75	116.25
Miscellaneous	414.00	2505.25		241.75	1432.75
Shop Time	60.00	593.75		121.00	640.00
Snow/Ice Removal	137.00	333.50		341.50	445.50
Christmas Lights	0.00	2307.25		0.00	2471.00
Close to Home Fishing	0.00	1.25		0.00	0.00
Forestry	0.00	3.00		0.00	0.00
Graffiti Clean-Up	12.00	75.00		0.00	2.00

**FEBRUARY 2015**  
**COMMUNITY SERVICE PROGRAM**  
**MONTHLY REPORT**

This program provides offenders opportunities to complete their court ordered community service hours in a supervised environment.

	Municipal Court				Outside Agency				Total			
	Clients		Hours		Clients		Hours		Clients		Hours	
	Month	Y-T-D	Month	Y-T-D	Month	Y-T-D	Month	Y-T-D	Month	Y-T-D	Month	Y-T-D
Animal Control		1		30.00		10		296.00		11		326.00
Building Maintenance												
City Clerk												
City Controller												
Compost Facility												
Code Enforcement												
Fleet Management												
Finance												
Firehouse Art Center												
Legal												
Municipal Court												
Park Maintenance						1		56.00		1		56.00
Personnel												
Police												
Recreation												
Sanitation												
Sewer & Water												
Westwood Golf												
Westwood Pool												
Print Shop												
Public Works												
Payroll												
Engineering												
Hourly Wage Value				\$7.25				\$7.25				\$7.25
Value of hours Month												
Value of hours Y-T-D				\$217.50				\$2,552.00				\$2,769.50

\*clients and hours are counted in month in which total service hours are completed

**WESTWOOD/NORMAN MUNICIPAL AUTHORITY 9A**

**FEBRUARY 2015  
WESTWOOD GOLF DIVISION  
MONTHLY PROGRESS REPORT**

<b>SAFETY REPORT</b>	<b>FY 2015</b>	<b>FY 2015</b>	<b>FY 2014</b>	<b>FY 2014</b>
	<b>MTD</b>	<b>YTD</b>	<b>MTD</b>	<b>YTD</b>
Injuries On The Job	0	1	0	0
City Vehicles Damaged	0	0	0	0
Vehicle Accidents Reviewed	0	0	0	0

**FINANCIAL INFORMATION**

	<b>FY 2015</b>	<b>FY 2015</b>	<b>FY 2014</b>	<b>FY 2014</b>
	<b>MTD</b>	<b>YTD</b>	<b>MTD</b>	<b>YTD</b>
Green Fees	\$18,864.67	\$298,848.18	\$19,950.50	\$310,695.52
Driving Range	\$3,903.08	\$56,588.46	\$3,981.94	\$60,467.25
Cart Rental	\$10,049.29	\$170,378.84	\$9,364.87	\$177,161.01
Restaurant	\$402.50	\$7,302.22	\$402.50	\$7,058.86
Insufficient Check Charge	\$0.00	\$75.00	\$0.00	\$0.00
Interest Earnings	\$5.32	\$137.72	\$9.64	-\$4,007.10
<b>TOTAL INCOME</b>	<b>\$33,224.86</b>	<b>\$533,330.42</b>	<b>\$33,709.45</b>	<b>\$551,375.54</b>
Expenditures	\$64,418.72	\$644,183.51	\$68,738.21	\$787,185.06
Income vs Expenditures	<b>(\$31,193.86)</b>	<b>(\$110,853.09)</b>	<b>(\$35,028.76)</b>	<b>(\$235,809.52)</b>
Rounds of Golf	1161	18896	1195	19539

Routine maintenance practices in February include:

February has us trying to finish our winter projects. The last of the tee markers have been repaired and painted. Refurbished ball washers are ready to be returned to the tee boxes. Metal cups are sanded and painted. 12 unplayable days have hampered outdoor activities. Leaf management has decreased but goose dropping clean up continues. Cool season tees have been roped off at about knee high. This has helped to control the geese considerably. Some tree pruning has been completed.


Indoor activities have been productive. Equipment is being readied for the season. The clutch bearing in the driving range tractor was replaced. This requires the tractor being split in two. Six trash receptacles were built at roughly the same price in materials, that one manufactured receptacle of similar size would cost. Two 4 foot circular metal bull's-eye targets were made and installed as targets for customers of the driving range.

Agronomically, we are completing the first application of pre-emergent herbicide, combined with a light rate of glyphosate (Round-up) over the entire golf course. Post emergent herbicide is being applied as necessary. An application of granular pre-emerge was applied to 6 greens. An application of wetting agent was applied to all greens. The sand trap renovation project and the sump replacement project continue.

Routine maintenance includes greens mowing, cup changing and sand trap raking 2 to 3 times a week when not frozen.

Seven staff members (maintenance and clubhouse) were trained by our Safety Officer, Brandon McLendon, in CPR, AED use and first-aid. All Staff is going through City sponsored Ethics Training. This will be completed next month.





**FEBRUARY 2015**

**Westwood Golf Course Division Monthly Progress Report**

ACTIVITY	FEBRUARY FY'15	FEBRUARY FY'14
Regular Green Fees	190	239
Senior Green Fees	78	84
Junior Fees	22	33
School Fees ( high school golf team players)	0	23
Advanced Fees (high school golf team pre-pay)	0	0
Annual Fees (Regular, Senior & Junior Members)	127	153
Employee Comp Rounds	129	141
Golf Passport Rounds	0	1
9-Hole Green Fee	22	74
2:00 Fees	0	0
4:00 Fees	183	117
6:00 Fees	0	27
PGA Comp Rounds	5	1
*Rainchecks (not counted in total round count)	6	11
Misc Promo Fees (birthday fees, players cards, OU student fees, Military player pass)	398	298
Green Fee Adjustments (fee difference on rainchecks)	7	4
<b>Total Rounds</b> (*not included in total round count)	<b>1161</b>	<b>1195</b>
% change from FY '14	-2.85%	
<b>Range Tokens</b>	<b>1115</b>	<b>1138</b>
% change from FY '14	-2.02%	
18 - Hole Carts	55	39
9 - Hole Carts	23	12
1/2 / 18 - Hole Carts	405	397
1/2 / 9 - Hole Carts	102	110
<b>Total Carts</b>	<b>585</b>	<b>558</b>
% change from FY '14	4.84%	
18 - Hole Trail Fees	0	0
9 - Hole Trail Fees	0	7
18 - Hole Senior Trail Fees	3	1
9 - Hole Senior Trail Fees	1	0
<b>Total Trail Fees</b>	<b>4</b>	<b>8</b>
% change from FY '14	0.00%	
<b>TOTAL REVENUE</b>	<b>\$33,224.86</b>	<b>\$33,709.45</b>
% change from FY '14	-1.44%	

# FEBRUARY 2015 WESTWOOD POOL MONTHLY REPORT

Westwood Pool will open for the season May 23rd.

## FINANCIAL INFORMATION

	<b>FY2015 MTD</b>	<b>FY2015 YTD</b>	<b>FY2014 MTD</b>	<b>FY2014 YTD</b>
Admission Fees	\$0.00	\$37,693.00	0.00	\$41,150.90
Waterslide Fees	\$0.00	\$11,360.00	0.00	\$8,568.50
Swim Lesson Fees	\$0.00	\$5,138.00	0.00	\$5,960.50
Pool/Slide Rental	\$0.00	\$9,900.00	0.00	\$6,200.00
Locker Fees	\$0.00	\$46.00	0.00	\$41.00
Concessions	\$0.00	\$1,962.25	0.00	\$2,580.00
<b>TOTAL INCOME</b>	<b>\$0.00</b>	<b>\$66,099.25</b>	<b>0.00</b>	<b>\$64,500.90</b>
Expenditures	\$1,773.56	\$115,750.12	923.87	\$119,021.32
<b>Income verses Expenditures</b>	<b>(\$1,773.56)</b>	<b>(\$49,650.87)</b>	<b>(923.87)</b>	<b>(\$54,520.42)</b>

## ATTENDANCE INFORMATION

	<b>FY 2015 Month to Date</b>	<b>FY 2015 Season to Date (May-Jul 14)</b>	<b>FY 2014 Month to Date</b>	<b>FY 2014 Season to Date (May-Jul 13)</b>
a. swim tags		5811	0	4827
b. pool admission		10381	0	13680
c. slide admission- (not inc. in total)	0	9014	0	7589
d. group admission	0	2314	0	3108
e. noon admission		73	0	56
f. evening admission		2411	0	2118
g. evening tags		2051	0	994
<b>TOTAL ATTENDANCE</b>	<b>0</b>	<b>23041</b>	<b>0</b>	<b>24783</b>

**PLANNING AND COMMUNITY DEVELOPMENT 10**

**ADMINISTRATION, CURRENT PLANNING, GIS      10A**

**PLANNING DEPARTMENT ACTIVITY**  
**February 2015**

**ADMINISTRATIVE DIVISION**

**Center City Vision Plan (CCV)**

The Form Based Code is still under development for the Center City project. Staff is working with the consultant on comments and questions. Also, the Institute for Quality Communities (IQC) at OU is helping to coordinate a workshop with developers in the area to provide examples of how the Form Based Code will allow development on properties. City staff and IQC are also getting assistance for the workshop from graduate Planning students at OU.

**Greenbelt Commission**

There were three Greenbelt Enhancement Statements submitted for the February 16, 2015 meeting.

GBC15-03, Joe & Peggy Ruppert (Ruppert's 2<sup>nd</sup> Addition), was a preliminary plat for industrial use, located at 6777 N. Interstate 35 Service Road.

GBC15-04, XII Street Commons (Eastpark Crossing Section II), was a preliminary plat for mixed commercial and office use, located at the northeast corner of Alameda and 12<sup>th</sup> Avenue NE.

GBC15-05, Shay Development (Stone Lake Addition), was a preliminary plat for residential use, located on the south side of Lindsey Street between 36<sup>th</sup> Avenue SE and 24<sup>th</sup> Avenue SE.

**Miscellaneous**

	2014 Feb	Mar	April	May	June	July	Aug	Sept	Oct	Nov	Dec	2015 Jan	Feb
Walk-Ins	58	71	56	72	70	31	57	48	30	43	53	51	54
Email Contacts	274	276	239	264	347	249	312	281	300	350	354		280
Lot Line Adjustments	3	1	4	2	4	2	2	1	1	1	7	1	3
Landscape Maint. & Replacement Bonds	2	3	-	1	3	2	1	3	4	3	3	2	-
Board of Adjustment Variance Appl.	2	1	2	1	2	3	5	2	1	0	6	2	2
Legal Notices Sent	63	31	27	18	60	124	174	100	16	16	129	28	99
Planning Commission Applications Rec'd	6	2	2	6	2	2	1	6	3	8	1	2	3
Legal Notices Sent	103	58	43	252	229	46	16	105	99	179	0	18	73
Pre-Development Meeting Appl. Rec'd	3	1	4	2	4	0	7	5	3	4	1	2	3
Notices Sent	66	20	95	204	277	0	142	100	130	97	24	15	56

## CURRENT PLANNING DIVISION

### Planning Commission – number of applications received

	2014 Feb	Mar	April	May	June	July	Aug	Sept	Oct	Nov	Dec	2015 Jan	Feb
Ordinance Amendments	1									1			1
NORMAN 2025 Land Use Plan Amendments	2		2	4		1		4	2	4			3
Rezoning Requests	7	2	2	5	2	2	1	6	3	7		1	3
Utility Easement/Road Closures	1			1					1	2		1	
Preliminary Plats	2		2	2		2	1	5	3	4	1		6
Rural Certificates of Survey	1	1					3	1		2			
Short Form Plats		1		1		1		1	2				
Site Plan Amendments		1											
Certificate of Plat Correction													

During February, three applications for Pre-Development were received.

During February, submittals for the March 12, 2015 Planning Commission meeting included three preliminary plats, and three items which include a NORMAN 2025 Land Use and Transportation Plan amendment, rezoning, and preliminary plat. One special use application for a fuel station was carried forward from the January agenda.

The Planning Commission met in Regular Session on February 12 and approved one Rural Certificate of Survey. Two right-of-way closures were approved. One special use for an automotive service station (gas station) was postponed to the March meeting. One set of minutes was prepared for the Planning Commission Regular Meeting. The Planning Commission also met in Special Session on February 12 for training and to discuss future topics for updates.

During the month of February, 31 commercial building applications were submitted for review. Of those applications submitted for review, Current Planning staff reviewed and approved 8.

### Board of Adjustment

The Board of Adjustment met in Regular Session on February 25, 2015 with two variance applications on the agenda. One was continued to the next meeting for staff to gather additional information. The other was postponed to the March meeting to allow the applicant to submit a corrected application and to advertise the proper action.

The next regular meeting is scheduled for March 25, 2015.

## **GEOGRAPHICAL INFORMATION SYSTEM (GIS) DIVISION**

The Sanborn Mapping Company completed flying both the Lidar and the aerial photography for Norman portion of the map update project before the snow of late February and early March. This project will update the City's base map to reflect new construction and any other changes on the ground which have occurred since the last base map update was completed. The deliverable products will be color aerial photography, an update of the planimetric (structures, paving, etc.) base map, and updated contours of the entire city. This is standard maintenance of the GIS database. This information is used for many purposes throughout the city including: permitting, storm water planning, utility management, and public safety. Almost every development project, both public and private, starts with a map. The availability of recent, accurate, and complete mapping facilitates the effective management of the City's resources. ACOG communities participating in the project this year include: Norman, Edmond, Choctaw, Del City, Midwest City, Moore, Yukon, and Oklahoma County.

Staff continued developing internal web services to allow users to access GIS data with a focus on allowing users to redline maps in the field and a new historic district radius map. Staff is working with Parks to develop a GPS program to collect park assets in the field. Staff is also working with Line Maintenance to improve their reporting of information stored in the Cityworks system. Work has begun on the Annual Development Report and should be complete in late March.

In addition to the daily activities of updating the GIS database layers, which include zoning, parcels, and utilities, GIS staff filled 64 requests for service that resulted in the production of 70 mapping products and reports. The GIS division did work for 9 of the City's Departments during the month of February, as well as providing information for and staffing of City Council and Planning Commission Meetings.

**DEVELOPMENT SERVICE**

**10B**



**DEVELOPMENT SERVICES DIVISION****Commercial and Multi-Family Certificate of Occupancies (CO's) and Certificate of Completions (CC's) issued:****New Construction CO's**

<b>ADDRESS</b>	<b>DESCRIPTION</b>	<b>VALUATION</b>	<b>WARD</b>
1131 12 <sup>th</sup> Ave. NE	Tinker Federal Credit Union Safe Room	\$38,400	6
275 12 <sup>th</sup> Ave. SE	Pro Storage-Building 12	\$322,771	1

**Additions and Alteration CO's**

<b>ADDRESS</b>	<b>DESCRIPTION</b>	<b>VALUATION</b>	<b>WARD</b>
3300 Healthplex Pky.	NRH Exterior Doors	\$75,000	8
3425 W. Main St.	Francesca's	\$108,000	3
210 36 <sup>th</sup> Ave. SW	BASCO Office Remodel	\$20,000	3
275 12 <sup>th</sup> Ave. SE	Pro Storage Building B-Addition	\$158,977	1

**Mobile Field Inspection System**

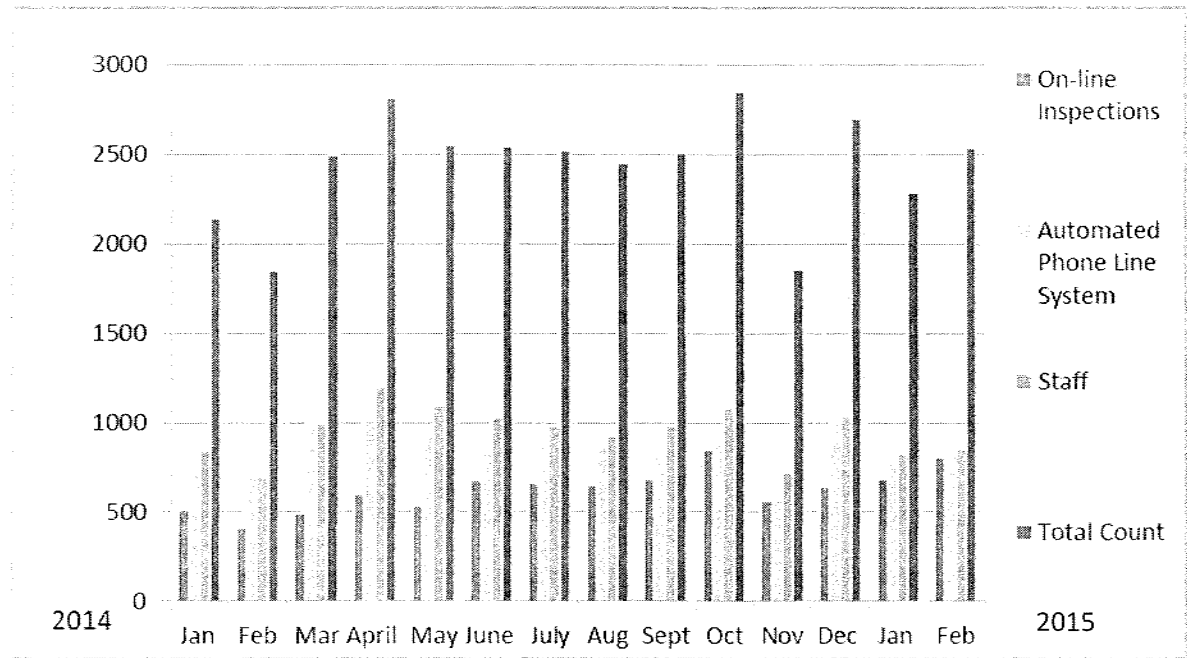
During February, 1,744 inspection results were entered using the Mobile Field Inspection (MFI) System. These inspection results were available on-line and through the Automated Phone Line System almost immediately as the inspections were conducted throughout the workday beginning as early as 8:15AM. Inspection Records were printed on-site as needed; 7 photos or document attachments of specific inspection conditions were attached to the permanent inspection record using the MFI technology in the field. The dates below include inspection results conducted and resulted during the weekend. Inspection requests were completed on Saturday's to accommodate citizen's schedules and the heavy workload.

	February 2-7	February 9-14	February 16-21	February 23-28
MFI Inspection Results	427	482	427	408
Photos or Document Attachments	2	3	2	0

ON-LINE INSPECTION SERVICES

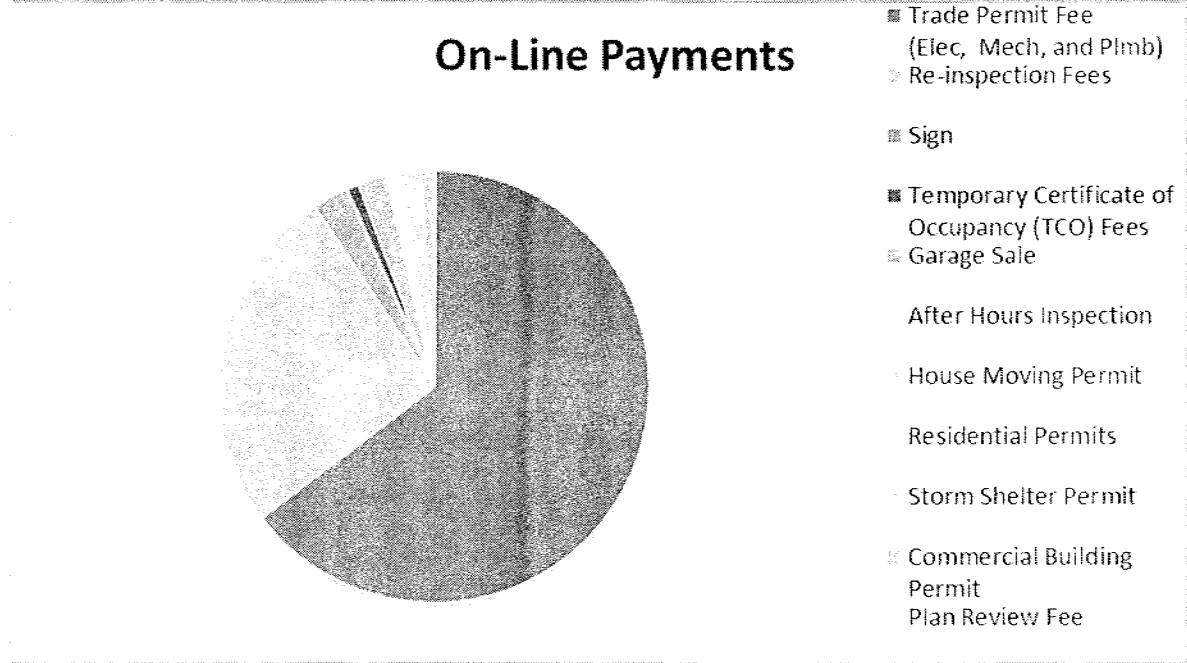
Inspection Requests

During February, 805 inspection requests were made on-line. The graph below indicates the inspection requests received during the last twelve months on-line, through the automated phone line system and the permit staff. The staff-scheduled inspection requests include phone and in-person requests as well as administrative items.



On-line Payments

To date 1,263 payments have been made on-line totaling \$128,866.84. This includes 93 payments in February totaling \$5,798.50.



### **Construction Activity**

The value of all construction activity permitted in FEBRUARY of 2015 totaled \$31,468,313, up from \$18,472,678 for the same month last year. A total of 244 permits were issued in FEBRUARY of 2015 compared to 327 in FEBRUARY of 2014. The lower number of permits is primarily due to storm shelters. The higher value is primarily due to residential permits.

Total new residential permitting activity in FEBRUARY 2015 was valued at \$27,518,578 compared to \$9,844,582 in FEBRUARY 2014. New single-family detached residential construction in FEBRUARY 2015 represented 26 new homes with an average value of \$233,052, compared with 41 new homes in FEBRUARY 2014 with an average value of \$229,261. There were no attached single family permits. There were no new mobile homes in FEBRUARY 2015 compared to 2 in FEBRUARY 2014 valued at \$34,900. There were 6 duplex units in FEBRUARY 2015 valued at \$1,250,000 compared to 2 in FEBRUARY 2014 valued at \$410,000. There were 88 multi-family permits (140 units) in FEBRUARY 2015 valued at \$20,209,215 compared to no multi-family permits in FEBRUARY 2014.

Residential addition/alterations, storm shelters, swimming pools, storage buildings and other miscellaneous residential permits in FEBRUARY 2015 numbered 104 valued at \$1,227,932 compared to 247 permits valued at \$1,404,196 for FEBRUARY 2014. The average value in FEBRUARY 2015 was \$11,807 compared to \$5,685 in FEBRUARY 2014. The number of permits and value was higher in FEBRUARY 2014 primarily due to more storm shelter permits.

New commercial construction permits in FEBRUARY of 2015 totaled 10 with a value of \$1,417,000 with average value of \$141,700 compared to 10 permits valued at \$5,315,400 for FEBRUARY 2014 with average value of \$531,540. The number was the same, but the value of permits in FEBRUARY 2015 was lower than that of FEBRUARY 2014, primarily due to the interior remodel of the Healthplex valued at \$4,200,000.

Commercial Addition/Alteration permits in FEBRUARY of 2015 totaled 10 with a value of \$1,304,803 compared to 25 permits valued at \$1,908,500 for FEBRUARY 2014. The difference in number of permits and value is primarily due to the remodel of 12 units at 4606 E Rock Creek Road in FEBRUARY 2014.

**Construction Activity Summary for February 2015**

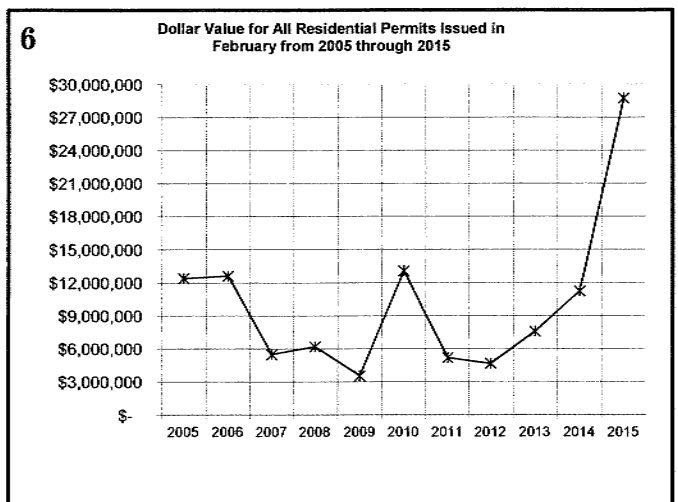
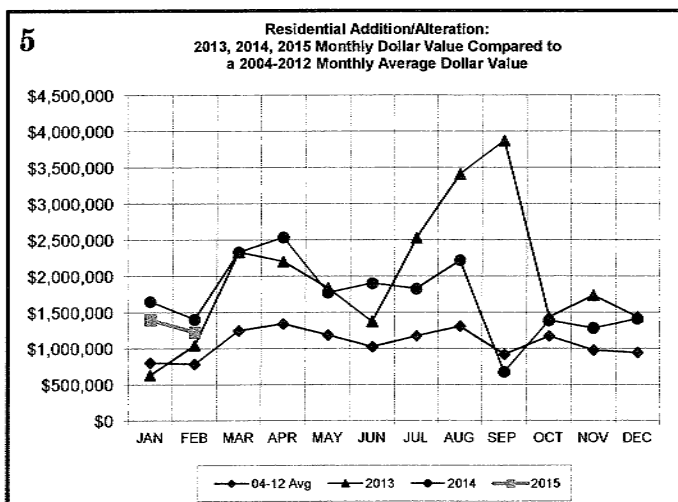
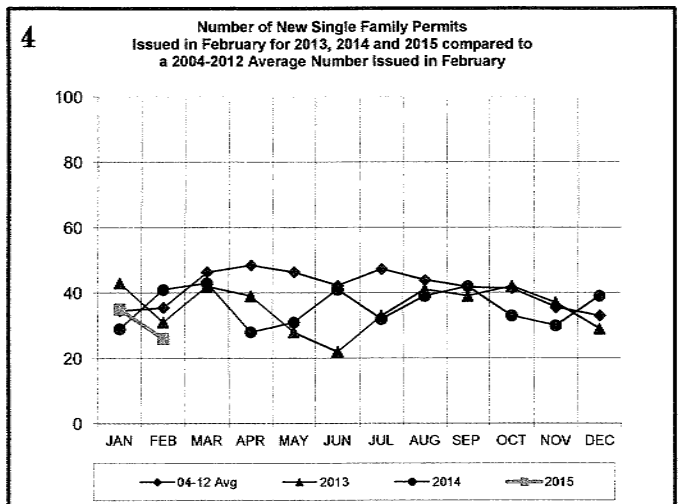
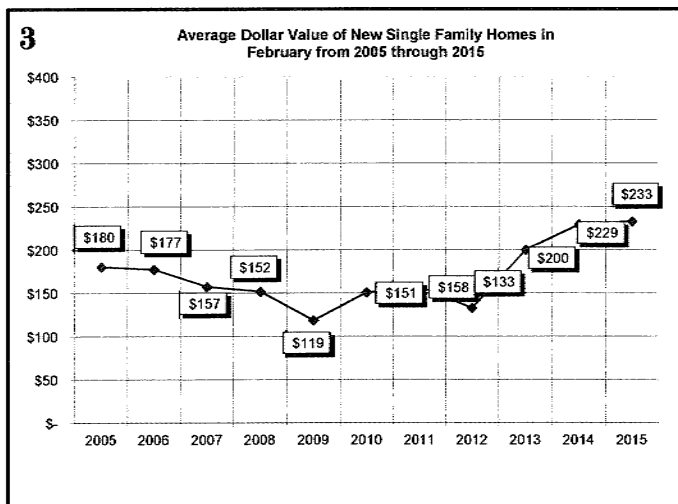
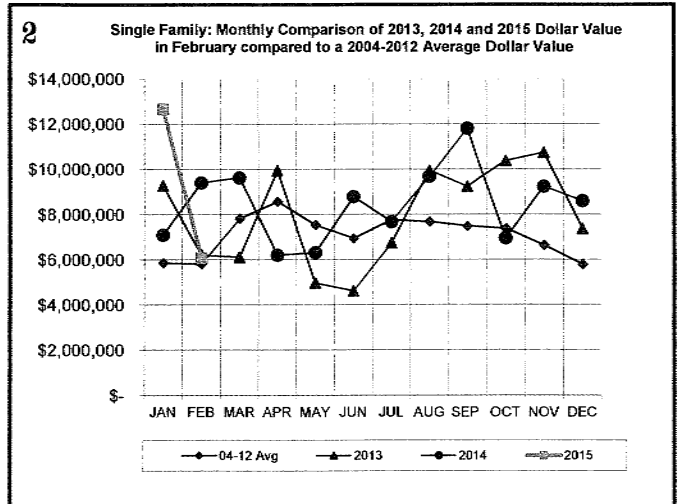
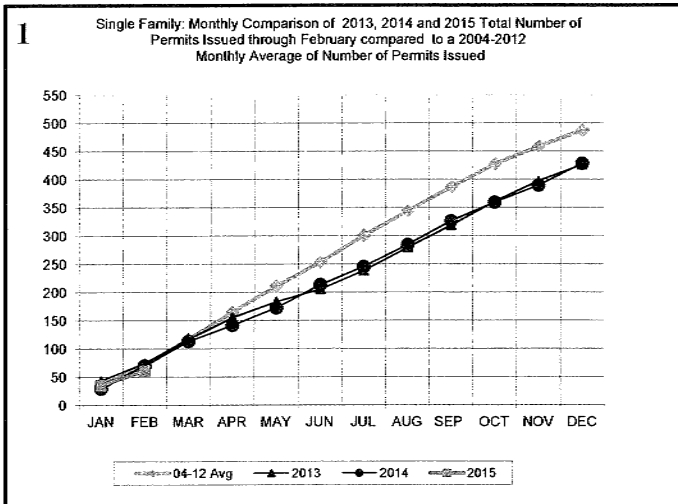
Permit Type	No. of Permits		No. of Units		Const. Value		Average Value	
New Residential (sing fam, mob homes, dupl)		32		32	\$	7,309,363	\$	228,418
New Multi-Family		88		140	\$	20,209,215	\$	-
New Non-Residential		10		N/A	\$	1,417,000	\$	141,700
Add/Alter Residential (All)		104		N/A	\$	1,227,932	\$	11,807
Add/Alter Non-Residential		10		N/A	\$	1,304,803	\$	130,480
Total Construction Permits/Value		244		172	\$	31,468,313		
Detailed Permit Activity	Calendar Year 2015		Calendar Year 2014		2014			
Residential Activity	February	YTD	February	YTD	Total Year			
Single Family Permits	26	61	41	70	428			
Total Construction Value	\$ 6,059,363	\$ 18,725,073	\$ 9,399,682	\$ 16,484,615	\$ 101,310,535			
Avg Construction Value	\$ 233,052	\$ 306,968.41	\$ 229,261	\$ 235,495	\$ 236,707			
Single Family Attached Permits	0	0	0	0	0			
Total Construction Value	\$ -	\$ -	\$ -	\$ -	\$ -			
Avg Construction Value	\$ -	\$ -	\$ -	\$ -	\$ -			
New Mobile Home Permits	0	0	2	2	11			
Total Construction Value	\$ -	\$ -	\$ 34,900	\$ 34,900	\$ 656,700			
Duplex Permits	6	6	2	3	11			
Number of Units	6	6	2	3	11			
Total Construction Value	\$ 1,250,000	\$ 1,250,000	\$ 410,000	\$ 495,000	\$ 1,681,160			
Avg Construction Value per Unit	\$ 208,333	\$ 208,333	\$ 205,000	\$ 165,000	\$ 152,833			
Multi-Family Permits	88	89	0	0	152			
Number of Units	140	202	0	0	716			
Total Construction Value	\$ 20,209,215	\$ 23,946,850	\$ -	\$ -	\$ 65,797,893			
Avg Construction Value per Unit	\$ 144,352	\$ 118,549	\$ -	\$ -	\$ 91,896			
New Residential Units	172	269	45	75	1166			
New Residential Value	\$ 27,518,578	\$ 43,921,923	\$ 9,844,582	\$ 17,014,515	\$ 169,446,288			
Residential Demo Permits	4	8	5	5	35			
Residential Demo Units	-3	-5	-5	-5	-26			
Net Residential Units	169	264	40	70	1140			
Addition/Alteration Permits**	11	17	11	27	192			
Other Permits***	93	175	236	419	1794			
Total Construction Value****	\$ 1,227,932	\$ 2,628,647	\$ 1,404,196	\$ 3,053,611	\$ 20,390,283			
Avg Construction Value	\$ 11,807	\$ 13,691	\$ 5,685	\$ 6,847	\$ 10,267			
Residential Permits	224	348	292	521	2588			
Residential Value	\$ 28,746,510	\$ 46,550,570	\$ 11,248,778	\$ 20,068,126	\$ 189,836,571			
Commercial Activity								
Commercial Permits	10	21	10	16	98			
Total Construction Value	\$ 1,417,000	\$ 5,393,410	\$ 5,315,400	\$ 8,164,640	\$ 49,214,864			
Avg Construction Value	\$ 141,700	\$ 256,829	\$ 531,540	\$ 510,290	\$ 502,192			
Addition/Alteration Permits	10	16	25	32	186			
Total Construction Value	\$ 1,304,803	\$ 1,769,803	\$ 1,908,500	\$ 3,408,500	\$ 39,150,333			
Avg Construction Value	\$ 130,480	\$ 110,613	\$ 76,340	\$ 106,516	\$ 210,486			
Non-Residential Value	2,721,803	7,163,213	7,223,900	11,573,140	88,365,197			
Non-Residential Permits	20	37	35	48	284			
Total Construction Value	\$ 31,468,313	\$ 53,713,783	\$ 18,472,678	\$ 31,641,266	\$ 278,201,768			
Total Construction Permits	244	385	327	569	2872			
Other Permits								
Electrical Permits	150	259	93	216	1,503			
Heat/Air/Refrigeration Permits	123	257	110	234	1,525			
Plumbing & Gas Permits	187	337	128	270	1,888			
Foundation Permits	0	0	7	12	87			
Temp Tents/Construction Trailers	2	3	0	0	32			
Demo Permits (Residential)	4	8	5	5	35			
Demo Permits (Commercial)	4	5	5	6	31			
House Moving Permits	1	2	1	3	36			
Sign Permits	19	29	27	27	264			
Water Well Permits	2	4	1	2	40			
Garage Sale Permits	24	33	31	63	2,038			
Swimming Pool Permits	6	11	5	12	74			
Storage Building Permits	5	12	10	19	126			
Carports	1	1	0	3	20			
Storm Shelter Permits	75	141	218	381	1,461			
Residential Paving	6	10	3	4	113			
Additional Division Activity								
Miscellaneous/PODS/ROLOFS	9	17	15	23	138			
Lot Line Adjustments	2	2	1	4	23			
Certificates of Occupancy	103	207	143	283	1,913			
All Field Inspections	2,578	4,842	1,820	3,972	29,313			

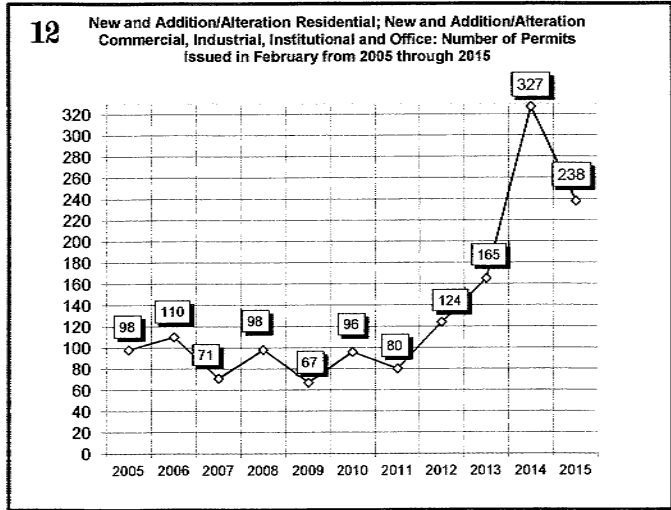
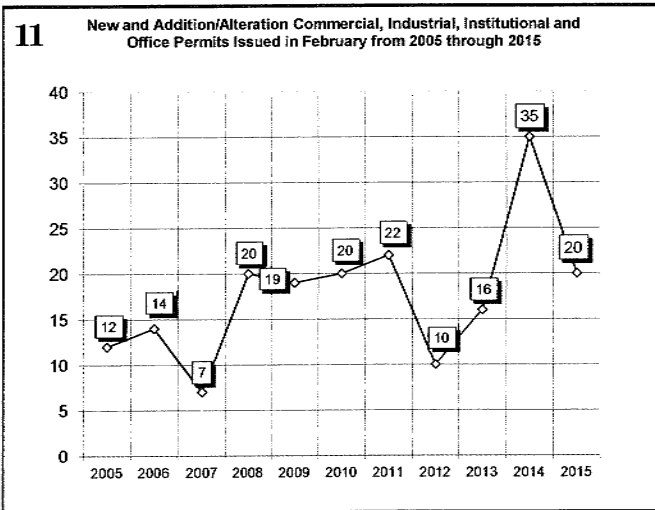
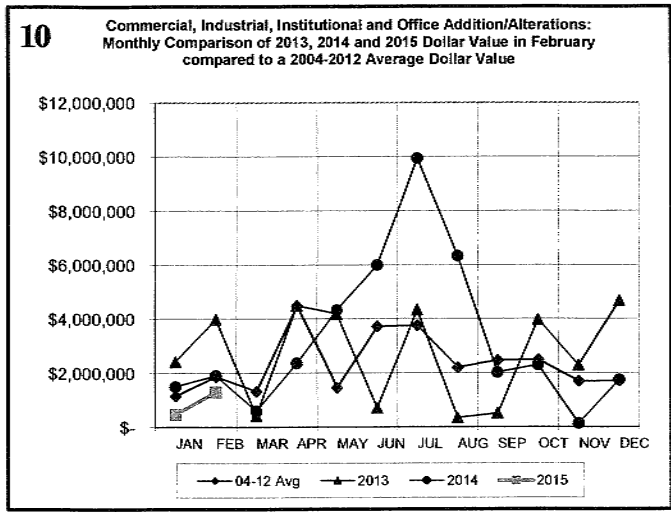
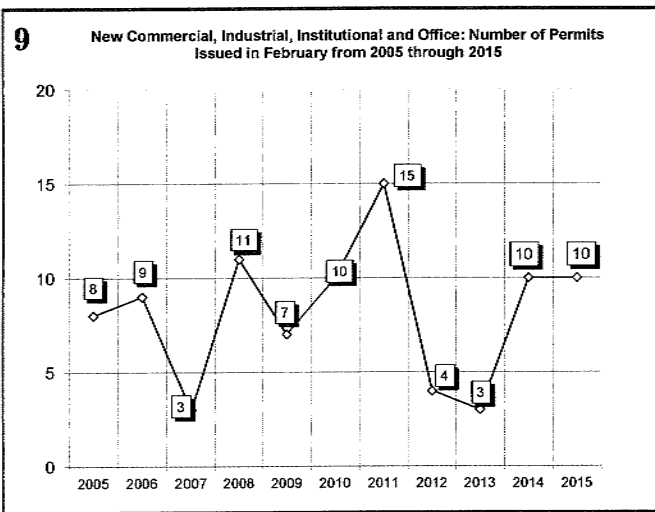
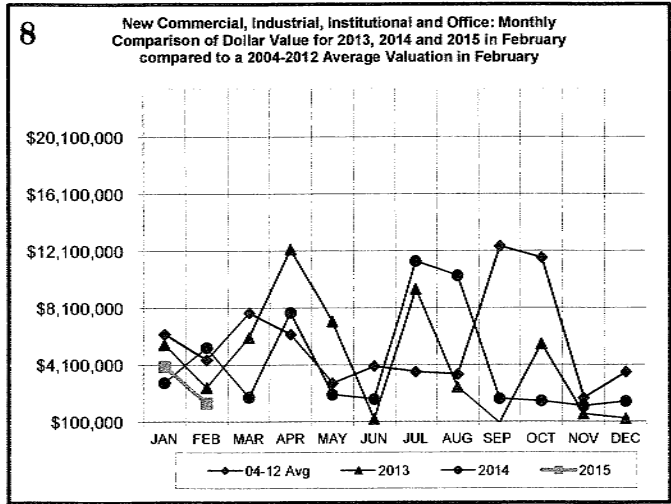
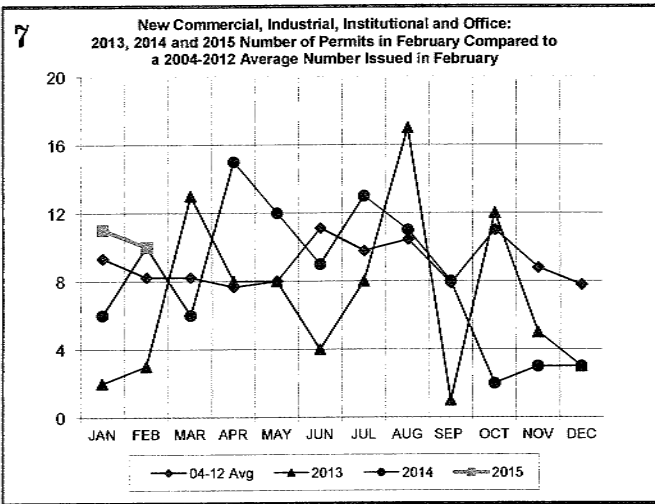
\*\*Count includes: Add/Alt, Fire Rpr, Reprmt  
Mobile Homes & Multi-family Add/Alt.

\*\*\*Count includes: Pools, Storage Bldgs,  
Carports, Residential Paving, Storm Shelters.

\*\*\*\*Total Construction Value includes these  
permits listed above.

# FEBRUARY 2015 CONSTRUCTION REPORT





**City of Norman**  
**BUILDING PERMITS AND INSPECTIONS**

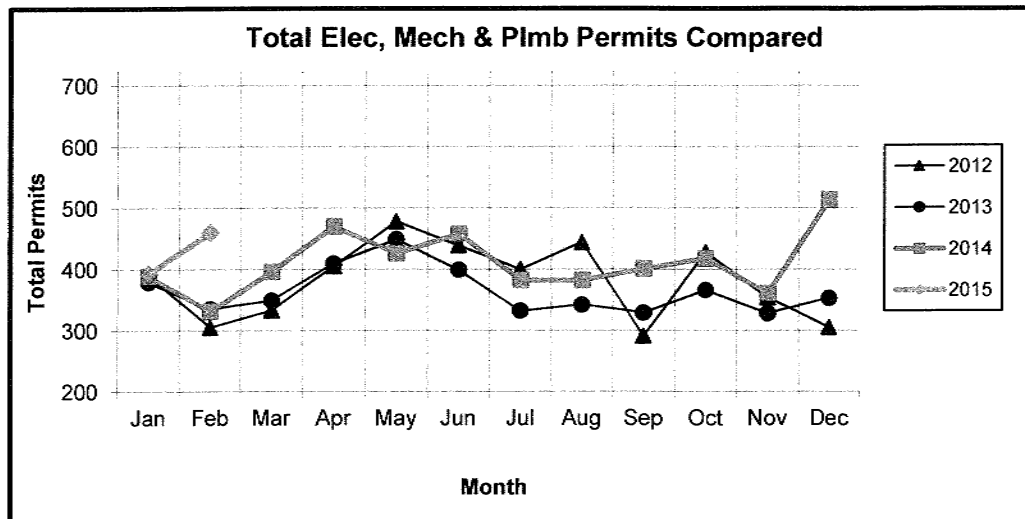
**TRADE PERMITS & GARAGE SALES**  
**Sorted by Permit Type**

2012	Jan	Feb	Mar	Apr	May	Jun	Jul	Aug	Sep	Oct	Nov	Dec	Total
ELECTRICAL (ELEC)	100	92	113	128	133	133	115	142	81	113	81	96	1327
HVAC (MECH)	137	109	100	129	168	175	158	161	95	116	137	122	1607
PLUMBING (PLBG)	153	104	120	148	177	131	127	141	115	199	136	87	1638
GARAGE SALE (GARA)	32	36	25	236	437	356	146	155	203	208	150	27	2011
HOUSE MOVING (MOVE)	3	1	2	3	2	6	6	9	5	3	4	2	46
DEMOLITION (BDEM)	6	5	3	10	4	2	2	5	5	9	1	4	56
SIGN (SIGN)	22	16	25	12	19	19	36	36	15	19	18	21	258
<b>ELEC + MECH + PLBG</b>	<b>390</b>	<b>305</b>	<b>333</b>	<b>405</b>	<b>478</b>	<b>439</b>	<b>400</b>	<b>444</b>	<b>291</b>	<b>428</b>	<b>354</b>	<b>305</b>	<b>4572</b>
<b>Total</b>	<b>453</b>	<b>363</b>	<b>388</b>	<b>666</b>	<b>940</b>	<b>822</b>	<b>590</b>	<b>649</b>	<b>519</b>	<b>667</b>	<b>527</b>	<b>359</b>	<b>6943</b>

2013	Jan	Feb	Mar	Apr	May	Jun	Jul	Aug	Sep	Oct	Nov	Dec	Total
ELECTRICAL (ELEC)	128	100	114	117	103	117	95	111	114	107	101	114	1321
HVAC (MECH)	102	99	119	138	185	163	156	128	101	123	95	103	1512
PLUMBING (PLBG)	149	136	116	154	161	119	81	103	114	136	132	136	1537
GARAGE SALE (GARA)	22	18	86	273	290	365	282	183	170	253	97	10	2049
HOUSE MOVING (MOVE)	2	0	3	0	5	8	9	5	5	5	0	2	44
DEMOLITION (BDEM)	6	2	10	4	5	9	1	13	2	3	4	3	62
SIGN (SIGN)	23	26	48	34	17	23	36	32	14	23	13	11	300
<b>ELEC + MECH + PLBG</b>	<b>379</b>	<b>335</b>	<b>349</b>	<b>409</b>	<b>449</b>	<b>399</b>	<b>332</b>	<b>342</b>	<b>329</b>	<b>366</b>	<b>328</b>	<b>353</b>	<b>4370</b>
<b>Total</b>	<b>432</b>	<b>381</b>	<b>496</b>	<b>720</b>	<b>766</b>	<b>804</b>	<b>660</b>	<b>575</b>	<b>520</b>	<b>650</b>	<b>442</b>	<b>379</b>	<b>6825</b>

2014	Jan	Feb	Mar	Apr	May	Jun	Jul	Aug	Sep	Oct	Nov	Dec	Total
ELECTRICAL (ELEC)	123	93	129	152	124	148	107	137	133	126	95	136	1503
HVAC (MECH)	124	110	120	121	157	178	136	114	121	124	113	107	1525
PLUMBING (PLBG)	142	128	147	197	145	132	139	131	147	168	153	259	1888
GARAGE SALE (GARA)	32	31	113	213	338	357	205	177	225	266	69	12	2038
HOUSE MOVING (MOVE)	2	1	4	4	1	5	2	7	1	0	3	6	36
DEMOLITION (BDEM)	1	10	4	8	6	6	5	102	2	3	2	6	155
SIGN (SIGN)	27	28	23	28	14	19	15	27	22	38	22	11	274
<b>ELEC + MECH + PLBG</b>	<b>389</b>	<b>331</b>	<b>396</b>	<b>470</b>	<b>426</b>	<b>458</b>	<b>382</b>	<b>382</b>	<b>401</b>	<b>418</b>	<b>361</b>	<b>514</b>	<b>4928</b>
<b>Total</b>	<b>451</b>	<b>401</b>	<b>540</b>	<b>723</b>	<b>785</b>	<b>845</b>	<b>609</b>	<b>695</b>	<b>651</b>	<b>725</b>	<b>457</b>	<b>537</b>	<b>7419</b>

2015	Jan	Feb	Mar	Apr	May	Jun	Jul	Aug	Sep	Oct	Nov	Dec	Total
ELECTRICAL (ELEC)	109	150	0	0	0	0	0	0	0	0	0	0	259
HVAC (MECH)	134	123	0	0	0	0	0	0	0	0	0	0	257
PLUMBING (PLBG)	150	187	0	0	0	0	0	0	0	0	0	0	337
GARAGE SALE (GARA)	9	24	0	0	0	0	0	0	0	0	0	0	33
HOUSE MOVING (MOVE)	1	1	0	0	0	0	0	0	0	0	0	0	2
DEMOLITION (BDEM)	5	8	0	0	0	0	0	0	0	0	0	0	13
SIGN (SIGN)	10	19	0	0	0	0	0	0	0	0	0	0	29
<b>ELEC + MECH + PLBG</b>	<b>393</b>	<b>460</b>	<b>0</b>	<b>0</b>	<b>0</b>	<b>0</b>	<b>0</b>	<b>0</b>	<b>0</b>	<b>0</b>	<b>0</b>	<b>0</b>	<b>853</b>
<b>Total</b>	<b>418</b>	<b>512</b>	<b>0</b>	<b>0</b>	<b>0</b>	<b>0</b>	<b>0</b>	<b>0</b>	<b>0</b>	<b>0</b>	<b>0</b>	<b>0</b>	<b>930</b>



City of Norman  
**BUILDING PERMITS AND INSPECTIONS**

**NEW SINGLE FAMILY DWELLING PERMITS**  
 Issued February 2015 - Sorted by Contractor

Contractor	Permit #	Issued	Street #	Direction	Street Name	Street Type	Lot	Block	Subdivision	Zoning	Valuation	Project Area	Living Area
TURNER AND SON HOMES	126	2/5/2015	8401		PAYTON	LN	1	1	STERLING HEIGHTS	RE	\$ 230,000	2,723	2196
GORDON, TRACY	320	2/4/2015	728		MONNETT	AVE	13	4	STATE UNIVERSITY ADD	R1	\$ 65,000	1,137	853
IDEAL HOMES OF NORMAN	354	2/2/2015	1018		EAGLEROCK	LN	8	1	GREENLEAF TRAILS ADD 6	PUD	\$ 215,460	2,394	1684
SUN CONTRACTING LLC	376	2/5/2015	4780	E	INDIAN HILLS	RD	2	2W	NOT SUBDIVIDED	A2	\$ 407,613	4,911	3530
IDEAL HOMES OF NORMAN	395	2/9/2015	4002		BANDERA	TR	4	3	LITTLE RIVER TRAILS SEC. 1	PUD	\$ 286,830	3,941	2997
MURFIELD HOMES	425	2/2/2015	3013		BIRMINGHAM	DR	10	1	ST JAMES PARK ADD 5	R1	\$ 203,000	3,047	2246
HOME CREATIONS, INC.	434	2/3/2015	3619		GLENDALE	DR	5	2	INDEPENDENCE VALLEY SEC. #1	R1	\$ 168,840	2,566	1876
HOME CREATIONS, INC.	471	2/4/2015	423		DALTON	LN	6	1	INDEPENDENCE VALLEY SEC. #1	R1	\$ 144,000	2,146	1600
IDEAL HOMES OF NORMAN	543	2/13/2015	2714		TRAILWOOD	DR	13	1	TRAILWOODS SEC 7	PUD	\$ 204,210	2,420	1709
MALLARD BUILDERS	625	2/25/2015	2317		BRETTFORD	WAY	9	2	ST JAMES PARK ADD 6	R1	\$ 247,000	2,970	1977
MURFIELD HOMES	631	2/9/2015	3109		TERRACE PARK	TR	4	2	HIGHLAND VILLAGE ADD SEC 7	PUD	\$ 225,720	3,589	2508
FOSTER SIGNATURE HOMES	647	2/18/2015	4211		CORDOVA	CT	5	2	LAS COLINAS SEC. #2	R1	\$ 375,000	4,108	3041
IDEAL HOMES OF NORMAN	651	2/13/2015	1002		EAGLEROCK	LN	12	1	GREENLEAF TRAILS ADD 6	PUD	\$ 179,010	2,706	1989
CUSTOM BUILDERS OF OKLLC.	653	2/12/2015	5709		WINDSTONE	DR	12	2	GREENLEAF SEC. #1	R1	\$ 355,000	3,654	2524
IDEAL HOMES OF NORMAN	676	2/13/2015	301		SONORA	LN	13	3	LITTLE RIVER TRAILS SEC. 1	PUD	\$ 224,550	3,494	2495
BAER HALL HOMES	678	2/16/2015	4210		RAVENS COURT	LN	3	3	CARRINGTON PLACE ADD #10	R1	\$ 250,000	3,196	2318
OWNER	689	2/17/2015	1401		COUNTRYWOOD ESTATES	DR	5	1E	CLEAR BAY ESTATES (SURVEY)	A2	\$ 135,000	1,353	1100
FIRST OKLAHOMA CONST. INC.	707	2/19/2015	109		BOULEVARD DU LAC	LN	5A	1	SUMMIT LAKE VILLAS #1	PUD	\$ 175,140	2,938	1946
IDEAL HOMES OF NORMAN	714	2/20/2015	3730		PAINTED BIRD	LN	7	3	RED CANYON RANCH SEC 4	PUD	\$ 211,050	3,271	2345
FOSTER SIGNATURE HOMES	716	2/20/2015	3005		CORDOVA	CT	12	2	LAS COLINAS SEC. #2	R1	\$ 335,000	5,072	3724
HOME CREATIONS, INC.	725	2/16/2015	3615		GLENDALE	DR	4	2	INDEPENDENCE VALLEY SEC. #1	R1	\$ 157,500	2,337	1750
STONEWALL HOMES, LLC.	739	2/17/2015	3002		TURNBERRY	CT	7	3	HIGHLAND VILLAGE ADD SEC 7	R1	\$ 355,000	3,500	2364
IDEAL HOMES OF NORMAN	761	2/20/2015	2806		TRAILWOOD	DR	17	1	TRAILWOODS SEC 7	PUD	\$ 181,280	1,792	1295
HOME CREATIONS, INC.	791	2/23/2015	431		DALTON	LN	4	1	INDEPENDENCE VALLEY SEC. #1	R1	\$ 117,090	1,752	1301
HOME CREATIONS, INC.	792	2/23/2015	3612	E	GLENDALE	DR	3	1	INDEPENDENCE VALLEY SEC. #1	R1	\$ 164,070	2,572	1823
RIVERSTONE HOMES	7387	2/12/2015	5501		ROCK CREEK	RD	13	2W	NOT SUBDIVIDED	A2	\$ 485,000	5,384	4168
<b>Total Permits</b>	<b>26</b>			<b>Average Valuation \$</b>	<b>233,052</b>				<b>Average Project Area</b>		<b>3,037</b>		
				<b>Total Valuation \$</b>	<b>6,059,363</b>				<b>Average Living Area</b>		<b>2,206</b>		
									<b>Total Living Area</b>		<b>57,349</b>		



Permit Type	Contractor	Permit #	Issued	Street #	Direction	Street Name	Street Type	Lot	Block	Subdivision	Zoning	Valuation	Project Area
COMMERCIAL ADD/ALT-2	MALLARD CONSTRUCTION	112	02/12/15	3721	W	MAIN	ST	1	1	RIVER OAKS #5	C2	\$ 75,000	11,953
COMMERCIAL ADD/ALT-2	HAYS TALIA	245	02/13/15	301	S	PORTER	AVE	1	30	NORMAN ORIGINAL TOWNSHIP	C3	\$ 17,000	1,850
COMMERCIAL ADD/ALT-2	BARBOUR & SHORT, INC	326	02/13/15	207	E	GRAY	ST	1	15	NORMAN ORIGINAL TOWNSHIP	C3	\$ 169,940	8,135
COMMERCIAL ADD/ALT-2	MOHR CONTRACTING, INC.	327	02/13/15	131	S	FLOOD	AVE	31	2W	NOT SUBDIVIDED	R1	\$ 16,260	200
COMMERCIAL ADD/ALT-2	DIGITAL COMMUNICATIONS, INC.	331	02/10/15	2400	S	WESTPORT	DR	25	3W	NOT SUBDIVIDED	R1	\$ 49,890	400
COMMERCIAL ADD/ALT-2	MILLER-TIPPENS CONSTRUCTION	362	02/09/15	630	E	LINDSEY	ST	5	2W	NOT SUBDIVIDED	R1	\$ 200,000	5
COMMERCIAL ADD/ALT-2	MRS. INC.	840	02/26/15	3201	W	MARKET PLACE	ST	1	2	BROOKHAVEN, VILLAGE AT #3	PUD	\$ 30,000	400
COMMERCIAL ADD/ALT-2	SUN CONSTRUCTION SERVICES	6004	02/10/15	3720	W	ROBINSON	ST	1	1	SOUTH LAKE ADD #5	C1	\$ 333,213	4,860
COMMERCIAL INTERIOR FINISH-2	PRECISION BUILDERS, LLC.	169	02/02/15	3391	W	CLASSEN	BLVD	1	1	TECUMSEH PROJECT	RM6	\$ 60,000	1,500
COMMERCIAL INTERIOR FINISH-2	PRECISION BUILDERS, LLC.	248	02/20/15	3924	W	TECUMSEH	RD	4	1	TECUMSEH PROJECT	PUD	\$ 250,000	3,471
COMMERCIAL INTERIOR FINISH-2	PRECISION BUILDERS, LLC.	334	02/18/15	3928	W	TECUMSEH	RD	4	1	TECUMSEH PROJECT	PUD	\$ 150,000	3,400
COMMERCIAL NEW CONSTRUCTION-2	LAPONCO, INC.	258	02/11/15	898	W	BLUE FISH	RD	P		TRAILWOODS SEC 7	PUD	\$ 50,000	800
COMMERCIAL NEW CONSTRUCTION-2	NORMAN PUBLIC SCHOOLS	335	02/12/15	621	S	SUNRISE	ST		7	COLONIAL EST #4	R1	\$ 27,000	800
COMMERCIAL NEW CONSTRUCTION-2	MILLER, JEREMY T.	661	02/20/15	2400	S	TRAILWOOD	DR		B	TRAILWOODS SEC 1	PUD	\$ 20,000	192
COMMERCIAL NEW CONSTRUCTION-2	MILLER, JEREMY T.	662	02/20/15	898	S	LEKIM	LN		J	TRAILWOODS SEC 8	PUD	\$ 20,000	192
COMMERCIAL NEW CONSTRUCTION-2	LANDMARK FINE HOMES, LP.	7328	02/19/15	3402	NW	MOUNT MITCHELL	LN		D	SPRINGS @ GREENLEAF TRAILS #1	PUD	\$ 330,000	2,170
COMMERCIAL NEW SHELL BLDG-2	SUN CONSTRUCTION SERVICES	7305	02/10/15	4150	NW	28TH	AVE	2	2	PEPCO INDUSTRIAL PARK PHASE 1	I1	\$ 250,000	14,980
COMMERCIAL NEW SHELL BLDG-2	SUN CONSTRUCTION SERVICES	7306	02/10/15	4150	NW	28TH	AVE	2	2	PEPCO INDUSTRIAL PARK PHASE 1	I1	\$ 250,000	8,280
COMMERCIAL PARKING LOT-2	A-TECH PAVING	46	02/18/15	125	S	VICKSBURG	AVE	33	2W	NOT SUBDIVIDED	A2	\$ 301,500	50,919
COMMERCIAL PARKING LOT-2	A-TECH PAVING	47	02/18/15	131	S	FLOOD	AVE	31	2W	NOT SUBDIVIDED	R1	\$ 112,000	9,087
TEMPORARY BLDG/CONST TRAILER-2	BUENDIA, ADRIAN	752	02/19/15	1724	W	LINDSEY	ST		A	HOLLYWOOD ADD	C2		
TEMPORARY BLDG/CONST TRAILER-2	BUENDIA, ADRIAN	753	02/19/15	1100	E	CONSTITUTION	ST		37	NAVAL AIR TECH TRAINING CENTER	C2		
Total Permits												Average Project Area	6,170
20												Total Project Area	123,404

NEW CONSTRUCTION INFORMATION					COMMERCIAL ADULTS		NEW COMMERCIAL			TOTAL OTHER PERMITS	
CONTRACTOR	BUILDING SIZE (Square Feet)	LOT SIZE	USE /CLASSIFICATION	BUSINESS	COMMERCIAL, ADD/ALT-2	COMMERCIAL, FIRE REPAIR	COMMERCIAL, INTERIOR FINISH-2	COMMERCIAL, NEW SHELL BLDG-2	COMMERCIAL, NEW CONSTRUCTION-2	COMMERCIAL, FOUNDATION PERMIT2	
LAPONCO, INC.	800	23,348 sf	Recreational	Trailwoods Splash Pad	\$ 891,303	\$ -	\$ 470,000	\$ 500,000	\$ 447,000	\$ -	
NORMAN PUBLIC SCHOOLS	800	10.68 acres	Institutional	Kennedy Elem Portable Classroom	8	-	3	2	5	-	
MILLER, JEREMY T.	192	192 sf	Retail	Sweet Grass Comm (pavilion)	COMMERCIAL, PARKING LOT-2	SUBTOTAL ADDITIONS AND ALTERATIONS	SUBTOTAL NEW CONSTRUCTION			TOTAL ADD/ALT AND NEW	
MILLER, JEREMY T.	192	192 sf	Retail	Sweet Grass Comm (pavilion)	\$ 413,500	\$ 1,304,803	\$ 1,417,000			\$ 2,721,803	\$ -
LANDMARK FINE HOMES, LP.	2,170	12,006 sf	Recreational	Greenleaf Clubhouse	2	10	10			20	-
TOTAL NO.											20
TOTAL VALUE											\$ 2,721,803

City of Norman  
BUILDING PERMITS AND INSPECTIONS

ALL OTHER RESIDENTIAL BUILDING PERMITS  
Issued February 2015 - Sorted by Permit Type

Permit Type	Contractor	Permit #	Issued	Street #	Direction	Street Name	Street Type	Lot	Block	Subdivision	Zoning	Valuation	Project Area
1 & 2 FAMILY STORM SHELTER-3	HARBOR HOMES, INC.	115	02/11/15	1312		LUKE	LN	28	3	CEDAR LANE SEC #1	R1	\$ 2,500	20
1 & 2 FAMILY STORM SHELTER-3	ATLAS SAFE ROOMS/CAVINS CON	412	02/03/15	2504		JONQUIL	LN	6	3	HANSMEYER HEIGHTS #1	RE	\$ 4,000	12
1 & 2 FAMILY STORM SHELTER-3	ATLAS SAFE ROOMS/CAVINS CON	413	02/03/15	924	N	SHERRY	AVE	45	7	WOODSLAWN ADD #2	R1	\$ 4,000	12
1 & 2 FAMILY STORM SHELTER-3	ATLAS SAFE ROOMS/CAVINS CON	414	02/03/15	3332		WUWNET	WAY	9	8	VINEYARD PHASE III	R1	\$ 5,000	24
1 & 2 FAMILY STORM SHELTER-3	STORM SHELTERS PLUS	420	02/02/15	810		FLOYD	AVE	5	2	REDDUB ESTATES	RE	\$ 2,499	55
1 & 2 FAMILY STORM SHELTER-3	JOHNSON CONSTRUCTION	426	02/02/15	301		IOWA	ST	2	8	PARK ADD	R1	\$ 2,500	55
1 & 2 FAMILY STORM SHELTER-3	F5 STORM SHELTERS, LLC	428	02/02/15	2701		MEADOWBROOK	DR	24	7	BROAD ACRES SEC 1	R1	\$ 3,699	35
1 & 2 FAMILY STORM SHELTER-3	OKLAHOMA SHELTERS	476	02/04/15	304		WESTSIDE	DR	19	1	NORMANDY ACRES FIRST	R1	\$ 2,490	55
1 & 2 FAMILY STORM SHELTER-3	LEHMAN DIRTWORK	478	02/04/15	14005	E	INDIAN HILLS	RD	31	1E	NOT SUBDIVIDED	A2	\$ 3,100	58
1 & 2 FAMILY STORM SHELTER-3	F5 STORM SHELTERS, LLC	489	02/04/15	3204		RIVERWALK	DR	2	2	WILLOWBEND SEC 3	R1	\$ 3,499	35
1 & 2 FAMILY STORM SHELTER-3	TORNADO SAFE	495	02/04/15	1222		CADDELL	LN	12	3	WILLOWBEND SEC 3	R1	\$ 3,499	35
1 & 2 FAMILY STORM SHELTER-3	JOHNSON CONSTRUCTION	497	02/05/15	11310	S	TIMBERLINE	DR	68	15	WHISPERING HILLS	R1	\$ 3,360	35
1 & 2 FAMILY STORM SHELTER-3	SMART SHELTER INC.	502	02/05/15	2118	SW	24TH	AVE	2	3W	NOT SUBDIVIDED	R1	\$ 2,500	55
1 & 2 FAMILY STORM SHELTER-3	JOHNSON CONSTRUCTION	505	02/05/15	16276	E	INDIAN HILLS	RD	4	1E	NOT SUBDIVIDED	A2	\$ 2,545	18
1 & 2 FAMILY STORM SHELTER-3	GROUND ZERO STORM SHELTERS	510	02/05/15	4125		NORTHWICH	DR	14	17	QUAILBROOK ADD #4	R1	\$ 3,670	56
1 & 2 FAMILY STORM SHELTER-3	STORM SAFE SHELTER, LLC	511	02/05/15	513		GARLAND	CT	12	7	WESTERN VIEW #2	R1	\$ 3,250	35
1 & 2 FAMILY STORM SHELTER-3	FLAT SAFE TORNADO SHELTERS	512	02/05/15	1812		GUILFORD	LN	22	2	BROOKHAVEN #25	R1	\$ 3,400	21
1 & 2 FAMILY STORM SHELTER-3	STORM SAFE SHELTER, LLC	513	02/05/15	1629		HAZELWOOD	DR	1	2	WOODCREEK ADD #6	R1	\$ 2,650	23
1 & 2 FAMILY STORM SHELTER-3	GROUND ZERO STORM SHELTERS	536	02/06/15	4905		WATERWOOD	DR	29	1	ARBOR LAKE ADD #4	R1	\$ 3,300	32
1 & 2 FAMILY STORM SHELTER-3	STORM SAFE SHELTER, LLC	542	02/06/15	3917		PAINTED BIRD	LN	4	4	RED CANYON RANCH SEC 3	PUD	\$ 2,500	23
1 & 2 FAMILY STORM SHELTER-3	AREA SEPTIC SERVICES, INC.	575	02/06/15	1610		BRIARCLIFF	CT	18	8	QUEENSTON HEIGHTS	R1	\$ 2,860	58
1 & 2 FAMILY STORM SHELTER-3	SMART SHELTER INC.	610	02/06/15	2708		POPLAR	CT	23	8	FOREST HILLS ADD	R1	\$ 3,000	24
1 & 2 FAMILY STORM SHELTER-3	JOHNSON CONSTRUCTION	629	02/09/15	11111		TRACY	CT	8	3	PRIDE #003	A2	\$ 2,500	55
1 & 2 FAMILY STORM SHELTER-3	OZ SAFEROOMS	630	02/09/15	533		GARLAND	CT	9	7	WESTERN VIEW #2	R1	\$ 6,000	16
1 & 2 FAMILY STORM SHELTER-3	THUNDERGROUND STORM SHELTER	632	02/09/15	124		OLDE BROOK	CT	7	1	BROOKHAVEN ON MAIN	RM6	\$ 4,900	42
1 & 2 FAMILY STORM SHELTER-3	GROUND ZERO STORM SHELTERS	636	02/10/15	217		SUMMIT RIDGE	CT	21	2	SUMMIT LAKES ADD #3	PUD	\$ 2,800	25
1 & 2 FAMILY STORM SHELTER-3	GROUND ZERO STORM SHELTERS	637	02/10/15	3005		PINE HILL	RD	9	2	CASCADE ESTATES PUD #7	PUD	\$ 4,100	40
1 & 2 FAMILY STORM SHELTER-3	GROUND ZERO STORM SHELTERS	638	02/10/15	4001		BENTBROOK	PL	1	1	BROOKHAVEN #31	R1	\$ 4,800	40
1 & 2 FAMILY STORM SHELTER-3	SMART SHELTER INC.	640	02/10/15	3116		TERRACE PARK	TR	1	4	HIGHLAND VILLAGE ADD SEC 7	R1	\$ 3,400	35
1 & 2 FAMILY STORM SHELTER-3	FLAT SAFE TORNADO SHELTERS	641	02/10/15	405		SUMMIT CREST	LN	7	2	SUMMIT LAKES ADD #10	R1	\$ 2,500	25
1 & 2 FAMILY STORM SHELTER-3	FLAT SAFE TORNADO SHELTERS	642	02/10/15	1219	W	BROOKS	ST	10	2	HETHERINGTON HEIGHTS #2	R1	\$ 3,400	21
1 & 2 FAMILY STORM SHELTER-3	CA MCCARTY CONST	644	02/10/15	2022		HALLBROOKE	CT	20	9	HALLBROOKE #2	R1	\$ 2,800	21
1 & 2 FAMILY STORM SHELTER-3	STORM SAFE SHELTER, LLC	654	02/12/15	5709		WINDSTONE	DR	12	2	GLENRIDGE SEC. #1	R1	\$ 3,600	24
1 & 2 FAMILY STORM SHELTER-3	SMART SHELTER INC.	660	02/11/15	3921		PRESTIDIO	DR	5	2	MONTEREY ADD #1	R1	\$ 3,645	32
1 & 2 FAMILY STORM SHELTER-3	SMART SHELTER INC.	681	02/11/15	2608		HAMDEN	AVE	13	1	HAWTHORNE PLACE #3	R1	\$ 2,460	18
1 & 2 FAMILY STORM SHELTER-3	FLAT SAFE TORNADO SHELTERS	682	02/11/15	3824		NORTHEDGE	RD	3	5	BROOKHAVEN #20	R1	\$ 3,500	21
1 & 2 FAMILY STORM SHELTER-3	FLAT SAFE TORNADO SHELTERS	683	02/11/15	1224		BROAD ACRES	DR	7	2	BROOKHAVEN #18	R1	\$ 3,500	21
1 & 2 FAMILY STORM SHELTER-3	FLAT SAFE TORNADO SHELTERS	684	02/11/15	4705		FLINT RIDGE	CT	2	5	BROOKHAVEN #33	R1	\$ 3,500	21
1 & 2 FAMILY STORM SHELTER-3	SMART SHELTER INC.	685	02/11/15	2921		MISTY RIDGE	DR	2	1	SUMMIT LAKES ADD #2	R1	\$ 2,545	18
1 & 2 FAMILY STORM SHELTER-3	SMART SHELTER INC.	694	02/12/15	2113		BOIS-DE-ARC	CT	4	25	OAKHURST ADD SEC 09	R1	\$ 2,300	24
1 & 2 FAMILY STORM SHELTER-3	FLAT SAFE TORNADO SHELTERS	700	02/12/15	4317		FRONTIER	TR	18	2	GLENRIDGE SEC. #1	PUD	\$ 2,800	21
1 & 2 FAMILY STORM SHELTER-3	STORM SAFE SHELTER, LLC	701	02/12/15	2804		SUMMIT TERRACE	DR	1	5	SUMMIT LAKES ADD #8	R1	\$ 3,500	35
1 & 2 FAMILY STORM SHELTER-3	FLAT SAFE TORNADO SHELTERS	708	02/13/15	1722		SHEFFIELD	CT	8	3	SHILOH HEIGHTS	R1	\$ 4,075	25
1 & 2 FAMILY STORM SHELTER-3	STORM SAFE SHELTER, LLC	712	02/13/15	4009		PLEASANT GROVE	LN	7	2	CASTLEROCK ADD #5	R1	\$ 2,500	23
1 & 2 FAMILY STORM SHELTER-3	SMART SHELTER INC.	715	02/13/15	2633		LERKIM	LN	7	2	TRAILWOODS SEC 6	R1	\$ -	0
1 & 2 FAMILY STORM SHELTER-3	STORM SAFE SHELTER, LLC	718	02/13/15	3820		SIERRA VISTA	WAY	12	3	RED CANYON RANCH SEC 4	PUD	\$ 2,250	23
1 & 2 FAMILY STORM SHELTER-3	GROUND ZERO STORM SHELTERS	720	02/13/15	1009		EAGLE CLIFF	DR	3	1	PARK PLACE ADD #7	R1	\$ 2,500	25
1 & 2 FAMILY STORM SHELTER-3	FLAT SAFE TORNADO SHELTERS	723	02/13/15	2304		SPONWOOD	RD	14	1	ALAMEDA PARK ADD #3	R1	\$ 3,900	25
1 & 2 FAMILY STORM SHELTER-3	STORM SAFE SHELTER, LLC	730	02/16/15	2224		OAKSIDE	DR	7	4	OAKHURST ADD SEC 12	R1	\$ 2,100	20
1 & 2 FAMILY STORM SHELTER-3	AREA SEPTIC SERVICES, INC.	736	02/17/15	2116		CONCORD	DR	8	32	CROSSCREEK ADD #3	R1	\$ 4,200	55
1 & 2 FAMILY STORM SHELTER-3	GROUND ZERO STORM SHELTERS	741	02/17/15	1705		WOODSBORO	DR	2	2	WOODCREEK WEST #3	NA	\$ 3,400	40
1 & 2 FAMILY STORM SHELTER-3	GROUND ZERO STORM SHELTERS	742	02/17/15	3214		SUMMIT HILL	RD	15	4	SUMMIT LAKES ADD #2	R1	\$ 3,200	21
1 & 2 FAMILY STORM SHELTER-3	TORNADO SAFE	747	02/17/15	2909		BOWLING GREEN	CT	9	13	HALL PARK #3	R1	\$ 2,300	24
1 & 2 FAMILY STORM SHELTER-3	SMART SHELTER INC.	749	02/17/15	1812		NATCHEZ	DR	11	4	COLONIAL EST #9	R1	\$ 2,800	25
1 & 2 FAMILY STORM SHELTER-3	GROUND ZERO STORM SHELTERS	754	02/18/15	2108		WEATLAND	DR	4	5	EAST RIDGE ADD #19	R1	\$ 9,000	88
1 & 2 FAMILY STORM SHELTER-3	AARONS STORM SHELTERS, LLC.	756	02/18/15	2813		EVESHAM	CT	8	6	BROOKHAVEN #20	R1	\$ 4,100	40
1 & 2 FAMILY STORM SHELTER-3	SMART SHELTER INC.	766	02/18/15	3800		DOVE CROSSING	CT	36	5	PRAIRIE CREEK #3	R1	\$ 3,800	48
1 & 2 FAMILY STORM SHELTER-3	STORM SHELTERS PLUS	767	02/18/15	3150		TURNBERRY	CT	4	3	HIGHLAND VILLAGE ADD SEC 7	R1	\$ 3,400	40
1 & 2 FAMILY STORM SHELTER-3	GROUND ZERO STORM SHELTERS	771	02/19/15	3013	E	BALD EAGLE	DR	2	2	EAGLE CLIFF ADD #11	RM2	\$ 2,500	23
1 & 2 FAMILY STORM SHELTER-3	STORM SAFE SHELTER, LLC	772	02/19/15	1126		BUCK CREEK	RD	7	1	LAGO VISTA	A2	\$ 2,500	55
1 & 2 FAMILY STORM SHELTER-3	JOHNSON CONSTRUCTION	773	02/19/15	11909		BUCKWOOD	RD	5	2	TIMBERLINE ESTATES	RE	\$ -	35
1 & 2 FAMILY STORM SHELTER-3	STORM SAFE SHELTER, LLC	777	02/19/15	7912		FAIRFIELD	DR	2	3	BROAD ACRES ADD SEC 2-AMEI	R1	\$ 3,150	35
1 & 2 FAMILY STORM SHELTER-3	TORNADO SAFE	783	02/19/15	2708		FAIRFIELD	DR	2	3	BROAD ACRES ADD SEC 2-AMEI	R1	\$ 3,150	35
1 & 2 FAMILY STORM SHELTER-3	TORNADO SAFE	784	02/19/15	2726		HAZELWOOD	DR	3	2	WOODCREEK ADD	R1	\$ 3,150	35
1 & 2 FAMILY STORM SHELTER-3	TORNADO SAFE	790	02/23/15	1709		SEQUOYAH	TRL	1	9	WILDWOOD GREEN #2	R1	\$ 2,545	18
1 & 2 FAMILY STORM SHELTER-3	SMART SHELTER INC.	794	02/23/15	1005		EAGLE CLIFF	DR	3	5	EAGLE CLIFF SOUTH ADD #2	R1	\$ 2,495	18
1 & 2 FAMILY STORM SHELTER-3	SMART SHELTER INC.	802	02/24/15	920									

City of Norman  
BUILDING PERMITS AND INSPECTIONS

ALL OTHER RESIDENTIAL BUILDING PERMITS  
Issued February 2015 - Sorted by Permit Type

Permit Type	Contractor	Permit #	Issued	Street#	Direction	Street Name	Street Type	Lot	Block	Subdivision	Zoning	Valuation	Project Area
1 & 2 FAMILY STORM SHELTER-3	STORM SAFE SHELTER, LLC	805	02/24/15	2801		MEADOW	AVE	9	2	SMOKING OAKS SOUTH	R1	\$ 4,000	35
1 & 2 FAMILY STORM SHELTER-3	SMART SHELTER INC.	807	02/24/15	1610		PINEWOOD	DR	45	8	QUEENSTON HEIGHTS	R1	\$ 2,545	0
1 & 2 FAMILY STORM SHELTER-3	PREFERRED SHELTERS	826	02/25/15	4650	NE	48TH	AVE	11	2W	NOT SUBDIVIDED	A2	\$ 3,850	77
1 & 2 FAMILY STORM SHELTER-3	GROUND ZERO STORM SHELTERS	827	02/25/15	121		OLDE BROOK	CT	6	2	BROOKHAVEN ON MAIN	RM6	\$ 2,800	24
1 & 2 FAMILY STORM SHELTER-3	STORM SAFE SHELTER, LLC	844	02/26/15	1801		INGLEWOOD	DR	3	2	PARK PLACE ADD #2	R1	\$ 2,900	23
1 & 2 FAMILY STORM SHELTER-3	SMART SHELTER INC.	847	02/26/15	1117		ROBINWOOD	LN	3	4	SHERWOOD FOREST #4	R1	\$ 2,850	24
1 & 2 FAMILY STORM SHELTER-3	TORNADO SHELTERS UNLIMITED	848	02/26/15	5212		MONTROSE	CIR	4	1	CAMBRIDGE ADD #3	R1	\$ 2,500	21
1 & 2 FAMILY STORM SHELTER-3	TORNADO SAFE	854	02/27/15	815	NE	36TH	AVE	1	1	AKERMAN ACRES SEC 2	RE	\$ 3,600	24
1 & 2 FAMILY, ADD OR ALTER-2	CLINTON, JEANIE	417	02/02/15	1122		ROBINWOOD	LN	4	1	SHERWOOD FOREST #4	R1	\$ 10,000	200
1 & 2 FAMILY, ADD OR ALTER-2	A KAREN BLACK COMPANY	431	02/04/15	2247	SE	60TH	AVE	6	1W	NOT SUBDIVIDED	A2	\$ 85,000	716
1 & 2 FAMILY, ADD OR ALTER-2	LEGACY RENOVATIONS, LLC.	435	02/04/15	1013		CORBETT	DR	8	4	ARBOR LAKE ADD #5	R1	\$ 6,000	54
1 & 2 FAMILY, ADD OR ALTER-2	MCBEE, WILLIAM V.	509	02/11/15	6513		CROOKED OAK	DR	15	1	FLAMING OAKS ESTATES	RE	\$ 225,000	4,954
1 & 2 FAMILY, ADD OR ALTER-2	BLVDEN, JESSICA	514	02/05/15	12		RUSTIC HILLS	DR	12	1	RUSTIC HILLS #1	R1	\$ 20,000	81
1 & 2 FAMILY, ADD OR ALTER-2	REVENUE, LLC.	586	02/11/15	208	E	MOSIER	ST	17	8	HIGHLAND ADDITION	R2	\$ 25,000	729
1 & 2 FAMILY, ADD OR ALTER-2	BARNETT BUILDING CO.	825	02/25/15	2302		FOREST ROAD	CIR	4	4	QUAIL CREEK ACRES #1	RE	\$ 13,000	460
1 & 2 FAMILY, ADD OR ALTER-2	BRENT SWIFT DESIGN BUILD	841	02/26/15	2015		SUMMIT	CIR	1	1	ROLLING HILLS ESTATES #1	R1	\$ 35,000	355
1 & 2 FAMILY, ADD OR ALTER-2	SIDDIQUE, ZAHEDYUSSOUF NUS	5980	02/09/15	2827		WALNUT	RD	15	1	SHERWOOD FOREST #1	R1	\$ 30,000	2,944
1 & 2 FAMILY, ADD OR ALTER-2	OK INNOVATIVE CONSTRUCTION	7546	02/04/15	3113		MARIGOLD	TRL	22	1	TRAILS ADD #3	R1	\$ 100,000	500
1 & 2 FAMILY, CARPORT-2	BARGAIN BARNS & BUILDINGS,LLC	391	02/04/15	321	NE	84TH	AVE	28	1W	NOT SUBDIVIDED	RE	\$ 1,000	378
1 & 2 FAMILY, PAVING-2	KEAR CONSTRUCTION INC	408	02/06/15	7315		FRANKLIN	CT	5	7	FRANKLIN	A2	\$ 4,430	1,200
1 & 2 FAMILY, PAVING-2	POWELL, ROGER	418	02/02/15	3916		KNOB HILL	CT	7	7	CHERRY CREEK #3	R1	\$ 4,000	828
1 & 2 FAMILY, PAVING-2	STEWART CONCRETE CONST.	440	02/10/15	816	S	LAHOMA	AVE	32	6	PARSONS ADDITION	R1	\$ 4,000	1,391
1 & 2 FAMILY, PAVING-2	CADELL, DAVID CONST.	639	02/10/15	548	S	LAHOMA	AVE	23	2	LANDT ADD	R1	\$ 1,500	480
1 & 2 FAMILY, PAVING-2	HOUCK, WILLIAM	786	02/26/15	3330		PALOMINO	WAY	7	2	MONTECITO RANCH	PUD	\$ 15,600	5,000
1 & 2 FAMILY, PAVING-2	MARTINEZ CONCRETE	3876	02/27/15	612		NEBRASKA	ST	7	10	NORMAN HEIGHTS ADDITION	R1	\$ 3,000	900
1 & 2 FAMILY, STORAGE BLDG-2	BARGAIN BARNS & BUILDINGS,LLC	390	02/04/15	321	NE	84TH	AVE	28	1W	NOT SUBDIVIDED	RE	\$ 7,000	676
1 & 2 FAMILY, STORAGE BLDG-2	RAMEY STEEL CONSTRUCTION	437	02/03/15	8001	NE	96TH	AVE	27	1W	NOT SUBDIVIDED	A2	\$ 40,000	1,800
1 & 2 FAMILY, STORAGE BLDG-2	MORTON BUILDINGS	744	02/17/15	608	W	FRANKLIN	RD	6	2W	NOT SUBDIVIDED	A2	\$ 30,000	810
1 & 2 FAMILY, STORAGE BLDG-2	TUFF SHED	789	02/20/15	1802		LAKEHURST	DR	14	20	OAKHURST ADD #06	R1	\$ 4,500	192
1 & 2 FAMILY, STORAGE BLDG-2	4 CORNERS HOMES	823	02/25/15	7851	NE	96TH	AVE	27	1W	NOT SUBDIVIDED	A2	\$ 20,000	720
1 & 2 FAMILY, SWIMMING POOL-3	PLEASANT POOLS	372	02/03/15	400		NANTUCKET	BLVD	1	13	VINEYARD PHASE III	R1	\$ 64,500	700
1 & 2 FAMILY, SWIMMING POOL-3	SIGNATURE CUSTOM POOLS	407	02/05/15	4028		SAM GORDON	DR	4	5	BROOKHAVEN #36	R1	\$ 53,000	480
1 & 2 FAMILY, SWIMMING POOL-3	PLEASANT POOLS	436	02/05/15	5100		MONTROSE	CT	6	3	CAMBRIDGE ADD #3	R1	\$ 45,600	480
1 & 2 FAMILY, SWIMMING POOL-3	PLEASANT POOLS	679	02/19/15	5815		WINDSTONE	DR	9	2		PUD	\$ 38,100	400
1 & 2 FAMILY, SWIMMING POOL-3	THREE STAR POOLS	721	02/18/15	4612		SHERBURNE	RD	3	3	BROOKHAVEN #33	R1	\$ 70,000	920
1 & 2 FAMILY, SWIMMING POOL-3	S & S POOLS	782	02/24/15	3929		WARWICK	DR	11	14	BROOKHAVEN #02	R1	\$ 32,000	512
1 FAMILY, MANUF HOME REPLACEMENT	STEWART, JOAN ELLEN	760	02/17/15	12970	E	IMHOFF	RD	12	1W	WHISPERING OAKS (SURVEY)	A2	\$ 2,500	896
1 FAMILY, NEW CONSTRUCTION-2	ASPEN HEIGHTS CONSTRUCTION,	524	02/09/15	1513		TELLURIDE	LN	1	1	ASPEN HEIGHTS	PUD	\$ 109,700	1,928
1 FAMILY, NEW CONSTRUCTION-2	ASPEN HEIGHTS CONSTRUCTION,	525	02/09/15	1421		TELLURIDE	LN	1	1	ASPEN HEIGHTS	PUD	\$ 109,700	1,928
1 FAMILY, NEW CONSTRUCTION-2	ASPEN HEIGHTS CONSTRUCTION,	526	02/09/15	1429		TELLURIDE	LN	1	1	ASPEN HEIGHTS	PUD	\$ 109,700	1,928
1 FAMILY, NEW CONSTRUCTION-2	ASPEN HEIGHTS CONSTRUCTION,	527	02/09/15	1501		TELLURIDE	LN	1	1	ASPEN HEIGHTS	PUD	\$ 106,850	1,905
1 FAMILY, NEW CONSTRUCTION-2	ASPEN HEIGHTS CONSTRUCTION,	528	02/09/15	1445		TELLURIDE	LN	1	1	ASPEN HEIGHTS	PUD	\$ 106,850	1,905
1 FAMILY, NEW CONSTRUCTION-2	ASPEN HEIGHTS CONSTRUCTION,	529	02/09/15	1533		TELLURIDE	LN	1	1	ASPEN HEIGHTS	PUD	\$ 106,850	1,905
1 FAMILY, NEW CONSTRUCTION-2	ASPEN HEIGHTS CONSTRUCTION,	530	02/09/15	1425		TELLURIDE	LN	1	1	ASPEN HEIGHTS	PUD	\$ 106,850	1,905
1 FAMILY, NEW CONSTRUCTION-2	ASPEN HEIGHTS CONSTRUCTION,	531	02/09/15	1521		TELLURIDE	LN	1	1	ASPEN HEIGHTS	PUD	\$ 106,850	1,905
1 FAMILY, NEW CONSTRUCTION-2	ASPEN HEIGHTS CONSTRUCTION,	532	02/09/15	1545		TELLURIDE	LN	1	1	ASPEN HEIGHTS	PUD	\$ 115,910	2,303
1 FAMILY, NEW CONSTRUCTION-2	ASPEN HEIGHTS CONSTRUCTION,	533	02/09/15	1435		TELLURIDE	LN	1	1	ASPEN HEIGHTS	PUD	\$ 115,910	2,303
1 FAMILY, NEW CONSTRUCTION-2	ASPEN HEIGHTS CONSTRUCTION,	534	02/09/15	1525		TELLURIDE	LN	1	1	ASPEN HEIGHTS	PUD	\$ 115,910	2,303
1 FAMILY, NEW CONSTRUCTION-2	ASPEN HEIGHTS CONSTRUCTION,	535	02/09/15	1549		TELLURIDE	LN	1	1	ASPEN HEIGHTS	PUD	\$ 109,700	1,928
1 FAMILY, NEW CONSTRUCTION-2	ASPEN HEIGHTS CONSTRUCTION,	537	02/09/15	1449		TELLURIDE	LN	1	1	ASPEN HEIGHTS	PUD	\$ 109,700	1,928
1 FAMILY, NEW CONSTRUCTION-2	ASPEN HEIGHTS CONSTRUCTION,	538	02/09/15	1457		TELLURIDE	LN	1	1	ASPEN HEIGHTS	PUD	\$ 109,700	1,928
1 FAMILY, NEW CONSTRUCTION-2	ASPEN HEIGHTS CONSTRUCTION,	539	02/09/15	1529		TELLURIDE	LN	1	1	ASPEN HEIGHTS	PUD	\$ 82,225	1,827
1 FAMILY, NEW CONSTRUCTION-2	ASPEN HEIGHTS CONSTRUCTION,	540	02/09/15	1465		TELLURIDE	LN	1	1	ASPEN HEIGHTS	PUD	\$ 117,800	2,263
1 FAMILY, NEW CONSTRUCTION-2	ASPEN HEIGHTS CONSTRUCTION,	541	02/09/15	1465		TELLURIDE	LN	1	1	ASPEN HEIGHTS	PUD	\$ 117,800	2,263
1 FAMILY, NEW CONSTRUCTION-2	ASPEN HEIGHTS CONSTRUCTION,	544	02/09/15	1453		TELLURIDE	LN	1	1	ASPEN HEIGHTS	PUD	\$ 117,800	2,263
1 FAMILY, NEW CONSTRUCTION-2	ASPEN HEIGHTS CONSTRUCTION,	545	02/09/15	1505		TELLURIDE	LN	1	1	ASPEN HEIGHTS	PUD	\$ 117,800	2,263
1 FAMILY, NEW CONSTRUCTION-2	ASPEN HEIGHTS CONSTRUCTION,	546	02/09/15	1537		TELLURIDE	LN	1	1	ASPEN HEIGHTS	PUD	\$ 117,800	2,263
1 FAMILY, NEW CONSTRUCTION-2	ASPEN HEIGHTS CONSTRUCTION,	547	02/09/15	1541		TELLURIDE	LN	1	1	ASPEN HEIGHTS	PUD	\$ 71,387	1,436
1 FAMILY, NEW CONSTRUCTION-2	ASPEN HEIGHTS CONSTRUCTION,	549	02/09/15	1439		TELLURIDE	LN	1	1	ASPEN HEIGHTS	PUD	\$ 71,387	1,436
1 FAMILY, NEW CONSTRUCTION-2	ASPEN HEIGHTS CONSTRUCTION,	550	02/09/15	1439		TELLURIDE	LN	1	1	ASPEN HEIGHTS	PUD	\$ 71,387	1,436
1 FAMILY, NEW CONSTRUCTION-2	ASPEN HEIGHTS CONSTRUCTION,	551	02/09/15	1461		TELLURIDE	LN	1	1	ASPEN HEIGHTS	PUD	\$ 71,387	1,436
1 FAMILY, NEW CONSTRUCTION-2	ASPEN HEIGHTS CONSTRUCTION,	552	02/09/15	1461		TELLURIDE	LN	1	1	ASPEN HEIGHTS	PUD	\$ 71,387	1,436
1 FAMILY, NEW CONSTRUCTION-2	ASPEN HEIGHTS CONSTRUCTION,	553	02/09/15	1517		TELLURIDE	LN	1	1	ASPEN HEIGHTS	PUD	\$ 71,387	1,436
1 FAMILY, NEW CONSTRUCTION-2	ASPEN HEIGHTS CONSTRUCTION,	554	02/09/15	1517		TELLURIDE	LN	1	1	ASPEN HEIGHTS	PUD	\$ 71,575	1,490
1 FAMILY, NEW CONSTRUCTION-2	ASPEN HEIGHTS CONSTRUCTION,	557	02/09/15	1431		TELLURIDE	LN	1	1	ASPEN HEIGHTS	PUD	\$ 71,575	1,490
1 FAMILY, NEW CONSTRUCTION-2	ASPEN HEIGHTS CONSTRUCTION,	558	02/09/15	1431		TELLURIDE	LN	1	1	ASPEN HEIGHTS	PUD	\$ 71,575	1,490
1 FAMILY, NEW CONSTRUCTION-2	ASPEN HEIGHTS CONSTRUCTION,	559	02/09/15	1509		TELLURIDE	LN	1	1	ASPEN HEIGHTS	PUD	\$ 71,575	1,490

City of Norman  
BUILDING PERMITS AND INSPECTIONS

ALL OTHER RESIDENTIAL BUILDING PERMITS  
Issued February 2015 - Sorted by Permit Type

Permit Type	Contractor	Permit #	Issued	Street #	Direction	Street Name	Street Type	Lot	Block	Subdivision	Zoning	Valuation	Project Area
1 FAMILY, NEW CONSTRUCTION-2	ASPEN HEIGHTS CONSTRUCTION,	560	02/09/15	1509		TELLURIDE	LN	1	1	ASPEN HEIGHTS	PUD	\$ 71,575	1,490
1 FAMILY, NEW CONSTRUCTION-2	ASPEN HEIGHTS CONSTRUCTION,	563	02/16/15	1309		TELLURIDE	LN	1	1	ASPEN HEIGHTS	PUD	\$ 71,575	1,490
1 FAMILY, NEW CONSTRUCTION-2	ASPEN HEIGHTS CONSTRUCTION,	564	02/16/15	1309		TELLURIDE	LN	1	1	ASPEN HEIGHTS	PUD	\$ 71,575	1,490
1 FAMILY, NEW CONSTRUCTION-2	ASPEN HEIGHTS CONSTRUCTION,	565	02/16/15	1323		TELLURIDE	LN	1	1	ASPEN HEIGHTS	PUD	\$ 71,575	1,490
1 FAMILY, NEW CONSTRUCTION-2	ASPEN HEIGHTS CONSTRUCTION,	566	02/16/15	1323		TELLURIDE	LN	1	1	ASPEN HEIGHTS	PUD	\$ 71,575	1,490
1 FAMILY, NEW CONSTRUCTION-2	ASPEN HEIGHTS CONSTRUCTION,	567	02/16/15	1433		TELLURIDE	LN	1	1	ASPEN HEIGHTS	PUD	\$ 71,575	1,490
1 FAMILY, NEW CONSTRUCTION-2	ASPEN HEIGHTS CONSTRUCTION,	568	02/16/15	1433		TELLURIDE	LN	1	1	ASPEN HEIGHTS	PUD	\$ 71,575	1,490
1 FAMILY, NEW CONSTRUCTION-2	ASPEN HEIGHTS CONSTRUCTION,	569	02/16/15	1331		TELLURIDE	LN	1	1	ASPEN HEIGHTS	PUD	\$ 71,387	1,436
1 FAMILY, NEW CONSTRUCTION-2	ASPEN HEIGHTS CONSTRUCTION,	570	02/16/15	1331		TELLURIDE	LN	1	1	ASPEN HEIGHTS	PUD	\$ 71,387	1,436
1 FAMILY, NEW CONSTRUCTION-2	ASPEN HEIGHTS CONSTRUCTION,	571	02/16/15	1363		TELLURIDE	LN	1	1	ASPEN HEIGHTS	PUD	\$ 71,387	1,436
1 FAMILY, NEW CONSTRUCTION-2	ASPEN HEIGHTS CONSTRUCTION,	572	02/16/15	1363		TELLURIDE	LN	1	1	ASPEN HEIGHTS	PUD	\$ 71,387	1,436
1 FAMILY, NEW CONSTRUCTION-2	ASPEN HEIGHTS CONSTRUCTION,	573	02/16/15	1409		TELLURIDE	LN	1	1	ASPEN HEIGHTS	PUD	\$ 71,387	1,436
1 FAMILY, NEW CONSTRUCTION-2	ASPEN HEIGHTS CONSTRUCTION,	574	02/16/15	1409		TELLURIDE	LN	1	1	ASPEN HEIGHTS	PUD	\$ 71,387	1,436
1 FAMILY, NEW CONSTRUCTION-2	ASPEN HEIGHTS CONSTRUCTION,	577	02/16/15	1315		TELLURIDE	LN	1	1	ASPEN HEIGHTS	PUD	\$ 71,387	1,436
1 FAMILY, NEW CONSTRUCTION-2	ASPEN HEIGHTS CONSTRUCTION,	578	02/16/15	1315		TELLURIDE	LN	1	1	ASPEN HEIGHTS	PUD	\$ 71,387	1,436
1 FAMILY, NEW CONSTRUCTION-2	ASPEN HEIGHTS CONSTRUCTION,	579	02/16/15	1339		TELLURIDE	LN	1	1	ASPEN HEIGHTS	PUD	\$ 71,387	1,436
1 FAMILY, NEW CONSTRUCTION-2	ASPEN HEIGHTS CONSTRUCTION,	580	02/16/15	1339		TELLURIDE	LN	1	1	ASPEN HEIGHTS	PUD	\$ 71,387	1,436
1 FAMILY, NEW CONSTRUCTION-2	ASPEN HEIGHTS CONSTRUCTION,	581	02/16/15	1311		TELLURIDE	LN	1	1	ASPEN HEIGHTS	PUD	\$ 109,700	1,928
1 FAMILY, NEW CONSTRUCTION-2	ASPEN HEIGHTS CONSTRUCTION,	582	02/16/15	1327		TELLURIDE	LN	1	1	ASPEN HEIGHTS	PUD	\$ 109,700	1,928
1 FAMILY, NEW CONSTRUCTION-2	ASPEN HEIGHTS CONSTRUCTION,	583	02/16/15	1355		TELLURIDE	LN	1	1	ASPEN HEIGHTS	PUD	\$ 109,700	1,928
1 FAMILY, NEW CONSTRUCTION-2	ASPEN HEIGHTS CONSTRUCTION,	584	02/16/15	1411		TELLURIDE	LN	1	1	ASPEN HEIGHTS	PUD	\$ 109,700	1,928
1 FAMILY, NEW CONSTRUCTION-2	ASPEN HEIGHTS CONSTRUCTION,	587	02/16/15	1305		TELLURIDE	LN	1	1	ASPEN HEIGHTS	PUD	\$ 106,850	1,905
1 FAMILY, NEW CONSTRUCTION-2	ASPEN HEIGHTS CONSTRUCTION,	588	02/16/15	1415		TELLURIDE	LN	1	1	ASPEN HEIGHTS	PUD	\$ 106,850	1,905
1 FAMILY, NEW CONSTRUCTION-2	ASPEN HEIGHTS CONSTRUCTION,	589	02/16/15	1401		TELLURIDE	LN	1	1	ASPEN HEIGHTS	PUD	\$ 106,850	1,905
1 FAMILY, NEW CONSTRUCTION-2	ASPEN HEIGHTS CONSTRUCTION,	590	02/16/15	1407		TELLURIDE	LN	1	1	ASPEN HEIGHTS	PUD	\$ 106,850	1,905
1 FAMILY, NEW CONSTRUCTION-2	ASPEN HEIGHTS CONSTRUCTION,	591	02/16/15	1351		TELLURIDE	LN	1	1	ASPEN HEIGHTS	PUD	\$ 82,225	1,827
1 FAMILY, NEW CONSTRUCTION-2	ASPEN HEIGHTS CONSTRUCTION,	592	02/16/15	1351		TELLURIDE	LN	1	1	ASPEN HEIGHTS	PUD	\$ 82,225	1,827
1 FAMILY, NEW CONSTRUCTION-2	ASPEN HEIGHTS CONSTRUCTION,	593	02/16/15	1413		TELLURIDE	LN	1	1	ASPEN HEIGHTS	PUD	\$ 82,225	1,827
1 FAMILY, NEW CONSTRUCTION-2	ASPEN HEIGHTS CONSTRUCTION,	594	02/16/15	1413		TELLURIDE	LN	1	1	ASPEN HEIGHTS	PUD	\$ 82,225	1,827
1 FAMILY, NEW CONSTRUCTION-2	ASPEN HEIGHTS CONSTRUCTION,	596	02/16/15	1319		TELLURIDE	LN	1	1	ASPEN HEIGHTS	PUD	\$ 82,225	1,827
1 FAMILY, NEW CONSTRUCTION-2	ASPEN HEIGHTS CONSTRUCTION,	596	02/16/15	1319		TELLURIDE	LN	1	1	ASPEN HEIGHTS	PUD	\$ 82,225	1,827
1 FAMILY, NEW CONSTRUCTION-2	ASPEN HEIGHTS CONSTRUCTION,	597	02/16/15	1403		TELLURIDE	LN	1	1	ASPEN HEIGHTS	PUD	\$ 82,225	1,827
1 FAMILY, NEW CONSTRUCTION-2	ASPEN HEIGHTS CONSTRUCTION,	598	02/16/15	1403		TELLURIDE	LN	1	1	ASPEN HEIGHTS	PUD	\$ 82,225	1,827
1 FAMILY, NEW CONSTRUCTION-2	ASPEN HEIGHTS CONSTRUCTION,	599	02/16/15	1313		TELLURIDE	LN	1	1	ASPEN HEIGHTS	PUD	\$ 117,800	2,263
1 FAMILY, NEW CONSTRUCTION-2	ASPEN HEIGHTS CONSTRUCTION,	600	02/16/15	1343		TELLURIDE	LN	1	1	ASPEN HEIGHTS	PUD	\$ 117,800	2,263
1 FAMILY, NEW CONSTRUCTION-2	ASPEN HEIGHTS CONSTRUCTION,	601	02/16/15	1347		TELLURIDE	LN	1	1	ASPEN HEIGHTS	PUD	\$ 117,800	2,263
1 FAMILY, NEW CONSTRUCTION-2	ASPEN HEIGHTS CONSTRUCTION,	602	02/16/15	1437		TELLURIDE	LN	1	1	ASPEN HEIGHTS	PUD	\$ 117,800	2,263
1 FAMILY, NEW CONSTRUCTION-2	ASPEN HEIGHTS CONSTRUCTION,	603	02/16/15	1307		TELLURIDE	LN	1	1	ASPEN HEIGHTS	PUD	\$ 115,910	2,303
1 FAMILY, NEW CONSTRUCTION-2	ASPEN HEIGHTS CONSTRUCTION,	604	02/16/15	1359		TELLURIDE	LN	1	1	ASPEN HEIGHTS	PUD	\$ 115,910	2,303
1 FAMILY, NEW CONSTRUCTION-2	ASPEN HEIGHTS CONSTRUCTION,	605	02/16/15	1417		TELLURIDE	LN	1	1	ASPEN HEIGHTS	PUD	\$ 115,910	2,303
1 FAMILY, NEW CONSTRUCTION-2	ASPEN HEIGHTS CONSTRUCTION,	606	02/16/15	1419		TELLURIDE	LN	1	1	ASPEN HEIGHTS	PUD	\$ 115,910	2,303
1 FAMILY, NEW CONSTRUCTION-2	ASPEN HEIGHTS CONSTRUCTION,	607	02/16/15	1423		TELLURIDE	LN	1	1	ASPEN HEIGHTS	PUD	\$ 115,910	2,303
1 FAMILY, NEW CONSTRUCTION-2	ASPEN HEIGHTS CONSTRUCTION,	608	02/16/15	1427		TELLURIDE	LN	1	1	ASPEN HEIGHTS	PUD	\$ 82,225	1,827
1 FAMILY, NEW CONSTRUCTION-2	ASPEN HEIGHTS CONSTRUCTION,	609	02/16/15	1427		TELLURIDE	LN	1	1	ASPEN HEIGHTS	PUD	\$ 82,225	1,827
1 FAMILY, NEW CONSTRUCTION-2	ASPEN HEIGHTS CONSTRUCTION,	611	02/16/15	1441		TELLURIDE	LN	1	1	ASPEN HEIGHTS	PUD	\$ 82,225	1,827
1 FAMILY, NEW CONSTRUCTION-2	ASPEN HEIGHTS CONSTRUCTION,	612	02/16/15	1441		TELLURIDE	LN	1	1	ASPEN HEIGHTS	PUD	\$ 82,225	1,827
1 FAMILY, NEW CONSTRUCTION-2	ASPEN HEIGHTS CONSTRUCTION,	613	02/16/15	1301		TELLURIDE	LN	1	1	ASPEN HEIGHTS	PUD	\$ 109,700	1,928
1 FAMILY, NEW CONSTRUCTION-2	ASPEN HEIGHTS CONSTRUCTION,	614	02/16/15	1371		TELLURIDE	LN	1	1	ASPEN HEIGHTS	PUD	\$ 109,700	1,928
1 FAMILY, NEW CONSTRUCTION-2	ASPEN HEIGHTS CONSTRUCTION,	615	02/16/15	1317		TELLURIDE	LN	1	1	ASPEN HEIGHTS	PUD	\$ 109,700	1,928
1 FAMILY, NEW CONSTRUCTION-2	ASPEN HEIGHTS CONSTRUCTION,	616	02/16/15	1405		TELLURIDE	LN	1	1	ASPEN HEIGHTS	PUD	\$ 106,850	1,905
1 FAMILY, NEW CONSTRUCTION-2	ASPEN HEIGHTS CONSTRUCTION,	617	02/16/15	1367		TELLURIDE	LN	1	1	ASPEN HEIGHTS	PUD	\$ 106,850	1,905
1 FAMILY, NEW CONSTRUCTION-2	ASPEN HEIGHTS CONSTRUCTION,	619	02/16/15	1335		TELLURIDE	LN	1	1	ASPEN HEIGHTS	PUD	\$ 82,225	1,827
1 FAMILY, NEW CONSTRUCTION-2	ASPEN HEIGHTS CONSTRUCTION,	620	02/16/15	1335		TELLURIDE	LN	1	1	ASPEN HEIGHTS	PUD	\$ 82,225	1,827
2 FAMILY, NEW CONSTRUCTION	MCCOWN, TAMMY	307	02/11/15	205	E	BOYO	ST	20	3	STATE UNIVERSITY ADD	R3	\$ 175,000	2,534
2 FAMILY, NEW CONSTRUCTION	MCCOWN, TAMMY	308	02/11/15	205	E	BOYO	ST	20	3	STATE UNIVERSITY ADD	R3	\$ 175,000	2,449
2 FAMILY, NEW CONSTRUCTION	TROWLER, RHONDA	318	02/03/15	722		MONNETT	AVE	11	4	STATE UNIVERSITY ADD	R3	\$ 250,000	1,744
2 FAMILY, NEW CONSTRUCTION	TROWLER, RHONDA	319	02/03/15	724		MONNETT	AVE	11	4	STATE UNIVERSITY ADD	R3	\$ 250,000	1,744
2 FAMILY, NEW CONSTRUCTION	DEAN, CARL R.	7494	02/03/15	209		EMELYN	ST	31	18	CLASSEN-MILLER ADDITION	R3	\$ 200,000	2,495
2 FAMILY, NEW CONSTRUCTION	DEAN, CARL R.	7495	02/03/15	209		EMELYN	ST	31	18	CLASSEN-MILLER ADDITION	R3	\$ 200,000	2,495
3+ FAMILY, NEW CONSTRUCTION-2	N.E. CONSTRUCTION, LLP.	6846	02/05/15	3700	W	TECUMSEH	RD	15	3W	NOT SUBDIVIDED	PUD	\$ 2,624,286	58,646
3+ FAMILY, NEW CONSTRUCTION-2	N.E. CONSTRUCTION, LLP.	6847	02/20/15	3700	W	TECUMSEH	RD	15	3W	NOT SUBDIVIDED	PUD	\$ 1,798,235	39,484
3+ FAMILY, NEW CONSTRUCTION-2	N.E. CONSTRUCTION, LLP.	6849	02/20/15	3700	W	TECUMSEH	RD	15	3W	NOT SUBDIVIDED	PUD	\$ 1,740,581	39,210
3+ FAMILY, NEW CONSTRUCTION-2	N.E. CONSTRUCTION, LLP.	6850	02/05/15	3700	W	TECUMSEH	RD	15	3W	NOT SUBDIVIDED	PUD	\$ 2,551,266	60,543
3+ FAMILY, NEW CONSTRUCTION-2	N.E. CONSTRUCTION, LLP.	6850	02/05/15	3700	W	TECUMSEH	RD	15	3W	NOT SUBDIVIDED	PUD	\$ 3,737,635	81,635
TEMPORARY ROLL-OFF, OTHER	WASTE MANAGEMENT	691	02/13/15	1222	W	LINDSEY	ST	1	3W	NOT SUBDIVIDED	C1		
TEMPORARY ROLL-OFF, OTHER	CITY OF NORMAN-SANITATION	759	02/18/15	2520	W	MAIN	ST	1	1	NORMANDY ACRES #2	C2		
TEMPORARY ROLL-OFF, RESIDENTIAL	CITY OF NORMAN-SANITATION	438	02/06/15	819	N	FINDLAY	AVE	29	2W	NOT SUBDIVIDED	R1		

City of Norman  
BUILDING PERMITS AND INSPECTIONS

ALL OTHER RESIDENTIAL BUILDING PERMITS  
Issued February 2015 - Sorted by Permit Type

Permit Type	Contractor	Permit #	Issued	Street #	Direction	Street Name	Street Type	Lot	Block	Subdivision	Zoning	Valuation	Project Area
TEMPORARY ROLL-OFF RESIDENTIAL	CITY OF NORMAN	491	02/04/15	2409		BROADWELL OAKS	DR	12	1	ROYAL OAKS ADD #7	R1		
TEMPORARY ROLL-OFF RESIDENTIAL	CITY OF NORMAN-SANITATION	494	02/05/15	1440	W	INDIAN HILLS	RD	2	2	BLUE LAKES ADDITION	A2		
TEMPORARY ROLL-OFF RESIDENTIAL	CITY OF NORMAN-SANITATION	501	02/06/15	3120		ISM	RD	13	1W	NOT SUBDIVIDED	A2		
TEMPORARY ROLL-OFF RESIDENTIAL	CITY OF NORMAN	628	02/09/15	4927		OAKBROOK	DR	3	7	WHISPERING HILLS	R1		
TEMPORARY ROLL-OFF RESIDENTIAL	CITY OF NORMAN-SANITATION	659	02/11/15	6513		CROOKED OAK	DR	15	1	FLAMING OAKS ESTATES	RE		
TEMPORARY ROLL-OFF RESIDENTIAL	CITY OF NORMAN-SANITATION	834	02/25/15	783		DEBARR	AVE	51	3	LARSHS UNIVERSITY ADD	R3		
Total Permits		198	Average Valuation		\$ 114,582		Total Valuation		\$ 22,687,147		Average Project Area		2,408 sq ft
											Total Project Area		\$ 476,736
1 & 2 FAMILY STORM SHELTER-3	1 & 2 FAMILY, ADD OR ALTER-2	10	1 & 2 FAMILY, PAVING-2	1 & 2 FAMILY, STORAGE BLDG-2	1 & 2 FAMILY, SWIMMING POOL-3	1 FAMILY, NEW CONSTRUCTION-2	3+ FAMILY, ADD OR ALTER	3+ FAMILY, FIRE REPAIR	2 FAMILY, NEW CONSTRUCTION	1 FAMILY, MANUFACTURED HOME-2	1 & 2 FAMILY, CARPO RT-2		
75		0	6	5	6	83	0	0	6	0	1	198	
\$238,202	\$549,000	\$0	\$32,530	\$101,500	\$303,200	\$7,757,222	\$0	\$0	\$1,250,000	\$0	\$1,000	\$22,687,147	
1 FAMILY, MANUF HOME REPLACE-2		1	3+ FAMILY, FOUNDATION PERMIT-2		3+ FAMILY, NEW CONSTRUCTION-2		3+ FAMILY, NEW CONSTRUCTION-2						
		11	0		0		\$		\$		\$		
			\$2,500				\$12,451,993						

**REVITALIZATION      10C**

## **REVITALIZATION DIVISION**

### **Community Development Block Grant (CDBG) and HOME Investment Partnerships Program**

Funding for FYE 2015 is \$721,987 for CDBG and \$318,067 for HOME. Funding allocations for FYE 2016 were received from HUD; 744,314 CDBG and \$296,211 HOME.

An amendment to the Fifth Year Action Plan was approved at the February 2015 City Council Meeting. This amendment allowed for the increase of funds to assist Food and Shelter with Acquisition of Land in conjunction with the development of a new campus. In addition a new project was approved to correct ADA tripping hazards on existing sidewalks in University Neighborhood. This project will be administered jointly with the Public Works Department.

A New Five-Year Consolidated Plan as well as the First Year Action Plan for the Community Development Block Grant and other HUD Programs has been developed by the CDBG Policy Committee and will be formally approved at the March 4, 2015 Policy Committee Meeting. Both of these documents are scheduled to be considered by City Council at the April 14, 2015 City Council meeting. Once approved by the Policy Committee these documents will be available for Public Comment and posted on the City of Norman web page..

RKG and Associates is underway with the preparation of the Housing Market Analysis and Impediments to Fair Housing Choice studies. A site visit to interview stakeholders for these studies is scheduled the week of March 23<sup>rd</sup>.

Neighborhood projects continue to be coordinated by the Parks Department in the five neighborhood parks with the placement of new park signs at each park. Tree planting is underway in Updegraff, McGeorge, and Cate Parks. Sidewalk replacement is scheduled to the areas surrounding the Senior Citizens Center and June Benson Park to replace deteriorated areas and improve circulation.

#### **CDBG-DR**

Final Acceptance of CDBG DR 13 was approved by the Norman City Council at the February 24, 2015 meeting. Closeout documents have been submitted to ODOC. The total contract price was \$555,300; \$5,300 in Administration funds and \$550,000 for the repair of 108<sup>th</sup> Ave NE and 168<sup>th</sup> Ave NE.

The CDBG DR 14 allocation of funding totaling \$731,712 for this program was accepted at the February 24, 2015 Council Meeting. This funding is allocated for preconstruction costs, administration, engineering, right of way acquisition, etc. for the seven approved projects. There is a two year time frame to complete the preconstruction activities. Once this contract is completed, ODOC will award a second CDBG DR 14 contract in the amount of \$11,322,378 for the construction and administration of these seven projects. The allowable time frame for construction is two years. The total award for the City of Norman is \$12,054,090.

The City of Norman and the Cleveland County Board of Commissioners worked collaboratively on the project submittals to ODOC but each entity will be responsible for

the administration of their own projects. With the same contract methodology as the City of Norman awards, Cleveland County will be awarded a total of \$10,774,160 for preconstruction, administration, and construction costs.

### **Homeless Activities**

The Continuum of Care Steering Committee on homelessness will be ratifying the HUD mandated Governance Documents on March 3, 2015. Included is the RFP process for the submittal of Emergency Solutions Grants scheduled beginning in April 2015.

The Continuum of Care awards for FY2014 were announced in early February. The Cleveland County Continuum of Care was awarded \$358,817 for nine programs. Each program will contract directly with HUD. Performance will be monitored by the CoC.

HUD provides to each CoC a Grant Inventory Worksheet that indicates each renewing grant. This worksheet was reviewed by all parties for accuracy and forwarded to HUD for submittal. The total renewal demand for FY2015 is \$348,554. This is the first step in the FY2015 Continuum of Care funding process. While these funds are not awarded directly to the City of Norman, the City of Norman is designated to Collaborative Applicant by HUD to facilitate this process.

On February 20, the first housing placement report for the Zero: 2016 initiative was made to Community Solutions for the month of January. There were a total of three previously homeless individuals housed; all three met the criteria as chronically homeless, two were veterans. In addition the Take-Down Targets were established and reported to Community Solutions. The Take-Down Target for Chronically Homeless Individuals is 51 placements by December 31, 2016 and for Veterans is 30 placements by December 31, 2015.

One Vision One Voice is continuing with their multi-agency education campaign on homelessness. A project for provision of "Welcome Home Kits" is being implemented to various civic and faith based partners to provide a combination of basic needs and gift cards for those who are moving into housing.

### **Housing Programs**

July 2014 – February 2015:

#### **HOME**

- 4 rehabilitation projects have been completed. All HOME funding for rehabilitation projects have been expended.

#### **CDBG**

- 2 rehabilitation projects have been completed.
- 11 emergency repairs have been completed, 3 under contract.
- 2 accessibility modification projects have been completed, 1 under contract.

#### **EXTERIOR PROPERTY MAINTENANCE GRANTS**

- 38 potential applications received from Code Compliance
- 5 Code Violations self-abated without assistance
- 3 Homeowners assisted with correction of Exterior Property Maintenance Violations (2 driveways, 1 tree removal)
- Remaining 30 Violations are being pursued by Code Compliance



## Social and Voluntary Services Commission

Nineteen Social Service agencies are currently under contract until June 30, 2015. Funding for these special projects was awarded by the Norman City Council in October 2014 after an RFP process. The RFP process for FYE 2016 will begin in May 2015.

## Code Compliance Monthly Stats for February 2015

Code Compliance investigated 375 new code violation cases and 145 of those were proactive. 341 code cases were closed with 408 cases remaining open. 189 Re-inspections occurred as well as 30 additional inspections. City-wide proactive enforcement began on March 15, 2012.

Total New Cases and Number of Proactive Cases for FYE 2015

	Jul	Aug	Sep	Oct	Nov	Dec	Jan	Feb	Mar	Apr	May	June	Totals
Total Cases	861	1214	745	470	360	228	206	375					4459
Proactive Only	382	487	295	194	146	97	115	145					2091

Work Orders, Owner Abatement after Work Order Issued, and Liens Filed FYE 2015

	July	Aug	Sept	Oct	Nov	Dec	Jan	Feb	Mar	Apr	May	June	Totals
Work Orders	67	75	30	18	7	12	4	13					226
Owner Abated	5	12	3	4	2	2	0	2					30
Liens Filed	21	24	52	30	30	0	0	10					167

Signs Removed From Rights-of Ways FYE 2015

	Jul	Aug	Sept	Oct	Nov	Dec	Jan	Feb	Mar	Apr	May	June	Totals
Signs Pulled	40	49	114	182	295	56	61	108					905

## Oil & Gas

Oil & gas inspections continued with 163 operating oil wells. 7 inspections were performed and one Mechanical Integrity Test (M.I.T.) was given.

## Historic District Commission

The Commission met at their regular monthly meeting on February 2, 2015.

Certificates of Appropriateness requests were granted for:

**432 Chautauqua:** construction of a new infill primary structure;

**717 W Boyd:** replacement of 2 sets of rear windows; and

**415 & 415 ½ S Lahoma:** replacement of all windows and doors on the primary structure, alterations to the front porch on the primary structure, removal of a non-original addition to the secondary structure, alterations to the exterior on the secondary structure and the installation of an exterior door on the secondary structure.

The Commission reviewed and gave input on a proposed two story rear addition for the structure at 428 Chautauqua.

Updates on approved active Certificates of Appropriateness:

- 549 S Lahoma – At the trial hearing the last week of February the judge stayed the matter pending a hearing of the matter before the Board of Adjustment.
- 410 Peters – House should be ready to lower the first or second week of March.
- 322 Alameda – Owner plans to begin the window replacement late summer/fall of this year to bring the windows into compliance.
- 727 Chautauqua – Hoping to begin the driveway project over spring break.
- 621 Chautauqua – "Grasscrete" parking should begin in March. Front porch column project should begin soon. The new garage plans are being designed.
- 434 Chautauqua – The rear remodel project is finished. The front porch work is still in progress.
- 635 S Lahoma – The railing is being fabricated.
- 408 Chautauqua – Work has not begun on the rear basement access.
- 645 S Lahoma – Work has not begun – owners are waiting for better weather to begin the fence project.
- 648 S Lahoma – Waiting on better weather to install storm windows and rear parking pad. New front door installed.
- 415 S Lahoma – New windows should be ready to install soon. Owner looking for front door.
- 415 ½ Lahoma – The applicant is working on the demolition permit for the non-original portion of the structure.

There were no 6 month extension requests made.

There were no Certificates of Appropriateness by Administrative Bypass in February.

The FY 2014 CLG program – The Historic Survey of the Southridge Neighborhood is underway with Cynthia Savage dba Architectural Resources & Community Heritage Consulting. The consultant has taken pictures of all the structures in the survey area and is comparing them to pictures taken during previous historic survey.

In addition, staff received a letter in February from the Oklahoma State Historic Preservation Office announcing that the City of Norman has been selected to receive the 2015 State Historic Preservation Officer's Citation of Merit. This special recognition is being given for the co-sponsorship by the City of Norman of Oklahoma's Statewide Historic Preservation Conference held in June 4-6, 2014 in Norman. This award will be presented at the 27<sup>th</sup> Annual Statewide Preservation Conference to be held June 3-5, 2015 in Bartlesville. Staff will be attending the conference and will be on hand to accept the Citation of Merit on behalf of the City.

## **Awards**

At this year's Oklahoma Code Enforcement Association's (OCEA) conference held Lawton, OK on March 5<sup>th</sup> and 6<sup>th</sup>, Joe Schier was awarded the Oklahoma Code Enforcement Association's Officer of the Year. Joe has been a Code Compliance

Officer in Norman for over 9 years. One of the projects mentioned in the nomination letter dealt with Joe's efforts to help neighbors on Cruce Street deal with a continuing dangerous situation in their neighborhood. Congratulations to Joe on receiving this award.

**COMMUNITY DEVELOPMENT BLOCK GRANT  
PROGRESS REPORT  
March 1, 2015**

<u>Project Description &amp; Status</u>	<u>Budget</u>	<u>% Expend- itures</u>
<b>YEARS ONE THRU THIRTY-ONE (FY 1975/06)</b>	<b>\$ 32,212,751</b>	<b>100%</b>
<b>YEAR THIRTY-TWO (FY 2006/07)</b>	<b>\$ 1,480,629</b>	<b>100.00%</b>
All projects completed prior to 7/2014 except those itemized below:		
1. Park Projects (Original budget \$0 + \$79,969 from Streets)	\$ 79,969	100.00%
<b>YEAR THIRTY-THREE (FY 2007/08)</b>	<b>\$ 1,448,917</b>	<b>97.17%</b>
All projects completed prior to 7/2014 except those itemized below:		
1. Street Improvement	\$ 48,181	14.53%
<b>YEAR THIRTY-FOUR (FY 2008/09)</b>	<b>\$ 1,396,192</b>	<b>95.50%</b>
All projects completed prior to 7/2014 except those itemized below:		
1. Park Projects (Original Budget \$0 + \$89,698 from Street Projects)	\$ 100,092	37.05%
<b>YEAR THIRTY-FIVE (FY 2009/10)</b>	<b>\$ 1,503,773</b>	<b>99.07%</b>
All projects completed prior to 7/2014 except those itemized below:		
1. Park Projects	\$ 124,262	88.73%
2. HOME 09	\$ 632,844	100.00%
<b>YEAR THIRTY-SIX (FY 2010/11)</b>	<b>\$ 1,516,000</b>	<b>99.10%</b>
All projects completed prior to 7/2014 except those itemized below:		
1. Park Projects	\$ 131,150	88.73%
<b>YEAR THIRTY-SEVEN (FY 2011/12)</b>	<b>\$ 1,306,077</b>	<b>98.98%</b>
All projects completed prior to 7/2014 except those itemized below:		
1. Neighborhood Projects	\$ 25,000	46.73%
2. Housing Rehabilitation (Original Budget \$413,230 +701 PI)	\$ 413,931	100.00%
<b>YEAR THIRTY-EIGHT (FY 2012/13)</b>	<b>\$ 1,125,147</b>	<b>91.12%</b>
All projects completed prior to 7/2014 except those itemized below:		
1. Neighborhood Projects	\$ 40,000	74.41%
2. Housing Rehabilitation (Original Budget \$381,787 + \$4,844 PI)	\$ 386,631	94.71%
3. HOME 12 (Original Budget \$368,420 + \$13,000 PI)	\$ 381,420	91.59%
<b>YEAR THIRTY-NINE (FY 2013/14)</b>	<b>\$ 1,100,827</b>	<b>59.52%</b>
All projects completed prior to 7/2014 except those itemized below:		
1. Housing Rehabilitation (Original Budget \$497,951)	\$ 497,951	42.38%
2. Admin and Planning	\$ 48,883	14.93%
3. HOME 13 (Original Budget \$339,118+\$20,000 PI)	\$ 319,118	75.35%
<b>YEAR FORTY (FY 2014/15)</b>	<b>\$ 1,040,054</b>	<b>32.07%</b>
(Original Budget \$1,040,054)		
1. CART	\$ 25,000	75.07%
2. Housing Rehabilitation	\$ 167,809	62.40%
3. Neighborhood Improvement Projects	\$ 334,786	3.13%
5. Acquisition of Property	\$ 50,000	0.00%
4. Admin & Planning	\$ 144,392	76.34%
5. HOME 13 (Original Budget \$319,118)	\$ 318,067	0.00%
<b>CDBG DR1</b>		
1. Street and Bridge	\$ 550,000	100.00%

**TARGET AREA PROJECTS NOT COMPLETED**

<u>Project Description &amp; Status</u>	<u>Budget</u>	<u>% Expend- itures</u>
<b>1. CDBG AND HOME Housing Projects</b>	<b>CDBG \$ 386,631</b>	<b>Year 38 94.71%</b>
	<b>\$ 477,951</b>	<b>Year 39 42.38%</b>
	<b>\$ 167,809</b>	<b>Year 40 62.40%</b>

CDBG Housing Programs include the administration for the following:

Deferred Payment Loans, Emergency Repairs, and Accessibility Modifications

2 Deferred Payment Loans Completed

1 Rehabilitation Deferred Payment Loans under contract

11 Emergency Repair Loans Completed

3 Emergency Repair Loans Under Contract

2 Accessibility Modifications Completed

HOME	\$	527,597	2011	100.00%
	\$	381,420	2012	91.59%
	\$	319,118	2013	75.35%
	\$	319,118	2014	0.00%

HOME Housing Programs include the administration for the following:


Reconstruction Program, Deferred Payment loans, Acquisition of Rental Units, Fair Housing, and CHDO Activities

**4 Rehabilitation Deferred Payment Loans Completed**

<b>2. Neighborhood Improvements</b>	\$	79,969	Year 32	100.00%
All funding will be utilized for park improvements in the five	\$	66,179	Year 33	14.53%
neighborhood parks; McGeorge; Cate; Centennial; Updegraff; and in	\$	89,698	Year 34	37.05%
two additional locations in the Larsh/Miller neighborhood	\$	124,262	Year 35	88.73%
Placemaking projects in all five neighborhoods. Street improvements	\$	131,150	Year 36	88.73%
on Porter: Frank - Hughbert. Solar powered speed indicators for Jones	\$	25,000	Year 37	46.73%
at Wilson School.	\$	25,000	Year 38	74.41%
<b>3. Neighborhood Owner Improvement Projects</b>	\$	334,786	Year 40	3.13%
Funds are to assist low income owner occupied residents of the CDBG Target Area correct property code violations				
37 Applications mailed				
0 Projects underway since 07/14				
3 Projects completed since 07/14				
<b>4. Property Acquisition</b>	\$	50,000	Year 40	0.00%
Funds are for the acquisition and or/rehabilitation of property for activities benefitting low income citizens				
<b>4. CART</b>	\$	25,000	Year 40	45.16%
Funds are for bus passes and other transportation services for low to moderate income persons.				
5,639 Passes issued since July 2014.				

**CDBG no longer funds social service agencies, with exception of the bus pass program, beginning with the 14/15 year**

**POLICE 11**



# Administrative Summary

## February



### Operations


	<u>Current</u>		<u>Year-To-Date</u>	
	15	14	15	14
<b>Part I Crimes</b>	<b>323</b>	<b>351</b>	<b>678</b>	<b>770</b>
Murder	0	1	0	1
Rape	3	2	9	5
Robbery	2	7	8	15
Agg. Ass.	4	2	9	8
Burglary	44	59	112	122
Larceny	245	270	485	574
Auto Theft	24	10	54	44
Arson	1	0	1	1
<b>Part II Crimes</b>				
DUI/APC	28	6	76	11
Drunkenness	42	51	96	97
Drug Violations	82	136	206	300
Littering	2	3	4	5
Forgery	25	28	42	60
Vandalism	59	69	112	135
Others	718	780	1,627	1,680
<b>Total Crime</b>	<b>1279</b>	<b>1424</b>	<b>2841</b>	<b>3058</b>
<b>Collisions</b>				
Fatality	1	1	2	1
Injury	40	57	91	115
Non-Injury	119	129	239	263
<b>Miscellaneous</b>				
CAD Activity (Total)	7581	9112	16514	18962
Calls for Service (Police)	5110	5134	9665	9810
Citations	883	1760	2071	3695
Warnings	677	1859	1722	3416
Community Activity (Hours)	174	468	527	1072
Avg Emergency Response Time (Min)	5.90			
Avg Non-Emerg Response Time (Min)	7.36			
Avg Call Time (Hours)	0.8			

## **Crime Free Multi-Housing Program February 2015**

During the month of February 2015, the NPD Crime Prevention Unit was contacted by several apartment managers inquiring about the crime free multi-housing program.

I have scheduled a phase 2 security survey for March. I am also in the process of planning another management training class for the near future.

The Crime Prevention Unit continues to stay in contact with managers that currently are part of the program.



**Teddy Wilson**  
MASTER POLICE OFFICER  
Commission #0615  
[teddy.wilson@normanok.gov](mailto:teddy.wilson@normanok.gov)

**Norman Police Department**  
201-B West Gray St.  
Norman, OK 73069  
(405) 366-5438

**Integrity • Accountability • Mutual Respect • Service Attitude • Partnerships**



**ANIMAL CENTER DIVISION  
PRELIMINARY REPORT FORM  
February 2015**

	FY2015		FY2014	
<b>OPERATIONAL INFORMATION</b>	<b>This Month</b>	<b>Year to Date</b>	<b>This Month</b>	<b>Year to Date</b>
<b>DOGS:</b>				
Number on hand from last month	51		54	
Number impounded this month	101	1002	111	960
Owner relinquish	8	82	9	60
In field pickup	1	14	0	8
Adoption returns	0	15	3	16
Disposal	1	13	4	26
Picked up dead	0	38	2	31
Number redeemed	23	224	19	209
Number adopted to public	48	313	44	346
Number turned to rescues	9	107	20	119
Number euthanized - Adoptable	0	19	1	29
Number euthanized - Non adoptable	6	87	7	105
Number died for unknown reason	1	7	0	2
Number fostered	12	199	16	92
Escaped	0	2	0	2
Total now on hand	52		52	
<b>CATS:</b>				
Number on hand from last month	19		20	
Number impounded this month	41	647	58	769
Owner relinquish	7	64	9	91
In field pickup	1	1	0	29
Adoption returns	0	0	0	3
Disposal	0	2	0	59
Picked up dead	6	69	7	72
Number redeemed	1	22	0	6
Number adopted to public	16	149	10	173
Number turned to rescues	12	148	15	133
Number euthanized - Adoptable	0	30	3	25
Number euthanized - Non adoptable	8	138	17	247
Number died for unknown reason	0	7	3	9
Number fostered	5	103	5	51
Escaped	0	1	1	4
Total now on hand	12		17	
<b>MISCELLANEOUS:</b>				
Domesticated Animals	4	15	0	8
Wildlife	29	537	55	623
<b>TOTAL</b>	<b>33</b>	<b>552</b>	<b>55</b>	<b>631</b>

NOTES:

	FY2015		FY2014	
<b>SAFETY REPORT</b>	This Month	Year to Date	This Month	Year to Date
Injuries on the Job	0	2	0	7
City Vehicle Damaged	0	1	0	0
Vehicle Accidents Reviewed	0	0	0	1
a. Employee Responsible	0	1	0	0
b. Employee Not Responsible	0	0	0	1

<b>PET LICENSES ENFORCEMENT ACTION</b>	This Month	Year to Date	This Month	Year to Date
<b>January to December</b>				
Total Licenses Sold (Annual)	1079	1,954	286	902
Citations Issued (AWO)	0	603	37	182
Citations Issued (Private Citizen)	0	13	1	4
Warnings Issued	0	45	2	25

<b>FINANCIAL INFORMATION</b>	This Month	Year to Date	This Month	Year to Date
10-1531 Amount - dog redemption	\$725.00	\$8,258.00	\$895.00	\$7,415.00
10-1532 Amount-dog adoption	\$2,790.00	\$17,971.00	\$2,580.00	\$19,090.00
10-1531 Amount-cat redemption	\$0.00	\$550.00	\$0.00	\$275.00
10-1532 Amount-cat adoption	\$900.00	\$8,280.00	\$600.00	\$9,255.00
10-1531 Amount-misc. redemption	\$0.00	\$275.00	\$0.00	\$55.00
10-1532 Amount-Misc. adoption	\$0.00	\$170.00	\$0.00	\$35.00
10-1533 Miscellaneous	\$290.00	\$2,733.00	\$405.00	\$7,624.00
<b>TOTAL</b>	<b>\$4,705.00</b>	<b>\$38,237.00</b>	<b>\$4,480.00</b>	<b>\$43,749.00</b>
Donation 010-0000-227.24-31	\$36.00	\$64,599.76	\$329.00	\$23,834.46
Donation account balance		<b>\$84,301.31</b>		<b>\$55,814.96</b>
<b>Liability payback (July to June)</b>	This Month	Year to Date	This Month	Year to Date
<b>2003 Adoption expansion</b>				
Payback Balance	-\$8,693.50		\$9,550.00	
22-L432 Liability - pet licenses	\$4,620.00	\$18,644.50	\$1,652.00	\$14,585.00
<b>TOTAL (New Balance)</b>	<b>-\$13,313.50</b>		<b>\$7,898.00</b>	

**NOTES:**

Replacement CPL \$1.50

SPAY / NEUTER PROCEDURES	FY2015		FY2014	
	This Month	Year to Date	This Month	Year to Date
Dogs	41	235	32	276
Cats	14	133	6	120
<b>TOTAL</b>	<b>55</b>	<b>368</b>	<b>38</b>	<b>396</b>

ANIMAL BITES July to June	FY2015		FY2014	
	This Month	Year to Date	This Month	Year to Date
Dogs	4	33	3	27
Cats	0	8	0	7
Other	0	0	0	1

#### SUMMARY

Dogs returned to the owner prior to coming to the shelter

5	City pet license
0	Rabies tag
2	Microchips
0	Personal ID tag
0	Knew animal do to prior contact
0	Neighbor told officer
0	Lost & Found slip at shelter
<b>7</b>	<b>Total</b>

Incident No.	Offense	Court
2015-01609	City Pet License	Municipal court
2015-01649	City Pet License	Municipal court
2015-01649	City Pet License	Municipal court
2015-01649	Confinement of animal	Municipal court
2015-01649	Confinement of animal	Municipal court
2015-02348	Rabies Vacc/Shots	Municipal court
2015-02348	City Pet License	Municipal court
2015-02348	Rabies Vacc/Shots	Municipal court
2015-02348	City Pet License	Municipal court

Incident No.	Offense	Court
2015-01575	Confinement of animal	Municipal court
2015-01575	City Pet License	Municipal court
2015-01575	Rabies Vacc/Shots	Municipal court
2015-02525	Confinement of animal	
2015-01599	City Pet license	Municipal court
2015-01599	City Pet License	Municipal court
2015-01599	Rabies Vacc/Shots	Municipal court
2015-01599	Rabies Vacc/Shots	Municipal court
2015-02242	City Pet license	Municipal court
2015-02242	Rabies Vacc/Shots	Municipal court
2015-02251	Rabies Vacc/Shots	Municipal court
2015-02251	City Pet License	Municipal court
2015-02251	Rabies Vacc/Shots	Municipal court
2015-02251	City Pet License	Municipal court
2015-01602	City Pet License	Municipal court
2015-01602	City Pet License	Municipal court
2015-01716	Confinement of animal	Municipal court
2015-02006	City Pet License	Municipal court
2015-02006	City Pet License	Municipal court
2015-02006	City Pet License	Municipal court
2015-02006	Rabies Vacc/Shots	Municipal court
2015-02006	Rabies Vacc/Shots	Municipal court
2015-02006	Rabies Vacc/Shots	Municipal court
2015-02071	City Pet License	Municipal court
2015-02071	Rabies Vacc/Shots	Municipal court
2015-02222	Exposure Report	
2015-02223	Exposure Report	
2015-02538	City Pet License	Municipal court
2015-02538	City Pet License	Municipal court
2015-02538	Rabies Vacc/Shots	Municipal court
2015-02538	Rabies Vacc/Shots	Municipal court

Kennel Statistics Report  
Intakes from 02/01/15 to 02/28/15

	DOG	PUPPY	CAT	KITTEN	OTHER	WILDLIFE	TOTAL
<b>TOTAL</b>	<b>75</b>	<b>26</b>	<b>36</b>	<b>5</b>	<b>4</b>	<b>29</b>	<b>175</b>
CONFISCAT	2	2	1	0	0	0	5
CRUELTY	1	0	0	0	0	0	1
POLICE	1	2	1	0	0	0	4
DISPO REQ	1	0	5	0	2	18	26
FIELD	0	0	4	0	2	18	24
OTC	1	0	1	0	0	0	2
EUTH REQ	0	0	0	0	0	5	5
FIELD	0	0	0	0	0	5	5
FOSTER	17	10	6	5	0	0	38
OTC	17	10	6	5	0	0	38
OWNER SUF	8	0	7	0	0	0	15
FIELD	1	0	1	0	0	0	2
OTC	7	0	6	0	0	0	13
STRAY	47	14	17	0	2	0	80
FIELD	27	3	5	0	1	0	36
OTC	20	11	12	0	1	0	44
WILDLIFE	0	0	0	0	0	6	6
FIELD	0	0	0	0	0	6	6

Kennel Statistics Report  
Outcomes from 02/01/15 to 02/28/15

	DOG	PUPPY	CAT	KITTEN	OTHER	WILDLIFE	TOTAL
<b>TOTAL</b>	<b>78</b>	<b>22</b>	<b>42</b>	<b>6</b>	<b>3</b>	<b>29</b>	<b>180</b>
ADOPTION	41	16	23	5	0	0	85
IN FOSTER	7	1	4	0	0	0	12
RESCUE GRP	8	1	12	0	0	0	21
WALKIN	25	14	7	5	0	0	51
WEB	1	0	0	0	0	0	1
DIED	1	0	0	0	0	0	1
AT VET	1	0	0	0	0	0	1
DISPOSAL	1	0	6	0	3	22	32
CREM-PRIV	1	0	0	0	0	0	1
CREM-SHELT	0	0	6	0	3	22	31
EUTH	6	0	8	0	0	6	20
AGGRESSIVE	1	0	0	0	0	0	1
BEH MANAGE	0	0	1	0	0	0	1
BEH SEVERE	3	0	1	0	0	0	4
COND SEVER	2	0	0	0	0	0	2
FERAL	0	0	5	0	0	0	5
ILL SEVERE	0	0	0	0	0	2	2
INJ SEVERE	0	0	1	0	0	0	1
WILDLIFE	0	0	0	0	0	4	4
FOSTER	9	3	4	1	0	0	17
SPACE	9	3	4	1	0	0	17
RTO	20	3	1	0	0	0	24
MICROCHIP	1	0	0	0	0	0	1
PHONE	2	1	0	0	0	0	3
TAG ID	3	0	0	0	0	0	3
WALKIN	14	2	1	0	0	0	17
TRANSFER	0	0	0	0	0	1	1
WILDCARE	0	0	0	0	0	1	1

	TRANSFER
	1
<b>Total</b>	1

Kennel Statistics Report  
Animals On Hand on 02/28/15

	DOG	PUPPY	CAT	OTHER	Total
<b>Total</b>	<b>43</b>	<b>9</b>	<b>12</b>	<b>1</b>	<b>65</b>
CLEAVLAND CNTY	0	0	1	0	1
NORMAN	43	9	11	1	64



# **Spay/Neuter Activity Between 2/1/2015 and 2/28/2015**

	Neuter	Spay	Total
<b>CAT</b>	6	3	9

A016258  
A016772

A016504  
A016815

A016285  
A016872

A016426  
A016961

A016586

	Neuter	Spay	Total
<b>DOG</b>	11	14	25

A016309  
A016385  
A016651  
A016441  
A016619

A015414  
A016397  
A016290  
A015931  
A016834

A016099  
A016516  
A016279  
A016104  
A016945

A016051  
A015258  
A015929  
A016359  
A017003

A016220  
A016171  
A016079  
A016638  
A017004

	Neuter	Spay	Total
<b>KITTEN</b>	4	1	5

A015993

A016561

A016065

A016474

A016475

	Neuter	Spay	Total
<b>PUPPY</b>	8	8	16

A015981  
A016631  
A016850  
A017051

A016388  
A016697  
A015980

A016526  
A016632  
A015982

A016156  
A016642  
A015986

A016650  
A016778  
A017024

## **PUBLIC WORKS**

**12**

DEPARTMENT OF PUBLIC WORKS  
MONTHLY PROGRESS REPORT  
CITY OF NORMAN, OKLAHOMA  
February, 2015

---

**ENGINEERING DIVISION**

**DEVELOPMENT**

The Development Coordinator processed 2 Final Plats (Ultimately for Development Committee) and 6 Final Plats for Planning Commission; and 2 Preliminary Plats, 1 Release of Easment, and 4 Final Plats for City Council review. The Development Engineer reviewed 31 sets of construction plans and 6 punch lists. There were 225 permits reviewed and/or issued. Fees were collected in the amount of \$19,395.57.

**CAPITAL PROJECTS**

**State Highway 9 – 24<sup>th</sup> Avenue SE to 36<sup>th</sup> Avenue SE**

The State Highway 9 Widening Project is a \$9.6 million highway improvement project awarded to Allen Contracting of Oklahoma City. The project began on July 7, 2014 and will be completed in April 2015. The construction contract allows the contractor to earn early completion incentive pay at \$7,000 a day with a maximum of 90 days, for an early completion date of January 2015. The Oklahoma Department of Transportation (ODOT) is administering the construction of this project.

When the project is complete, the roadway will be widened to four lanes with a center median, intersection improvements at 24<sup>th</sup> Avenue SE, signalization of Technology Place, John Saxon Boulevard and 36<sup>th</sup> Avenue SE, improved drainage and a new bridge over a Dave Blue Creek tributary. The Oklahoma Department of Transportation will be administering the construction of the project.

The contractor's activities this month are as follow:

- Completed the earthwork on 24<sup>th</sup> Avenue SE and 36<sup>th</sup> Avenue SE
- Continue earthwork on State Highway 9
- Continue paving the north lanes of State Highway 9

**Interstate Drive East Extension**

The Interstate Drive East Extension Project is a \$3.9 million roadway construction project that will extend Interstate Drive north from Conference Drive and tie into 24th Avenue NW at Corporate Center Drive. When the project is complete, a new road will be constructed with curb and gutter, a modern roundabout will be added, storm water system improvements and add a signalized intersection at 24th Avenue NW. The project was awarded on April 22, 2014 to Silver Star Construction Company. The project began construction on May 20, 2014 and it is substantially complete.

**Cedar Lane Road – 12<sup>th</sup> Avenue SE to ½ mile east of 24<sup>th</sup> Avenue SE**

The Cedar Lane Road Widening Project is an \$8.1 million roadway construction project awarded to Duit/TTK construction of Oklahoma City. The contractor will start work on the project on June 23, 2014 and will be complete in May 2015. The project involves the construction of a new four-lane roadway that will include five foot bike lines on each side of the road. The project will also include improvements to 12<sup>th</sup> Avenue SE and 24<sup>th</sup> Avenue SE as they approach Cedar Lane Road, improve the BNSF railroad crossing and resurface U.S. Highway 77 on the north and south sides of Cedar Lane Road. Signalization of the 12<sup>th</sup> Avenue SE and Cedar Lane Road intersection will also help relieve traffic congestion at peak travel times during the day. The Oklahoma Department of Transportation (ODOT) is administering the construction of this project.

The contractor's activities this month are as follows:

- Continue installing the storm water system along Cedar Lane Road
- Continue installing concrete pavement east of 24<sup>th</sup> Avenue SE
- Started to remove the asphalt adjacent to the BNSF Railroad
- Started to install the new BNSF Railroad at-grade crossing

**FYE 2015 Concrete Projects**

Construction of a curb ramps and sidewalk to meet current ADA standards on "Sidewalk Accessibility Project - Phase 1" This project will create an accessible pedestrian route from the Library to the Willows Apartments along University Boulevard. Project is 60% complete. Project is expected to be complete on March 16th.

**STORMWATER MANAGEMENT PROGRAM:**

- EC Inspections – 114 Inspections (58 sites)
- 69 Construction Sites Active
- 4 Earth Change Permits Issued
- Citizen Calls – 3 (9 YTD)
- Detention Pond Inspections – 4 (9 YTD)
- Held Builders Workshop at Carrington Lakes Clubhouse February 20, 2015.
- Solicited and Received Bids for completion of Brookhaven Creek Improvement Project.
- Made selection of Meshek and Associates for the Lower Imhoff Creek H&H Study.

**FLEET DIVISION**

The Fleet Management Division Activity Report shows a comprehensive summary of the activity during the month, broken down into 3 subgroups: Fuel Report, Maintenance Report, and Productivity Report.

**Fuel Report**

Purchases: The Inventory fuel and Outside fuel purchases are added together for each category of fuel - Unleaded gasoline, Diesel fuel, and CNG.

*Monthly Progress Report*  
*Public Works (February 2015)*

Amount Sold: The amount of Inventory fuel and Outside fuel disbursed to city divisions are shown.

Price Per Gallon: For Inventory Purchases, each time a purchase is made the invoice information, such as quantity and total price is receipted into the Faster system. The Faster program then tallies the information and decides on a price-per-gallon for that purchase. The monthly high and the monthly low price-per-gallon for unleaded gasoline and diesel fuel are shown.

**Maintenance Report**

Repair Parts Sold: This shows the amount of money spent on repair parts for vehicles during the month.

Tires Sold: This shows the amount of money spent on tires for city vehicles during the month.

Total Parts Sold: This is the sum of Repair Parts and Tires Sold added together.

Sublet Repairs: This is the amount spent on outside repairs during the month.

Road Calls: This is the amount of times Fleet was called out to retrieve/repair a vehicle.

Preventative Maintenance Services: This is the amount of times a vehicle failed to make the appointed preventative maintenance service and had to be rescheduled.

Total Work Orders: This is the amount of work orders for the entire month.

Year to Date Work Order Total: This is the amount of work orders for the entire year.

**Productivity Report**

Direct Labor Hours: Each mechanic's total direct labor hours are shown. Then the direct labor hours are tallied together. After that the total available hours are shown to assess productivity.

Productivity Goal: When mechanics are productive at 70%, meaning that 70% of their day was spent actually working on vehicles, the City of Norman is in equilibrium. We are able to use the money generated from their direct labor to pay wages, benefits and the utilities.

Actual Productivity: This is the average percent of all the mechanics' total productivity during the available working hours for the month.

**STREETS**

**ASPHALT OPERATIONS**

168<sup>TH</sup> NE B/ROCK CREEK RD AND TECUMSEH RD DRIVEWAY APPROACHES

401.73 tons of asphalt

**DEEP PATCH OPERATIONS**

WEBSTER B/APACHE AND EUFAULA

133.71 tons of asphalt

### **OTHER**

#### **CITY OF NORMAN PARKS DIVISION REEVES PARK ACCESS OVERLAY**

113.98 tons of asphalt

#### **LINE MAINTENANCE GRAT STREET WATER LINE BREAK STREET REPAIR**

75.14 tons of asphalt

#### **ROUTINE CITY PATCHING OPERATIONS**

This month approximately 120.00 tons of asphalt was utilized in routine city patching.

### **STORM WATER**

#### **CONCRETE OPERATIONS**

##### **COMANCHE STREET INLET REPAIR**

Repairing storm water inlet. Placed 24 cubic yards of concrete and hauled 32 tons debris.

##### **320 FALCON COURT**

Performed erosion repair to storm water culvert pipe. Sealed joints and placed 1 ton of select material.

#### **DRAINAGE OPERATIONS**

##### **SUMMIT LAKES PARK**

Sealing joints of concrete drainage pipe and placed 1 ton select material.

### **OTHER**

#### **SNOW/ICE CONTROL OPERATIONS**

Crews performed snow/ice control operations in the urban area.

##### **TECUMSEH ROAD**

Performing erosion repair to roadside drainage ditch at Tecumseh Road and 72ND Avenue N.E.  
Hauled concrete rubble from Lindsey Yard.

##### **NORTH PORTER AVENUE**

Pushing/leveling construction debris at dumpsite.

##### **VENTURE DRIVE ISLANDS**

Removing deteriorated brick in islands on Venture Drive. Hauled 1,040 tons debris and hauled 915 tons of select material.

##### **ROADSIDE MAINTENANCE**

Trimming trees on roadside right-of-ways in the rural area and hauled 23 tons of debris/wood chips.

*Monthly Progress Report*  
*Public Works (February 2015)*

DRAINAGE MAINTENANCE

Removed 1 tons debris/sediment and trimmed trees in drainage right-of-ways in the urban area.

URBAN/RURAL LITTER PROGRAM

Removed 2.19 tons of trash/debris from urban/rural right-of-ways.

URBAN STREET SWEEPING OPERATIONS

Urban street sweeping operations, a total of 289 miles were swept resulting in the removal of approximately 172 tons of debris from various curblane streets.

STORM WATER MANAGEMENT

Cleared 10 inlets of debris from drainage right-of-ways in the urban/rural area.

**SERVICE EFFORTS AND ACCOMPLISHMENTS FYE 2015**

<b>STREET DIVISION</b>					
	<b>FYE 2015 February, 2015</b>	<b>FYE 2015 February, 2015</b>	<b>Year to Date</b>	<b>Year to Date</b>	<b>FYE 2015</b>
<b>PERFORMANCE INDICATORS</b>	<b>ACTUAL</b>	<b>PER CENT</b>	<b>ACTUAL</b>	<b>PER CENT</b>	<b>PROJECTED</b>
Distribute work order requests to field personnel within one day.	99%	99%	99%	99%	99%
Patch 100% of all potholes smaller than one cubic foot within 24 hours (tons of material used)	367.69	100%	636.49	100%	95%
Overlay/pave 10 miles per year.	-	0%	12.57	126%	100%
Replace 1,160 square yards of concrete pavement panels	-	0%	1,081.50	93%	100%
Grade all unpaved alleys two (2) times per year. (approximately 210 blocks)	10.00	2%	80.00	19%	50%
Grade all unpaved public roads eight (8) times a year. (approximately 21 miles)	42.00	25%	336.00	200%	100%

<b>STORM WATER DIVISION</b>					
	<b>FYE 2015 February, 2015</b>	<b>FYE 2015 February, 2015</b>	<b>Year to Date</b>	<b>Year to Date</b>	<b>FYE 2015</b>
<b>PERFORMANCE INDICATORS</b>	<b>ACTUAL</b>	<b>PER CENT</b>	<b>ACTUAL</b>	<b>PER CENT</b>	<b>PROJECTED</b>
Distribute work order requests to field personnel within one day.	99%	99%	99%	99%	99%
Mechanically sweep 500 curb miles per month (lane miles)	289.00	58%	2,714.00	45%	50%
Inspect and clean 100% of the urban drainage inlets three times per year. (approximately 5,000 locations)	10.00	0%	5,626.00	38%	70%
Mow 190 ROW-miles of Urban right-of-way, eighteen times per year (miles)	-	0%	118.50	3%	85%
Mow 148 miles of Rural Right-of-way twice per year (miles)	-	0%	889.75	301%	50%
Mow 2,271,548 sq.feet of open drainage ways, six times per year	-	0%	8,388,824.00	62%	80%
Apply chemical vegetative control to 160 urban/rural ROW-miles twice per year	-	0%	47.50	15%	65%



# **FEBRUARY 2015**

## **DEVELOPMENT COORDINATION, ENGINEERING, AND**

## **PERMIT REVIEW**

FY 14-15 Associated Fees

### **Subdivision Development:**

**Planning Commission/Dev Comm Review:**    This Month    Last Month    Total

\*Norman Rural Cert of Survey..0  
 \*Final Plats.....2  
 \*Preliminary Plats.....6  
 \*Short Form Plat.....0

### **City Council Review:**

Certificate of Survey.....0  
 Preliminary Plat.....2  
 Final Plats.....4  
 Consent to Encroach.....0  
 Easement.....0  
 Release of Easement & ROW..1  
 Certif. of Plat Correction.....0

### **Development Committee:**

Final Plats.....0	\$8,575.00	\$3,895.00	\$36,135.00
-------------------	------------	------------	-------------

### **Permits Reviewed/Issued:**

(includes Offsite Construction fees)

\*\*Single Family.....25  
 \*\*\*Commercial.....22  
 Multi-Family.....83  
 Addition/Alteration.....10  
 House Moving.....3  
 Paving Only.....6  
 Storage Building.....6  
 Swimming Pool.....6  
 Storm Shelters.....57  
 Public Improvements.....4  
 Temporary Encroachments.....1  
 Fire Line Pits/Misc.....1  
 Flood Plain (@\$100.00 each).....1

	\$100.00	\$0.00	\$600.00
<b>Total Permits.....</b>	<b>\$10,720.57</b>	<b>\$1,351.02</b>	<b>\$85,731.71</b>
<b>Grand Total.....</b>	<b>\$19,395.57</b>	<b>\$5,246.02</b>	<b>\$122,466.71</b>
<b>****Construction Plan Review occurrences</b>	<b>31</b>	<b>35</b>	<b>198</b>
<b>*****Punch Lists prepared.....</b>	<b>6</b>	<b>8</b>	<b>51</b>

\* All Final Plat review completed within ten days.....PI # 13  
 \*\* All Single Family Permits were reviewed and completed within three days.....PI # 10  
 \*\*\* All Commercial Permits were reviewed and completed within seven days.....PI # 11  
 \*\*\*\* All Construction Plans were reviewed within ten days.....PI # 12  
 \*\*\*\*\*All Punch Lists prepared within one day of Final Inspection.....PI # 8

## **FEBRUARY 2015**

### **DEVELOPMENT COORDINATION, ENGINEERING, AND PERMIT REVIEW**

**KEN DANNER/TODD McLELLAN/DREW  
NORLIN**

	NUMBER OF INSTANCES	PERCENTAGE ACHIEVED
PI #8 PREPARE DEVELOPMENT PUNCH LIST WITHIN 1 DAY OF FINAL INSPECTION	6	100%
PI #10 SINGLE FAMILY BLDG PERMIT REVIEW W/I 3 DAYS	25	100%
PI #11 COMMERCIAL BLDG PERMIT REVIEW W/I 7 DAYS	22	100%
PI #12 CONSTRUCTION PLAN REVIEW W/I 10 DAYS	31	100%
PI #13 FINAL PLAT REVIEW COMPLETED WITHIN 10 DAYS	8	100%

# FLEET MANAGEMENT ACTIVITY REPORT

February

FYE 2015

## FUEL REPORT IN GALLONS

	UNLEADED PURCHASED	DIESEL PURCHASED	CNG PURCHASED
Internal pumps	19,570.00	23,620.00	19,288.00
Outside - sublet	383.34	309.30	0.00
<b>TOTAL</b>	<b>19,953.34</b>	<b>23,929.30</b>	<b>19,288.00</b>

TOTAL	UNLEADED CONSUMED	DIESEL CONSUMED	CITY CNG CONSUMED	PUBLIC CNG CONSUMED
Consumption	18,260.70	21,825.20	9,236.25	10,051.75

FYE 2015 TO DATE CONSUMPTION				
TOTAL	UNLEADED CONSUMED	DIESEL CONSUMED	CITY CNG CONSUMED	PUBLIC CNG CONSUMED
Consumption	165,150.83	196,463.55	70,550.86	133,645.75

INTERNAL PRICE PER GALLON:					EXTERNAL PRICE PER GALLON:				
UNLEADED	High	\$1.95	Low	\$1.50	UNLEADED	High	\$2.54	Low	\$1.71
DIESEL	High	\$2.02	Low	\$1.75	DIESEL	High	\$3.03	Low	n/a
CNG	High	n/a	Low	\$0.85	CNG	High	n/a	Low	n/a

## MAINTENANCE REPORT

REPAIR PARTS SOLD	\$54,045.71
TIRES SOLD	\$12,805.24
<b>TOTAL PARTS SOLD</b>	<b>\$66,850.95</b>

## PUBLIC CNG SALES

February	\$17,356
<b>FYE 2015 TO DATE</b>	<b>\$224,551</b>

SUBLET REPAIRS \$27,768.93

Life To Date CNG Sales:  
TOTAL SOLD GALLONS TO DATE: 455,247  
TOTAL SOLD DOLLARS TO DATE: \$659,637

COMBINED SHOPS	Fiscal			
	CURRENT MONTH	LAST MONTH	TWO MONTHS AGO	YEAR TO DATE
ROAD SERVICE	25	27	13	142
EMERGENCY ROAD CALLS	5	4	7	47
PM SERVICES	120	119	134	762
DISASTER REPAIRS	0	0	0	0
WORK ORDERS	412	381	355	2,560
SCHEDULED REPAIRS	83	80	61	505
NON SCHEDULED REPAIRS	215	191	183	1,277

Light Shop	Fiscal			
	CURRENT MONTH	CURRENT MONTH	LAST MONTH	YEAR TO DATE
ROAD SERVICE	3	3	2	44
EMERGENCY ROAD CALLS	1	1	0	11
PM SERVICES	80	74	86	435
DISASTER REPAIRS	0	0	0	0
WORK ORDERS	192	198	194	239
SCHEDULED REPAIRS	42	49	33	239
NON SCHEDULED REPAIRS	85	86	90	605

Heavy Shop	Fiscal			
	CURRENT MONTH	CURRENT MONTH	LAST MONTH	YEAR TO DATE
ROAD SERVICE	22	24	11	121
EMERGENCY ROAD CALLS	4	3	7	35
PM SERVICES	40	45	48	391
DISASTER REPAIRS	0	0	0	0
WORK ORDERS	220	183	161	1,456
SCHEDULED REPAIRS	41	31	28	270
NON SCHEDULED REPAIRS	130	105	93	817

**FLEET MANAGEMENT**  
Mechanic Productivity  
Report

FYE 2015

February

MECHANIC	DIRECT LABOR HOURS	PRODUCTIVITY		INDIVIDUAL PRODUCTIVITY	
		GOAL	ACTUAL	DIFFERENCE	
# 001	101.73	72%	78.3%	6.3%	
# 002	94.05	72%	79.6%	7.6%	
# 003	122.38	72%	70.3%	-1.7%	
# 004	108.89	72%	87.5%	15.5%	
# 005	128.13	72%	77.4%	5.4%	
# 006	1.78	72%	100.0%	28.0%	
# 007	109.36	72%	72.2%	0.2%	
# 008	71.44	72%	85.3%	13.3%	
# 009	110.12	72%	81.0%	9.0%	
# 010	87.57	72%	78.4%	6.4%	
# 011	185.59	72%	85.2%	13.2%	
# 012	152.43	72%	84.1%	12.1%	
# 013	88.85	72%	81.8%	9.8%	
# 014	67.47	72%	82.0%	10.0%	
# 015	17.89	72%	65.9%	-6.1%	
# 022	136.76	72%	84.3%	12.3%	

DIRECT LABOR HOURS

1584.44

TOTAL AVAILABLE HOURS

1976.12

PRODUCTIVITY GOAL

72.0%

ACTUAL PRODUCTIVITY

80.2%

as of 3/4/2015

## To Reschedule PM Service: 292-9708 Heavy & Light Equipment

### Equipment Late for PM by Equipment Number

Unit #	Description	Division	Latest Meter	Due at Meter	Meter Past	Scheduled DATE	SHOP	SERVICE
2007	2010 Dixie Excaltiber	Fire Suppression	94	90	4	27-Feb	Light Shop	PMA
0430T	1995 Belshe T18	Park Maintenance	1	1	0	26-Feb	Light Shop	PMA
1151	2010 Ford Crown Victoria	Police Patrol	42,098	42,090	8	26-Feb	Light Shop	PMA
1146	2010 Ford Crown Victoria	Police Patrol	67,523	67,519	4	12-Feb	Light Shop	PMA
1109	2014 Ford Interceptor	Police Patrol	9,178	9,169	9	12-Feb	Light Shop	PMA
1199	2009 Ford Crown Victoria	Police Patrol	39,481	39,477	4	17-Feb	Light Shop	PMA
1222	2010 Ford Crown Victoria	Police Patrol	34,032	34,030	2	26-Jan	Light Shop	PMA
0289	2009 John Deere Z510A	Sanitation Compost	PAST DUE	PAST DUE	PAST DUE	26-Feb	Light Shop	PMA
0281	2006 Chevy 1500 P/U	Sanitation Compost	261,246	261,239	7	2-Feb	Light Shop	PMA
0157	1999 Honda Generator	Street Maintenance	1	1	0	26-Jan	Light Shop	PMA
0124	2014 Ford F250	Street Maintenance	98,889	98,874	15	20-Feb	Light Shop	PMA
0592	2012 John Deere	WRF Operations	175	172	3	3-Mar	Light Shop	PMA
<b>Rescheduled:</b>								
<b>Rescheduled for:</b>								
					0			
					0			

5TH MISS - 1 YEAR PAST DUE

## Missed Preventive Maintenance

	COMPLETED FYE 14	PENDING FYE 14	TO DATE FYE 15	PENDING FYE 15
CITY COUNCIL	0	0	0	0
BUILDING MAINTENANCE	1	0	0	0
CUSTODIAL	0	0	0	0
FIRE ADMINISTRATION	3	0	1	0
FIRE TRAINING	0	0	1	0
FIRE PREVENTION	6	0	5	0
FIRE SUPPRESION	2	0	9	1
FIRE DISASTER PREPAREDNESS	4	0	0	0
ANIMAL CONTROL	8	0	4	0
POLICE ADMINISTRATION	2	0	0	0
POLICE STAFF SERVICES	7	0	5	0
POLICE CRIMINAL INVESTIGATIONS	8	0	10	0
POLICE PATROL	36	0	43	5
POLICE SPECIAL INVESTIGATIONS	4	0	1	0
POLICE COMMUNICATIONS	0	0	1	0
METER SERVICES	2	0	2	0
INFORMATION TECHNOLOGY	0	0	0	0
ENGINEERING	1	0	2	0
FLEET MANAGEMENT	0	0	0	0
STREET MAINTENANCE	11	0	7	2
STORM WATER	8	0	2	0
TRAFFIC	0	0	1	0
PARK MAINTENANCE	9	0	4	1
PARKS & RECREATION	1	0	2	0
FORESTRY	0	0	0	0
PLANNING	0	0	0	0
PLANNING CDBG	0	0	0	0
DEVELOPMENT SERVICES	0	0	0	0
CODE COMPLIANCE	0	0	0	0
WATER PLANT	1	0	2	0
WATER RECLAMATION	1	0	0	1
UTILITIES - ENVIRONMENTAL	0	0	0	0
LINE MAINTENANCE ADMIN.	0	0	0	0
WATER LINE MAINTENANCE	11	0	1	0
SEWER LINE MAINTENANCE	5	0	1	0
SANITATION ADMINISTRATION	0	0	0	0
SANITATION RESIDENTIAL	5	0	1	0
SANITATION COMMERCIAL	10	0	6	0
SANITATION TRANSFER	8	0	4	0
SANITATION COMPOST	5	1	9	2
SANITATION RECYCLE	2	0	3	0
SANITATION YARD WASTE	3	0	2	0
<b>TOTALS</b>	<b>164</b>	<b>1</b>	<b>129</b>	<b>12</b>

**CITY OF NORMAN**  
**DEPARTMENT OF PUBLIC WORKS-TRAFFIC CONTROL DIVISION**  
**MONTHLY PROGRESS REPORT**

<b>FEBRUARY 2015</b>	<b>PROJECTED GOAL</b>	<b>THIS MONTH</b>			<b>YEAR TO DATE</b>		
		Number of Requests	Goal Met	Percentage Met	Number of Requests	Goal Met	Percentage Met
Provide initial response to citizen inquiries within 2 days	100%	52	52	100%	503	503	100%
Provide information requested by citizens within 7 days	95%	52	52	100%	503	503	100%
Complete traffic engineering studies within 45 days.	99%	0	0	100%	0	0	100%
Review subdivision plats, construction traffic control plans, traffic impact statements, and other transportation improvement plans within 7 days.	95%	62	62	100%	390	390	100%
Worker Hours Per Gallon of Paint Installed.	0.80	Gallons	Worker Hours	Percentage	Gallons	Worker Hours	Percentage
		0	0	1.00	1311	468	0.36
Thermoplastic legend, arrows, stop bars & crosswalks installed.	4-6 Installations per day per 2 person crew. 100%	Crew Work Days	Total Installations	Average	Crew Work Days	Total Installations	Average
		0	0	0.00	13.41	179	13.35
Preventative Maintenance on each traffic signal once a year. Approximately 11 will be performed each month.	100%	Number Performed	Goal Met	Percentage Met	Number Performed	Goal Met	Percentage Met
		13	13	100%	127	127	100%
Response to reports on traffic signal malfunctions within one hour.	99%	Number of Reports	Goal Met	Percentage Met	Number of Reports	Goal Met	Percentage Met
		30	30	100%	262	262	100%
Response to reports of sign damage:	Percentage						
<i>High Priority</i> Stop or Yield Signs within one hour	99%	7	7	100%	59	59	100%
<i>Lower Priority</i> all other signs within one day	90%	67	67	100%	418	418	100%
<i>Street Name Signs</i> within two weeks	90%	80	80	100%	255	255	100%
Percent of work hours lost due to on the job injuries.	<.01%	Total Work Hours	Work Hours Lost	Percentage Met	Total Work Hours	Work Hours Lost	Percentage Met

## **UTILITIES**

**13**



## Monthly Report

### February 2015

#### Line Maintenance:

##### Division Fiscal Year 2014 Capital Projects

- Brownwood Lane – 100% Complete
- Crawford Ave. - 100% Complete
- Buckingham Ln – 100% Complete
- Comanche St. - 100% Complete
- Peters Ave. – 20% Complete

##### Division Fiscal Year 2015 Capital Projects

- Rancho Dr. – 100% Complete
- Knollwood St. – 100% Complete
- Cimarron Drive – 75% Complete
- W. Symmes St. – 10% Complete

Water Line Breaks for the Month – 10

Total obstruction service requests for month February - 28

- Private Plumbing: 24
- City Infrastructure: 4
- Sanitary Sewer Overflows: 0

##### D Lift Station Flows:

- Days - 28
- Average daily flow: .94 MGD.
- Average total flow: 26.32 MG

#### Wastewater Projects:

Canadian River TMDL Study (Project WW0044): Project considers ten (10) wastewater dischargers to the Canadian River from above OKC to below Lexington. Most of the dischargers are considering upgrades or improvements to Wastewater Treatment Plants (Water Reclamation Facilities). The project group selected a consultant who completed a Quality Assurance Project Plan (QAPP); QAPP was approved by EPA, Region 6 (EPA 6) in Dallas on 3/25/10; sampling for testing began 7/1/10 from selected sites along the river; Interim Modeling Report submitted through ODEQ to EPA 6 in December 2011; comments received from EPA 4/11/12; iterative reports and subsequent ODEQ comments received September 2012, March 2013 and August 2013; additional delay awaiting decisions on final discharge location(s) by other project entities. New Revised Projection Simulations received on 2/24/14; all parties concurred with results. However, project was delayed again due to errors in the modeling program code; actual final modeling results received 7/8/14; all parties again concur with results. Print version received 10/8/14; data and model sent to EPA6 for technical review only, not final approval. Next steps forward: ODEQ will issue public notice for Water Quality Management Plan revisions and 45 day comment period, then submit entire package to EPA6 for approval. Future new permits must concur with final results. Payments totaling \$268,495 of \$268,644 or 99+% have been approved.

Royal Oaks Force Main Rehab (WW0062): Project will replace 2,260 feet of 16-inch ductile iron force main installed in 1984 along 24<sup>th</sup> Avenue NE, from near Alex Plaza Drive across Alameda to its termination at an existing manhole to be replaced. NUA staff is coordinating with Public Works staff on their bond project to widen 24<sup>th</sup> Avenue NE. NUA approved On-call Professional Services expenditure with Cardinal Engineering on 2/28/15; survey is complete; no permits required; 50% plans due in sixty (60) days.

SE Bishop Interceptor, Phase 2B (Project WW0267): Project will increase size of interceptors serving SE Norman, and has been completed in phases. Construction of 2B, Section 1 complete March

2007; Section 2A & 2B complete August 15, 2013; Section 2C consists of approximately 5,500 LF of 24-inch sewer located south of Highway 9 between Pebblebrook Park and Classen Boulevard. Project advertised 1/2/2014; received bids 1/23/14; Krapff-Reynolds Construction Company low: \$1,064,690 with six (6) other bidders; award and contract approved by NUA 2/11/14; pre-work meeting held 2/13; Notice to Proceed effective 2/24; all work complete 1/31/15. Change Order No. 1 (CO1) increasing contract amount by \$28,319 approved by City Manager 3/3/15. Final change order and project acceptance will be presented to the NUA in April; payments totaling \$1,081,092 of the revised contract total of \$1,093,009 or 99% have been processed.

Woodcrest Interceptor (WW0120): Project will replace and upsize the existing Woodcrest interceptor from north of Tecumseh Road running SW to near Porter Avenue and Rock Creek Road. Final project design by RJN Group is under review; staff final comments submitted during December; easements are in hand; expecting final plans and contract documents from RJN soon; project should bid in March.

Sewer Maintenance Project FYE12 (WW0070): Annual project will replace about 32,320 feet (over 6 miles) of residential sanitary sewer lines, and rehabilitate or replace about 120 manholes in the area bounded by Boyd to the north, Imhoff Creek to the west, Timberdell to the south, and Elm to the east. The NUA approved an on-call contract with Lemke on 1/22/13; bid advertisement 8/7 & 8/14/14; opened bids 8/28/14 with PM Construction and Rehab, LLC, of Pasadena, TX, providing low bid of \$2,577,053. Award and contract approved by NUA on 10/14/14; ; pre-work meeting held, and Notice to Proceed effective 12/3/14; contractor finally began work 3/9/15, 96 days late; payments totaling \$0 of \$2,577,053 or 0% processed.

Sewer Maintenance Project FYE13 (WW0200): Annual project will replace about 37,000 feet (about 7 miles) of residential sanitary sewer lines and rehabilitate or replace over 200 manholes in the area bounded by Lindsey Street to the North, Bishop Creek to the West, Imhoff Road to the South, and 24th Ave SE to the East. Project advertised for bid 2/5 & 2/12/15; five (5) bids opened 2/26/15 with Urban Contractors of OKC low at \$2,873,020. Acceptance of bids, and award of contract will be presented to the NUA on 3/24/15; payments totaling \$0 of \$2,873,020 or 0% processed.

Sewer Maintenance Project FYE14 (WW0202): Annual project may rehabilitate over 47,000 feet (9 miles) of sewers and over 230 manholes in the area bounded by Robinson to the North, Sherry to the West, Main Street to the South, and Berry to the East, excluding Dakota & Iowa, which were in the 2009 project area. Alternates may also be bid, but are not finalized; NUA approved on-call surveying contract with Lemke 10/28/14; NUA video inspection complete 11/12/14; staff in-house preliminary design is in progress.

Woodcrest Interceptor (WW0120): Project will replace and upsize the existing Woodcrest interceptor from north of Tecumseh Road running SW to near Porter Avenue and Rock Creek Road. Permits are in hand. Easement acquisition is nearing completion; supplemental TV survey complete by Line Maintenance; final plan review scheduled with RJN Group 11/19/14; project should bid in February.

Wastewater Flow Monitoring Project (WW0042): HDR Engineering approved 04/13/10 for completion of city-wide flow monitoring, and calibrating the new Wallingford Infoworks wastewater model to simulate the affect a 5-year design storm. Thirty-two flow meters and ten rain gauges utilized to collect dry and wet weather flow data; Flow Monitoring Report received 12/21/10. Sewer sub-basin maps reviewed to determine proper loading information under 2025 Plan and corresponding population equivalents. Loading data transmitted to HDR in 04/25/12 so modeling can begin. Model development workshop held 03/14/13; capacity analysis report received 05/07/13. Collection system improvements report received 04/28/14 and is under review. Payments totaling \$541,387 of \$576,699 processed.

Phase 2 South WRF Improvements (WW0065): Preliminary design contract with Garver for preparation of Engineering Report (ER) approved 03/08/11. ER finalized and submitted to DEQ 11/18/11; Garver and staff met with DEQ on numerous occasions and DEQ approved 5 variances.. Final ER submitted to DEQ on 03/29/13 and was approved 06/27/13. Garver Amendment No.1 for final design and bidding approved 06/12/12. Final design documents for Phase 2 Improvements were submitted to DEQ 08/01/13 and DEQ approved the P&S on 11/26/13. Floodplain permit submitted 10/15/13 and was approved

by the City of Norman on 04/05/13. Garver Amendment No. 2 for construction administration, inspection, and operation and maintenance manuals approved by NUA on 04/22/14.

Public Meeting on proposed rate hike held 08/12/13 and the vote passed on 11/12/13 by an approximate majority of 76%. NUA approved Resolution 1314-89 authorizing loan application submission to OWRB; \$50.3 million loan approved by OWRB on 04/15/14.

Phase 2 WRF Improvements project expands design capacity from 12 to 17 MGD, rehabilitates OLDER EQUIPMENT and adds ultra violet disinfection, effluent aeration and odor control technologies. Five prime contractors were pre-qualified and bids were opened 03/27/14. Bids were received from three and the NUA approved award to Archer Western Construction, LLC of Irving, TX on 04/22/14. Contract and bonds approved by NUA 05/13/14.

Archer Western Construction, LLC began construction of the Phase 2 Improvements on June 2, 2014. All work is scheduled to be complete by November 18, 2016. The following briefly summarizes the work completed this period:

- Headworks/Screening: replacement parts for existing screens ordered; electrical conduits for new control system being installed to NW of structure.
- Influent Flow Measurement Structure: no work date
- Primary Clarifiers 1, 2, 3 and 4: basins inspected to ensure new mechanisms are properly sized; will demolish clarifier mechanisms in the future, one at a time.
- RBC and Bio-Tower structures: removal is complete.
- Aeration Basins 4, 5 and 6: new transformer at Westside LS installed; working to relocate Transformer 6 (Blower Building) to allow excavation to begin (existing electrical conduit must be abandoned). Relocation of 36-inch storm water bypass line on-going.
- Final Clarifiers 5 and 6: Continued dewatering; demolition essentially complete. Steel piers and shoring installed along east side of FC's; excavation of both clarifiers nearing completion. Sludge piping and center structure on FC#5 and #6 complete; mud slab poured over 80% of FC#6.
- RAS/WAS Pump station excavation complete; bottom slab and several walls in place.
- UV/Post Aeration Facility: steel shoring and dewatering wells installed; excavation and base slab complete; 80% of exterior walls and 50% of interior walls complete; steel and concrete placement for walls continues. Will begin backfilling against exterior walls soon
- Outfall Structure and 66-inch Outfall Piping: access road and 54-inch bypass complete. New structure complete with exception of final backfill. 66-inch outfall piping delivered; approximately 99% of piping installed and tested to date. Disposal of trash excavated from construction on top of landfill as per DEQ is complete; additional cover materials also stockpiled on landfill.
- Sludge Blending Tank: old Co-Generation Facility, slab and sludge tank removed by AW; base slab for new storage tank installed.
- Sludge Thickeners: completed electrical conduit installation to and within Main Control Building.
- Digester Modifications: sludge removal from Digester 4 complete, removal from digester 2 to begin April 1.
- Standby Generators: approval of generator submittals complete, electrical conduit to Blower building generator ongoing.
- Odor Control: submittals ongoing; no work to date.
- Pay Estimate No. 9 was submitted in the amount of \$1,605,242 for total of \$12,957,048 or 26.6% of the contract amount.
- 269 calendar days or 29.9% of the 900 calendar day contract time has been consumed. Monthly Progress Meeting No. 10 was held 02/25/15.

South WRF Consent Order from DEQ: OPDES permit issued in July 2010 included deadline of July 2013 for implementing disinfection at the WRF. Staff and DEQ have negotiated Consent Order (CO) #13-077; CO#13-077 approved by NUA on 09/12/14 including the following tasks:

- Submit SEP project and schedule 11/30/14
- Complete disinfection improvements 01/01/16
- Attain compliance with fecal coliform limits 07/01/16
- Complete Phase 2 improvements 01/01/17
- Attain compliance with Ammonia and TSS limits 07/01/17

North WRF Engineering Report (WW0204):: This new project will investigate the cost of new facilities for wastewater treatment, disposal, and solids management at a new North Water Reclamation Facility (WRF). Differing treatment alternatives will be evaluated for discharge to either the Little River or the Canadian River. Request for Proposal RFP 1213-12 was issued 07/24/12 and consultant proposals are due 08/27/12. The proposed WRF site is located NW of the intersection of 12th Ave. NE and Franklin Road. Request for Proposal RFP 1213-12 was issued 07/24/12 and proposals were received from 4 consultants on 08/27/12. The review committee of 5 staff members selected the team of HDR and Alan Plummer and Associates to prepare the engineering report. NUA approved contract and work scope 01/08/13 but work delayed for 45 days; kickoff meeting held 02/26/13. Amendment No. 1 to HDR contract was considered by Finance Committee in April and will not be forwarded to the NUA for consideration. NUA and HDR staff conducted North WRF alternative treatment technology screening workshop on 05/29/13; alternative technologies were developed for three potential discharge locations. Technical Memorandum No. 1 received 08/01/13 and documents the reasoning for potential discharge limits and treatment technologies proposed prior to more detailed alternative development. Staff provided comments on TM-1 to HDR 08/29/13. Received draft version of TM-2 including cost estimates for 4 treatment and discharge alternatives from the future North Water Reclamation Facility. Staff met with HDR Engineering on 12/17/13 to discuss draft version of TM-2 and provide input regarding non-economic ranking of alternatives. Staff provided comments on TM-2 06/10/14; draft ER received 2/27/15 and is under review.

Effluent Reuse at Compost Facility (WW0058): A non-potable water system allowing reuse of treated effluent at the WRF is in place. Disinfected wastewater effluent may also be used, if permitted by the ODEQ, for irrigation purposes offsite such as at the Compost Facility south of the WWTP. Wastewater reuse can reduce water demand and delay the need for expensive water supply projects.

This project will install piping to the compost facility and examine the need to upsize the non-potable water pumps. Contract K-1213-54 for preparation of Engineering Report (ER) with Alan Plummer and Associates (APAI) approved 09/06/12. After numerous meetings with DEQ; ER for Compost Facility Reuse submitted to DEQ 09/04/13. DEQ comments addressed and ER approved on 09/23/14; APAI contract amendment for final design and construction administration approved by NUA 01/27/15; design work initiated.

Lindsey Street SS Rehab (WW0207): Project will rehabilitate approximately 2,900 LF 18 and 21-inch interceptor along Lindsey between McGee and Berry prior to re-construction of Lindsey Street under the widening project. Design contract with RJN approved by NUA 01/13/15. Draft Plans received 02/05/15. Expect to advertise project on 02/19/15; conduct pre-bid on 03/03/15 and open bids 03/12/15; Apparent low bidder was Insituform at \$362,844

## **Water Projects:**

Segment D Waterline, Phase 2: Crafton, Tull & Associates, Inc. has completed final design for the Phase 2 project and plans to utilize Highway 9 right-of-way has been delayed by ODOT. The permit to construct from ODOT has not been renewed. Alternative routes for the waterline are being investigated.

Master Meter Installations: The new meters have been purchased. Locations of the new meters are being finalized with field inspections. The project has been bid with Central Contracting Services, Inc. being the low bidder. Construction is delayed indefinitely.

Waterline replacement: Bishop Creek (WA0199): Project will replace a failed 12" Ductile Iron water main under Bishop Creek near the west terminus of Cedar Lane Road. On 1/28/14 the NUA approved budget transfers from other nearly complete projects to fund waterline replacement. On 1/29/14 staff issued

a survey and design work order to Lemke under their On-call Services Contract; survey work complete, design in progress. Concept layout was approved about 3/30. Fifty percent (50%) complete plans received 4/9; comments returned to CP&Y 4/23; Ninety percent (90%) plans received 6/9; comments returned about 10/29/14; revised documents received 2/3/15 and are under review in preparation to advertise for bids.

Raw Waterline, Phase I (WA0051) – Design was prepared by Garver Engineers. Red Cliff, Inc. began September 27, 2010 and was scheduled to complete by June 24, 2011. They have installed all pipe and only lack connection vaults at both ends. Staff delayed the project due to high water demand during the summer and Change Order #1 was executed and signed by all parties. After excavating the WTP vault site, it was realized that the existing 1960's concrete pipe was a special fabricated curved pipe which was not anticipated by staff or the consultant in design. Therefore, our consultant has asked the contractor to reconsider utilizing ductile iron fittings as opposed to the original recommendation of fiber glass fittings. Increase pricing received was higher than original by \$86,575. Contractor and staff met and have not been able to resolve a resolution to move the project forward. Staff is consulting with legal department to aid in handling project talks. Staff was unable to get the contractor to complete vaults. NUA legal staff engaged talks with the contractor's attorney and were unsuccessful. Legal prepared a letter ending the contract and sent to contractor as well as bonding company. Staff rebid the project to complete the vaults and bids were opened 1/11/13. BRB was low bidder at \$788,505. Work began 2/27/13 and was substantially complete by July 2013. One major leak found due to a failed pipe was repaired. The line still has a small leak and in an attempt to save money, staff will order a repair once the leak surfaces. Project is complete and final payment has been made to contractor. Staff will closeout project once all accounts are reconciled.

Water Treatment Plant Expansion – Phase II is underway. This phase will include the installation of ozone treatment, UV treatment, an upgrade of the old high service pumps that supply pressure to the pressure plane, on-site chlorine generation, new ammonia feed system, and additional SCADA improvements. An ozone pilot study began October 2012 and was complete March 2013. The study was valuable and will be presented to Council January 2014. Total costs are estimated at \$33,540,000. The design contract is underway and was approved by NUA May 22, 2012. Council was update with engineering plans and pilot plant results on July 8, 2014.

Waterline Relocation: I-35 Widening (WA0196): Unbudgeted project necessitated by ongoing widening of I-35. Total budget of about \$500,000 estimated for replacing three waterlines associated with the I-35 project (24-inch at Briggs Street, 12-inch at Brooks Street and 12-inch at 24th Avenue SW and Highway 9). Team of SAIC/Poe and Associates will prepare design plans as an amendment to the Lindsey Street widening project. ODOT expected to reimburse waterline relocation costs at end of project. NUA approved design contract with SAIC and ODOT relocation agreements on 10/22/13. Design is underway. ODOT has required I-35 crossing at Briggs Street to be deepened to 28 feet below grade; construction costs will increase approximately \$450,000. Project advertised 04/29/14 and three bids were opened 05/22/14; Matthews Trenching was the low bidder at \$997,875. NUA approved contract on 06/10/14; work began 06/11/14 and must be complete by 09/01/14. Bore and encasement and waterline installation complete at 24th SW and at Brooks Street and at Briggs Street. NUA approved Final change order #1 and project acceptance on 12/23/14. NUA submitted 1st reimbursement request to ODOT and \$840,780 has been reimbursed by ODOT; staff will soon submit another request to ODOT.

Waterline Relocation: Robinson Under I-35 (WA0195): RFP 1314-28 distributed to consultants on 09/06/13; 14 proposals received 10/09/13. APAI was selected as most qualified for the project the NUA approved preliminary design contract on 01/28/14. Kickoff meeting held 02/14/14 with consultant, NUA and Public Works staff. Staff met with representatives of ODOT. Draft report received 04/18/14; meeting held 04/30/14 to discuss alternative ranking matrix. Staff provided comments to APAI on draft engineering report on 7/31/14. Final ER received 09/25/14. APAI Amendment 1 for final design approved by NUA 10/14/14; kickoff meeting held 11/05/14; draft design plans received 01/26/15 and are being reviewed.

Berry Road Waterline Replacement: Poe and Associates are developing final design plans. The project will be split into two phases with Phase 1 being a half mile along Lindsey. Staff is considering using

Fusible PVC pipe for this installation. Final design is complete. Plans have been submitted to ODEQ for approval. Bids were opened January 22 for the first which runs along Lindsey from Chatauqua to Berry and then north approximately 400 feet. Staff will award the bid to Central Contracting in March. Construction should begin shortly thereafter.

Water Line Replacement, Berry Road (WA0305): This project will install 13,500 feet of 16-inch waterline along Berry between Robinson and Lindsey then east on Lindsey to Chatauqua. Design contract with Poe & Associates approved 05/14/11. Poe submitted draft design report on 09/23/11 and revised design report received 12/16/11; estimated construction costs are almost double staff estimates. Staff has advised Poe to proceed with final design; \$1,500,000 in additional construction funding approved in FYE13 budget. 50% design plans received 06/05/12 and are under review. The project will be split into two phases which will allow directional drilling for portions of Lindsey Street. Plans are currently being revised.

Water Storage Tank (WA0293): Originally, this project proposed construction of a new 2 MG water storage facility in SE or SW Norman. However, through water modeling completed under project WB0134, the most appropriate location for new storage was found to be in the high-pressure zone in NE Norman. Staff has considered various locations and comparing costs of ground versus elevated storage. Staff submitted a memo to the NUA regarding the siting of the proposed water storage tank on 12/30/13. The NUA approved engineering contract with PEC on 01/14/14 for design of the 1 MG elevated storage tank just northeast of the intersection of Robinson and 24th NE. Design drawings submitted to DEQ 08/22/14 and permit received 09/15/14. Advertised project on 02/05/15; pre-bid scheduled for 02/19/15 and bids were opened 03/05/15. OGE easement for new power lines to tower site approved by NUA 01/13/15; power have been installed by OGE. Landmark Structures is the low bidder and the NUA will consider award and contracts on 03/24/15.

#### **RECOUPMENT PROJECTS:**

WWTP Investment Fee/Wastewater Excise Tax: Staff calculated the Wastewater Excise Tax on 9 commercial entities this month. This resulted in assessments made upon 4 entities whose project did not increase wastewater flows. A total of \$9,304.42 was assessed on the remaining 5 entities.

NW Sewer Study: 36th Interceptor & Force Main Payback projects established in 1998/1999: Because of abandonment of Carrington LS, two resolutions reducing number of parcels requiring payback approved 01/10/12. Collected \$3,307.58 during FYE12 from new Wal-Mart Market. Annual payback to investors for collections through end of FYE12 approved by NUA on 08/14/12. Releases for many properties now served by North interceptor system projects were filed of record.

Sewer Service Area 5 Payback: Payback project established by R-0304-13 for NUA share of sewer improvements along Highway 9 from the Summit Valley Lift Station to the USPS.

Sewer Service Area 5 Payback: Payback project established by R-0304-13 for NUA share of sewer improvements along Highway 9 from the Summit Valley Lift Station to the USPS. Staff is working with the developer to establish the city share of sewer improvements in Summit Valley Section 2 Addition. The NUA desires that 1,300 feet of sewer be enlarged from 8-inch to 15-inch to allow Eastridge and Siena Springs lift stations to be decommissioned in future.

North Porter Waterline Payback: Payback project established 04/12/05 for 12-inch waterline constructed by Calvary Free Will Baptist Church along Porter Avenue from Tecumseh Road north 1,530 feet. Total payback to date is \$0.00 of potential \$61,177.

36th Avenue NW Waterline Payback: Payback project established 08/24/99 for NUA construction of 24-inch waterline along 36th Avenue NW from Tecumseh Road to SE 34th in Moore. Awaiting payback from Harvest Church; total payback to date is \$64,739.

24th Avenue NW Waterline Payback: Payback project established 04/22/08 for NUA construction of 24-inch waterline along 24th Avenue NW from convention center to Tecumseh Road. NEDC and City of Norman have been advised of need to pay for connection of new roadways along 24th Avenue NW. NEDC made payment of \$5,885.46 on 06/30/14; total of \$60,398 collected to date.

Post Oak Lift Station Payback: Payback project approved 04/14/09 for sewer and lift station improvements to serve the Links development as well as other properties in SE Norman. Construction is complete and final payback costs approved 01/25/11. Cedar Lane development is considering revision to preliminary plat and purchase of excess sewer capacity from Links.

Interstate Drive Waterline Payback: NUA approved new payback project on 04/22/14 for waterline improvements in University North Park in conjunction with the extension of Interstate Drive. Construction is to begin in May.

Summit Valley Interceptor Payback: Staff is working with developers to establish new payback project for sewer improvements in Summit Valley Addition. The NUA desires that approximately 2,000 feet of sewer be enlarged to elimination of proposed Stone Lake LS and allow Eastridge and Siena Springs lift stations to be decommissioned in future. NUA was expected to consider payback project on 05/27/14 but applicant has chosen to withdraw the land use and zoning application. Project will be delayed or cancelled.

#### **DEVELOPMENT PLAN REVIEW:**

As shown on the attached spreadsheet, staff reviewed 18 sets of water and sewer development plans this month. During this fiscal year, staff has reviewed a total of 96 sets of plans with an average review time of 8.4 days. Staff's goal is to review 90% of these plans in less than 10 days and, to date, staff has achieved this 76% of the time.

# DEVELOPMENT PLAN REVIEW DEVELOPMENT PLAN REVIEW

February 2015

Received by Utilities	Name	Description	Engineer	Returned by Utilities	Action	Days to Return	Greater than 10 Days?
2/10/2015	Destin Landing	Preliminary Plat	SMC	2/16/2015	Returned	6	0
2/10/2015	Vintage Creek	Preliminary Plat	SMC	2/16/2015	Returned	6	0
2/10/2015	Legacy Business Park	Final Plat	SMC	2/16/2015	Returned	6	0
2/10/2015	Park Hill Addition Section 3	Final Plat	SMC	2/16/2015	Returned	6	0
2/10/2015	Stone Lake Addition	Preliminary Plat	Morris Engineering	2/16/2015	Returned	6	0
2/10/2015	North Point Addition	Preliminary Plat	Survey Solutions	2/16/2015	Returned	6	0
2/10/2015	East Park Crossing Sec II	Preliminary Plat	Huitt-Zollars	2/16/2015	Returned	6	0
2/10/2015	Ruppert's 2nd Addition	Preliminary Plat	Hale	2/16/2015	Returned	6	0
2/16/2015	Women's Health Care Building	Sewer	SMC	3/3/2015	Returned	15	1
2/17/2015	Highland Village Addition Section 9	Water	SMC	3/3/2015	Returned	14	1
2/17/2015	Highland Village Addition Section 9	Sewer	SMC	3/3/2015	Returned	14	1
2/17/2015	Eagle Cliff Addition Section 15	Water	SMC	3/3/2015	Returned	14	1
2/17/2015	Eagle Cliff Addition Section 15	Sewer	SMC	3/3/2015	Returned	14	1
2/20/2015	UNP 2A Shops Lot 2, Block 1, UNP Section IV	Utility	SMC	3/3/2015	Returned	11	1
2/23/2015	Middle Earth	Sewer	Cedar Creek	3/3/2015	Returned	8	0
2/24/2015	West Main Lofts	Sewer	SMC	3/3/2015	Returned	7	0
2/24/2015	West Main Lofts	Water	SMC	3/3/2015	Returned	7	0
2/26/2015	UNP 2B Shops Outparcel 9B UNP Section VI	Utility	SMC	3/3/2015	Returned	5	0

## FYE15 Data

Average Days to Return =	8.4
Number of Plans Reviewed	96
Plan Review > 10 days	23
Percentage Reviewed < 10 Days	76%
Goal for Review < 10 Days	90%
	8



Utilities Administration  
Monthly Capital Projects Report

Project Information				Design Information				Construction Information							
Project Number	Project Name	Engineer	Contract Number	Design Total	Total to Date	% Comp	Contract Number	Contractor	Adjusted Amount	Amount Paid	Percent Change	Scheduled Complete	Scheduled % Complete	Actual Complete	Completion Date
WA0039	Boyd Tower Resurfacing	EST, INC	0910-176	111,800	\$37,000	33%	1112-01	Classic Protective Coatings	\$437,400.00	\$447,390.00	0.00%	6/4/1900	100%	102%	
WA0051	Raw Waterline, Phase 1	Garver Engineers	0607-96	309,600	\$309,600	100%	0910-170	Red Cliff, Inc.	\$3,171,711.00	\$2,315,026.00	0.00%	6/24/2011	100%	73%	
WA0187	Pendleton Area Waterline	Cardinal	1112-112	84,550	\$81,225	96%		Central Contracting Services, Inc.	\$949,224.00	\$949,224.00	1.61%	4/21/2014	100%	100%	5/1/2014
WA0199	Bishop Creek Waterline Replacement	Lemke/CP&Y	0910-55	21,850	\$13,030	60%		T.B.D.				0 NA			
WW0044	WWTP Canadian River TMDL	ACOG/Guernsey	0910-185	268,844	\$256,818	96%		N/A	\$0.00	\$0.00		0 NA			
WW0062	Royal Oaks Force Main Rehabilitation	Cardinal	T.B.A.	-				T.B.D.	\$0.00	\$0.00		0 NA			
WW0070	Sewer Maintenance Project FYE 2012	Staff / Lemke	0910-55	73,580	\$71,875	98%	K-1415-26	PM Construction & Rehab	\$2,577,053.00	\$0.00	0.00%	12/2/2015	28%	0%	
WW0120	Interceptor Improvements, Woodcrest	R/JN Group	0405-159	133,849	\$113,641	85%		T.B.D.	\$0.00	\$0.00		0 NA			
WW0200	Sewer Maintenance Project FYE 2013	Staff / Lemke	0910-55	69,415	\$50,203	72%		T.B.D.	\$0.00	\$0.00		0 NA			
WW0202	Sewer Maintenance Project FYE 2014	Staff / Lemke	0910-55	69,520	\$0	0%		T.B.D.	\$0.00	\$0.00		0 NA			
WW0267	Interceptor Bishop Ph 2B Sect 2C	CP&Y	0304-147	147,463	\$145,069	98%	K-1314-107	Krapf-Reynolds Construction	\$1,064,690.00	\$903,429.00	0.00%	8/23/2014	100%	85%	
WW0011	WW Flow Metering Phase 2	NA	-	-	\$0	\$0	0405-116	R/JN Group	\$154,244.00	\$130,981.80	0.00%	0 NA		85%	
WW0248	SS Emergency Repairs	NA	NA	N/A	\$0	\$0		Sewer Line Maintenance staff	\$100,000.00	\$7,288.00	0.00%	0 NA		7%	
WA0198	Franklin Road Waterline Relocation	Through Public Works		-	NA			Central Contracting Services, Inc.	\$44,800.00	\$0.00	0.00%	0 NA		0%	
WA0305	Berry Road WL Replacement Phase 1	Poe & Associates	0910-61	172,000	\$122,500	71%		Central Contracting Services, Inc.	\$0.00	\$0.00		0 NA			
WA0305	Berry Road WL Replacement Phase 2	Poe & Associates	0910-61	-	NA							0 NA			
WB0127	Phase 2 Wells	CH2M Hill	0607-109	400,800	\$337,697	84%		NA	\$0.00	\$0.00		0 NA			
WB0140	FYE08 12-inch Waterline	Staff / Lemke	0910-55	-	\$83,709		1011-123	Red Cliff, Inc.	\$1,178,194.00	\$1,055,035.54	0.00%	10/27/2011	100%	90%	
WB0141	FYE08 16-inch Waterline	Staff / Lemke	0910-55	-	\$11,646		1011-123	Red Cliff, Inc.	\$294,548.00	\$226,808.66	0.00%	10/27/2011	100%	77%	
WB0184	Waterline Segment D, Phase 2	Crafton Tull	0607-55	95,625	\$81,429	85%		Future	\$0.00	\$0.00		0 NA			
WW0262	Tecumseh Interceptor	Garver Engineers	0506-53	28,178	\$23,971	85%		Central Contracting Services, Inc.	\$0.00	\$0.00		0 NA			
WA0173	Master Meter Replacement	Staff	NA	-			PC#208124	Badger Meter Inc	\$88,144.80	\$88,145.00	0.00%	0 NA		100%	
WA0173	Master Meter Replacement	Staff	NA	-				Central Contracting Services, Inc.	\$0.00	\$0.00		0 NA			
WA0174	Strategic Water Supply Plan	Carollo	1112-114	394,447	\$394,447	100%		NA	\$0.00	\$0.00		0 NA			
WA0182	Waterline Segment A, Phase 1	PEC	0607-122	175,465	\$175,465	100%		delayed	\$0.00	\$0.00		0 NA			
WA0195	Robinson/L-35 Waterline Replacement	Alan Plummer	01314-110	398,500	\$165,959	42%		Future	\$0.00	\$0.00		0 NA			
WA0196	L-35 Waterline Relocations	SAIC	1314-66	82,000	\$45,000	73%	K-1314-119	Mathews Trenching Co., Inc.	\$1,056,100.00	\$1,056,100.00	5.83%	9/1/2014	100%	100%	8/28/2014
WA0293	HPP Water Storage Tower	PEC	1314-98	218,900	\$159,000	73%		Future	\$0.00	\$0.00		0 NA			
WB0184	Waterline Segment D, Lindsey	SAIC/Poe & Associates	1314-66	81,000	\$55,700	69%	K-1415-103	McKee Utility Contractors	\$2,130,885.00	\$0.00	0.00%	9/18/2015	-4%	0%	
WW	Lindsey Street SS Rehab	R/JN Group		73,800	\$45,000	61%	K-1415-92	Instatorm Technologies	\$576,699.00	\$541,378.00	0.00%	1/9/2011	100%	94%	
WW0042	Wastewater Flow Monitoring	(see construction)		18,700	\$18,700	100%	0910-164	HDR Engineering/R/JN Group	\$0.00	\$0.00		0 NA			
WW0050	WRF Effluent Truck Wash	Alan Plummer	1213-54	45,800	\$37,410	82%		Future	\$0.00	\$0.00		0 NA			
WW0058	Effluent Reuse at Composting Facility	Alan Plummer	1213-54	9,432,700	\$5,315,937	56%		Archer Western Construction LLC	\$48,822,550.00	\$12,957,048.00	0.00%	11/18/2016	32%	27%	
WW0065	WRF Phase 2 Expansion	Garver	1011-148	249,935	\$217,005	87%		NA	\$0.00	\$0.00		0 NA			
WW0204	North WRF Engineering Report	HDR/Alan Plummer	1213-134												

**FEBRUARY 2015  
ENVIRONMENTAL SERVICES DIVISION  
MONTHLY REPORT**

<b>INSPECTIONS</b>	<b>February</b>	<b>Year to date</b>
Fats, oil and grease (FOG) program	29	318
Food license renewal	5	22
Significant Industrial Users	0	18
<b>Total inspections</b>	<b>34</b>	<b>358</b>

<b>ROUTINE ACTIVITIES</b>	<b>February</b>	<b>Year to date</b>
Line Maintenance calls	0	0
Significant Industrial User sites sampled	1	23
Required annual 40 CFR Part 122, Appendix D, Table II monitoring completed (%)	100%	100%
Required annual 40 CFR Part 122, Appendix D, Table III monitoring completed (%)	25%	75%
Household hazardous waste disposal calls	10	147

<b>REVENUE</b>	<b>February</b>	<b>Year to date</b>
FOG Program	\$9,900.00	\$26,350.00
Surcharge	\$14,797.12	\$51,298.69
Lab Analysis Recovery	\$1,670.00	\$14,208.00
Industrial Discharge Permit	\$0.00	\$3,500.00
<b>Total revenue</b>	<b>\$26,367.12</b>	<b>\$95,356.69</b>

**ENVIRONMENTAL CONTROL ADVISORY BOARD (ECAB)**

1. Provided routine staff support including minutes, attending meetings, and researching information
2. Created street signs to promote protecting the Lake Thunderbird watershed pending approval by the Central Oklahoma Master Conservancy District
3. Staff is assisting board and the Big Event with a public education campaign to distribute door hangars.
4. Staff met with Big Event personnel to plan the public education campaign.
5. ECAB members developed water conservation tips and practices to be distributed to the media.
6. ECAB was selected a finalist for the Keep Oklahoma Beautiful Environmental Excellence Award for their public education efforts and several members and staff attended the banquet.
7. ECAB has started plans for the annual poster contest.
8. Staff met with Loveworks to plan the poster display for the April 2nd Friday Night Artwalk.

**LOCAL EMERGENCY PLANNING COMMITTEE (LEPC)**

1. Provided routine staff support, minutes, attending meetings

**MISCELLANEOUS ACTIVITIES**

1. Purchased recycling containers for special events. Containers used by Memorial Marathon, Earth Day and Norman Music Festival, Summer Breeze, MidSummer Night Fair and Groovefest
2. Worked Phase II of Fats, Oils and Grease Program (FOG) - to include University businesses, fraternities, sororities, nursing homes
3. As of February 2015, approx. 115,000 of grease/solids did not enter the sanitary sewer in FYE 15 as a result of the FOG program.
4. Staff working with different departments to increase energy efficiency-i.e turning off computers, duplex printing, printing, anti-idling, methane recovery, replacing pumps with variable speed drives.
5. DEQ and staff are working on a statewide effort with the Product Stewardship Institute to initiate take-back programs similar to the recent paint take-back program in Oregon.
6. Created flyers for distribution to citizens regarding oil and grease in the sewer
7. Staff assisting the Water Reclamation Facility and the Water Treatment Facility with their Tier 2 reports
8. The planning stage for the Earth Day Festival to be held April 19th has begun.
9. Represented the City of Norman at the Chamber of Commerce Greenovation Committee meeting
10. Sampling domestic wastestream for technically based local limit development
11. Started plans for Gray Water Workshop
12. Staff is assisting with the Backflow Prevention Program.
13. A Pretreatment Compliance Inspection was performed on the Pretreatment Program by DEQ.
14. Staff attended the Water Environment Summit held by OML.

CITY OF NORMAN				
DEPARTMENT OF UTILITIES				
LINE MAINTENANCE DIVISION				
MONTHLY PROGRESS REPORT				
SEWER MAINTENANCE				
	FYE 15		FYE 14	
February, 2015	MONTH	YTD	MONTH	YTD
City Responsibility	4	29	4	19
Property Owner Responsibility	24	200	24	197
TOTAL	28	229	28	216
Number of Feet of Sewer Cleaned:				
Cleaned	75,020	900,815	97,150	841,363
Rodded	6,770	36,755	400	7,145
Foamed	0	99,470	0	96,463
TOTAL	81,790	1,037,040	97,550	944,971
Sewer Overflows:				
Rainwater	0	0	0	0
Grease/Paper/Roots	0	0	0	2
Obstruction	0	10	1	3
Private	0	4	1	8
Other (Lift Station, Line Break, etc.)	0	0	0	1
Total Overflows	0	14	2	14
Feet of Sewer Lines Televised	18,332	125,223	5,133	84,939
Locates Completed	179	2,693	307	2,872
Manholes:				
Inspected	700	6,162	550	4,520
New	0	0	0	0
Rebuilt	0	0	0	0
Repaired	0	0	0	0
Feet of Sewer Lines Replaced/Repaired	0	12	16	16
Hours Worked at Lift Station	101	1,004	164	1,216
Hours Worked for Other Departments	12	251	51	352
OJI Percentage	0.00	0.00	1.58	0.69
Square Feet of Concrete	0	0	0	0
Average Response Time (Hours)	0.49	0.45	0.35	0.38
Claims Paid Per 10,000 People	0	0	0	0

CITY OF NORMAN				
DEPARTMENT OF UTILITIES				
LINE MAINTENANCE DIVISION				
MONTHLY PROGRESS REPORT				
WATER MAINTENANCE				
	FYE 15		FYE 14	
February, 2015	MONTH	YTD	MONTH	YTD
New Meter Sets:	44	339	30	286
Number Short Sets	44	334	30	283
Number Long Sets	0	5	0	3
Average Meter Set Time	3.25	3.70	4.65	4.13
Number of Work Orders:				
Service Calls	391	3,456	387	3,223
Meter Resets	1	4	1	3
Meter Removals	1	21	3	11
Meter Changes	45	329	32	140
Locates Completed	394	3,235	412	3,478
Number of Water Main Breaks	10	124	15	136
Average Time Water Off	2.59	2.50	1.60	2.17
Fire Hydrants:				
New	0	2		1
Replaced	0	8	2	12
Maintained	49	519	80	794
Number of Valves Exercised	277	2,239	233	1,981
Feet of Main Construction	560	4,394	660	4,376
Hours of Main Construction	416	3,746	548	4,739
Meter Changeovers	18	96	43	84
OJI Percentage	0.00	2.30	0.00	2.99
Hours Flushing/Testing New Mains	53	761	71	560
Hours Worked Outside of Division	150	993	100	1,231

City of Norman, Oklahoma  
Department of Utilities

Monthly Progress Report  
Water Reclamation Facility  
February 1-28, 2015

**Flow Statistics**

	<b>FYE 2015</b>		<b>FYE 2014</b>	
	<u>This Month</u>	<u>YTD</u>	<u>This Month</u>	<u>YTD</u>
Total Influent Flow (M.G.)	246.2	2649.4	262.5	2430.4
Total Effluent Flow (M.G.)	233.0	2515.0	237.8	2037.7
Influent Peak Flow (MGD)	10.7	23.8	10.1	15.2
Effluent Peak Flow (MGD)	10.6	20.8	9.3	14.6
Daily Avg. Influent Flow (MGD)	8.8	9.1	9.4	9.7
Daily Avg. Effluent Flow (MGD)	8.3	8.6	8.5	9.2
Precipitation (inches)	0.2	15.3	0.2	24.0

**Discharge Monitoring Report Stats**

EPA minimum percentage removal 85%

5 day BOD:	Avg.	Avg.
Influent Total (mg/l)	284	270
Effluent Carbonaceous Total	7	4
Percent Removal	97.4	98.7
Total Suspended Solids:		
Influent (mg/L)	141	164
Effluent (mg/L)	47	6
Percent Removal	67	96.2
Dissolved Oxygen:		
Influent (min)	0.3	1.2
Effluent (min)	6.1	5.8
pH		
Influent (Low)	7.2	7.3
(High)	7.6	7.5
Effluent (Low)	6.9	6.9
(High)	7.3	7.1
Ammonia Nitrogen		
Influent (mg/L)	27.2	26.8
Effluent (mg/L)	3.93	1.5
Percent Removal	85.6	94.3

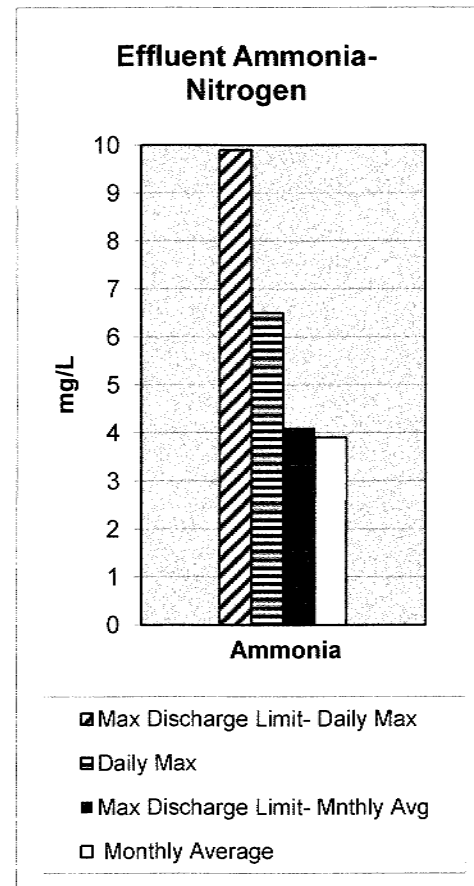
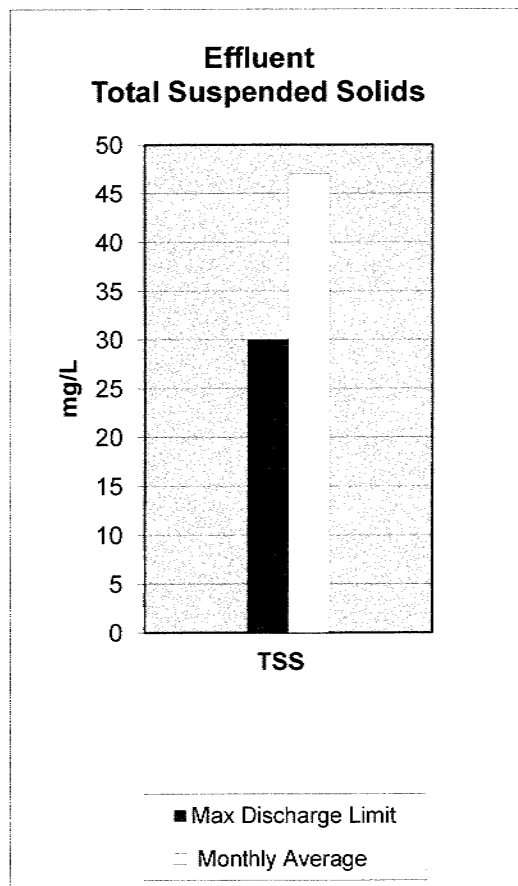
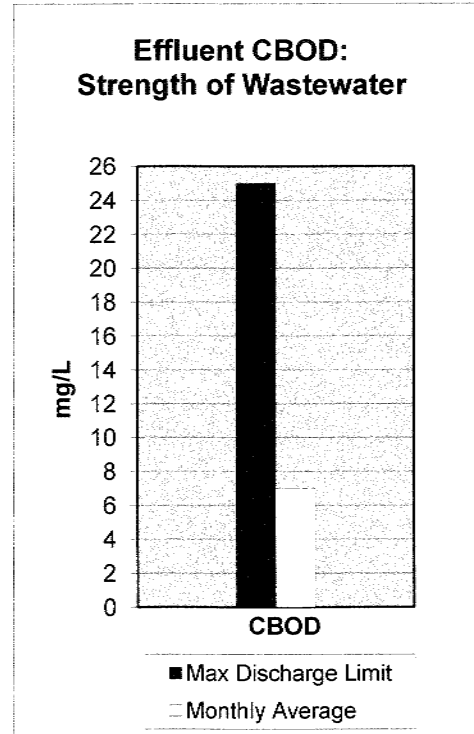
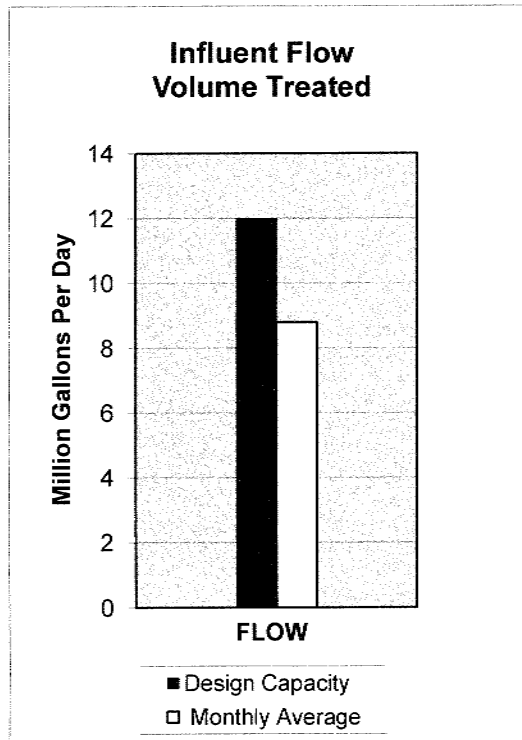
**Utilities**

Electrical				
Total kWh Used (Plant wide)	544,640	4,534,080	535,740	4,030,960
Aeration Blowers, WSL&Headworks	290,340	2,582,740	300,000	2,993,920
Natural Gas				
Total cubic feet/day (plant wide)	1,058,000	7,690,000	1,203,000	8,564,000
Public Education (Tours)	3	60	2	19
Attendees		106	147	128
Reclaimed Water System (MG)	9.3	119.3	15.8	127.1
OU Golf Course	0.5	34.9	1.6	37.1

\*SP Boilers are still inefficient. New OG&E meter installed at Westside liftstation.

#Several bio-solids equipment failures and digester #3 O/S caused decrease in TSS reduction.

**CITY OF NORMAN**  
**WATER RECLAMATION FACILITY**  
**February 2015**



**CITY OF NORMAN, OKLAHOMA  
DEPARTMENT OF UTILITIES  
MONTHLY PROGRESS REPORT**

**WATER TREATMENT DIVISION**

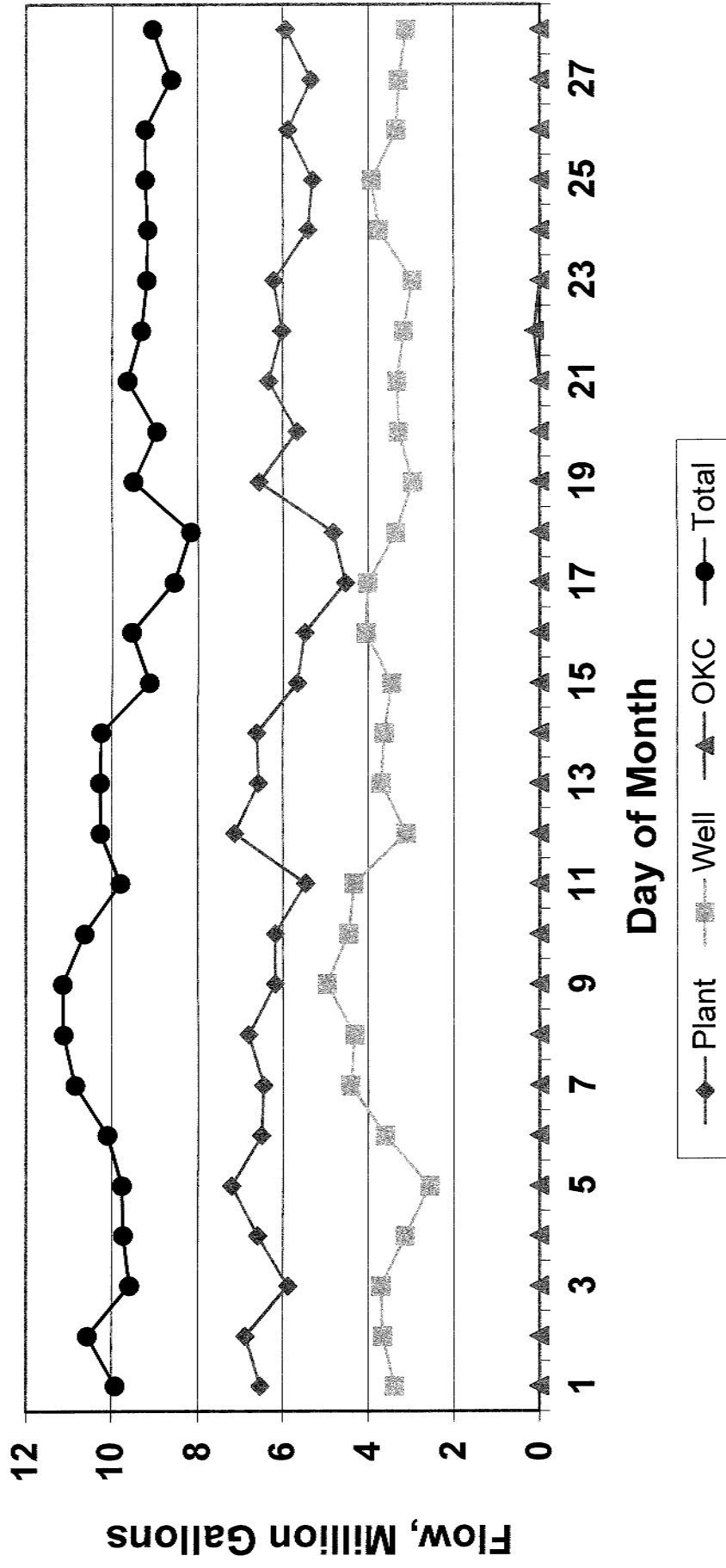
**MONTH: February**

	<b>FYE 2015</b>		<b>FYE 2014</b>	
	<b><u>This month</u></b>	<b><u>Year to date</u></b>	<b><u>This month</u></b>	<b><u>Year to date</u></b>
<b>Water Supply</b>				
Plant Production (MG)	170.19	2,283.66	190.531	2013.32
Well Production (MG)	100.94	851.70	102.98	899.78
Oklahoma City Water Used (MG)	0.13	5.28	0.00	2.65
Total Water Produced (MG)	271.26	3140.64	293.51	2915.75
Average Daily Production	9.69	12.87	10.48	12.00
<b>Peak Day Demand</b>				
Million Gallons	11.14	21.80	11.73	20.61
Date	2/9/2015	8/26/2014	2/17/2014	7/11/2013
System Capacity (see note)	23.70	23.70	23.50	23.50
Demand Above Capacity (Peak Day)	0.00	0.00	0.00	0.00
Note: System Capacity does not include the Oklahoma City water line.				
<b>Costs</b>				
Plant	\$343,458.90	\$3,016,296.64	\$357,475.84	\$2,994,125.67
Wells	\$179,289.00	\$1,485,272.90	\$66,806.96	\$626,550.64
OKC (Estimated)	\$4,761.07	\$48,046.71	\$1,438.39	\$24,675.30
Total	\$527,508.97	\$4,549,616.25	\$425,721.19	\$3,645,351.61
<b>Cost per Million Gallons</b>				
Plant	\$2,018.04	\$1,320.82	\$1,876.21	\$1,487.16
Wells	\$1,776.23	\$1,743.89	\$648.75	\$696.34
OKC (Estimated)	\$38,088.56	\$9,104.93	N/A	\$9,307.92
Total	\$1,944.68	\$1,448.63	\$1,450.45	\$1,250.23
<b>Water Quality</b>				
Total Number of Bacterial Samples	80	683	80	671
Bacterial Samples out of Compliance	1	4	0	0
Total number of complaints	3	191	10	67
Number of complaints per 1000 service connections	0.08	5.31	0.28	1.88
<b>Safety</b>				
Hours lost to OJI	0	0	0	0
Hours lost to TTD	0	0	0	0
Total Hours Lost	0	0	0	0
Safety Training Sessions Held	1	8	1	8
<b>Public Education</b>				
Number of tours conducted	3	14	2	6
Number of people on tours	68	155	46	118

**Notes:**

Water well 37 and 58 failed. Well 37 pump/motor has been installed and is currently being disinfected. Well 58 is has been scheduled to be pulled and replaced this month.

## Water Production for February, 2015





## SANITATION DIVISION PROGRESS REPORT

FEB 2015

	FY 14		FY 15	
	MONTH	YR-TO-DATE	MONTH	YR-TO-DATE
<u>Vehicle Accidents</u>	3	13	4	19
<u>On The Job Injuries</u>	0	9	0	3
<u>Bulk Pickups</u>	30	207	29	210
<u>Refuse Complaints</u>	67	608	58	534
<u>New Polycarts Requests</u>	44	437	61	465
<u>Polycarts Exchanges</u>	9	135	10	95
<u>Additional Polycart Requests</u>	37	401	54	407
<u>Replaced Stolen Polycarts</u>	25	241	27	202
<u>Replaced Damaged Polycarts</u>	107	1078	129	1195
<u>Polycarts Repaired</u>	17	168	12	176

## COMPOST MONTHLY REPORT

FEB 2015

	MONTH	YR-TO-DATE
TONS BROUGHT IN BY COMPOST CREWS:	176.25	2,272.16
LANDFILL TIPPING FEE'S	\$ 18.82	\$ 18.82
SAVINGS FROM NOT DUMPING AT LANDFILL:	\$ 3,317.03	\$ 42,762.05
TONS BROUGHT IN BY PUBLIC:	136.00	1,321.00
TONS BROUGHT IN BY CONTRACTORS :	309.00	2,768.00
TONS BROUGHT IN BY OTHER CITY DEPARTMENTS:	74.00	346.50
LANDFILL TIPPING FEE'S	\$ 18.82	18.82
SAVINGS FROM NOT DUMPING AT LANDFILL:	\$ 9,767.58	83,476.11
TOTAL SAVINGS FROM NOT DUMPING AT LANDFILL:	\$ 13,084.61	\$ 126,238.16
REVENUE COLLECTED FROM COMPOST SALES:	\$	\$ 7,760.00

	MULCH CUBIC YDS		COMPOST CUBIC YDS	
	MONTH	YR-TO-DATE	MONTH	YR-TO-DATE
PARKS DEPT.	0	0	0	0
ROAD & CHANNEL	0	0	0	0
LINE MAINTENANCE	0	0	0	0
STREET DEPT.	0	0	0	0
WATER TREATMENT	0	0	0	0
MURPHY PRODUCTS OKC	4,060	11,380	0	0
SELF LOADING BIN	0	49	0	0
DRYING BEDS	520	3,304	0	0
COMPOST SOLD BY CUBIC YARDS	0	0	0	3,060
TOTAL	4,580	14,733	0	0

MONTHLY RECYCLING REPORT  
(CURBSIDE)  
Feb-15

PROGRAM STATISTICS

	AVERAGE	
	MONTH	YTD
SET OUT/PARTICIPATION RATE:	89%	89%
AVERAGE TONS PER DAY :	22.77	21.33
POUNDS PER HOME:	15.73	15.75

COMMODITY BY TON

	MONTH	TONS	YTD TONS
ALUMINUM BEVERAGE CAN	1.1	4.26	43.6
#1 PET	3.2	12.39	114.09
NEWS	37	143.22	1471.9
GLASS CONTAINERS	18	69.68	689.55
MIX PAPER	16.5	63.87	357.3
#2 NATURAL	1	3.87	64.12
#2 COLOR	3	11.61	91.22
#3-#7	4	15.48	131.68
TIN-STEEL SCRAP	2.2	8.52	79.18
TRASH	7	27.1	330.1
OCC	7	27.1	278.02
TOTAL	100	387.1	3650.76

	MONTH	YTD
SERVICE CALLS (MISSES)	41	344
REMINDER NOTICES	11	59
MISC. (throwing bins, left in driveway, blowing trash)	3	14
MISSING BINS	5	45
BROKEN GLASS	0	0
PICK UP CART	6	31
REPAIR	6	61
DELIVERY REQUEST	3	3
SCATTERED	2	9
NEW	46	338
EXCHANGE	2	6
ADD	9	43
HOUSESIDE	3	27
	0	10
TOTAL CALLS	137	990

	MONTH	YTD
LANDFILL COST AVOIDANCE	\$7,285.22	\$68,707.30

# MONTHLY TRANSFER STATION REPORT

FEB 2015

	TONS PER MONTH	TONS PER YEAR	REVENUE PER MONTH	REVENUE PER YEAR
O.U. TONS	352.81	2,615.48	13,761.84	102,041.75
CONT. TONS:	87.96	887.47	\$ 4,269.62	43,128.73
CASH TONS:	729.33	7,206.28	\$ 33,126.24	329,063.86
BRUSH/YDS:	0	1.00	\$ -	10.00
PULL OFFS:	12	201.00	\$ 156.00	2,613.00
TOTALS:	1,170.10	10,709.23	\$ 51,313.70	\$ 476,857.34

	MONTH	YR-TO-DATE
# OF LOADS TRANSPORTED TO OKC LANDFILL BY TRANSFER STATION TRUCKS.	314	3,042
# OF TONS TRANSPORTED TO OKC LANDFILL BY TRANSFER STATION TRUCKS.	5,456.77	55,348.30
# OF LOADS TRANSPORTED TO OKC LANDFILL BY INDIVIDUAL SANITATION TRUCKS.	211	471
# OF TONS TRANSPORTED TO OKC LANDFILL BY INDIVIDUAL SANITATION TRUCKS:	735.23	2517.84
GRAND TOTAL TONS TO LANDFILLS	6,192.00	57,927.14

DISPOSAL COST PER TON (OKC)	\$ 18.82	\$ 18.82
TIPPING FEE'S FOR DUMPING AT OKC:	\$ 116,533.44	\$ 1,089,040.75
GRAND TOTAL TIPPING FEE'S	\$ 116,533.44	\$ 1,089,040.75

# OF LOADS BROUGHT TO TRANSFER STATION BY COMMERCIAL SANITATION TRUCKS:	424	3939
# OF TONS BROUGHT TO TRANSFER STATION BY COMMERCIAL SANITATION TRUCKS:	2,525.63	23,835.33
# OF LOADS BROUGHT TO TRANSFER STATION BY RESIDENTIAL SANITATION TRUCKS:	296	2612
# OF TONS BROUGHT TO TRANSFER STATION BY RESIDENTIAL SANITATION TRUCKS:	1,828.30	17,587.39

TOTAL LOADS BROUGHT TO TRANSFER STATION:	720	6,551
TOTAL TONS BROUGHT TO TRANSFER STATION:	4,354	42066.72
MISCELLANEOUS TONS BROUGHT BY OTHER DEPTS.:	3.89	44.64



